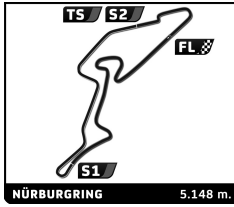


COPPA SHELL & 488 NÜRBURGRING Free Practice

Sector Analysis

Invalidated Lap Personal Best Session Best Crossing the pit lane

Table with columns: Lap, Time, Sector 1, Sector 2, Sector 3, T.Spd, Elapsed. Rows include driver names (Motohiko ISOZAKI, Rey ACOSTA, Michael MARTIN, James WEILAND, Andreas RITZI, Tibor VALINT, Alexander NUSSBAUMER) and their respective lap times and sector data.



COPPA SHELL & 488 NÜRBURGRING

Free Practice

Sector Analysis

Table with 14 columns: Lap, Time, Sector 1, Sector 2, Sector 3, T.Spd, Elapsed. It shows two columns of lap data for various drivers, with some cells highlighted in green for personal bests and purple for session bests.

Driver profile for John DHILLON (GBR) in Ferrari 296 Challenge. Includes driver number 151, team name, and a table of 17 lap times with sector and total speed data.

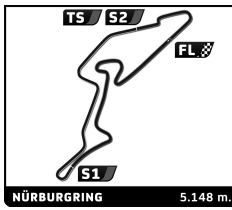
Driver profile for Thomas GOSTNER (ITA) in Ferrari 296 Challenge. Includes driver number 161, team name, and a table of 17 lap times with sector and total speed data.

Driver profile for Thomas LÖFFLAD (DEU) in Ferrari 296 Challenge. Includes driver number 152, team name, and a table of 16 lap times with sector and total speed data.

Driver profile for Christophe HURNI (CHE) in Ferrari 296 Challenge. Includes driver number 162, team name, and a table of 15 lap times with sector and total speed data.

Driver profile for Andrzej LEWANDOWSKI (POL) in Ferrari 296 Challenge. Includes driver number 160, team name, and a table of 1 lap time with sector and total speed data.

Driver profile for Henry HASSID (FRA) in Ferrari 296 Challenge. Includes driver number 167, team name, and a table of 2 lap times with sector and total speed data.



COPPA SHELL & 488 NÜRBURGRING

Free Practice

Sector Analysis

Table with 14 columns: Lap, Time, Sector 1, Sector 2, Sector 3, T.Spd, Elapsed. Contains data for multiple drivers including Ken ABE, Ernest KIRCHMAYR, and Qwin WIETLISBACH.

Driver profile for Ken ABE (JPN), Formula Racing, Ferrari 296 Challenge. Includes lap times and sector data.

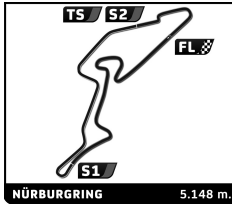
Driver profile for Ernest KIRCHMAYR (AUT), Kessel Racing, Ferrari 296 Challenge. Includes lap times and sector data.

Driver profile for Fons SCHELTEMA (NLD), Kessel Racing, Ferrari 296 Challenge. Includes lap times and sector data.

Driver profile for Qwin WIETLISBACH (CHE), CDP - D&C Racing, Ferrari 488 Challenge EVO. Includes lap times and sector data.

Driver profile for Manuela GOSTNER (ITA), Ineco - Reparto Corse RAM, Ferrari 296 Challenge. Includes lap times and sector data.

Driver profile for Faysal SHAIR (LEB), Scuderia Lebanon, Ferrari 488 Challenge EVO. Includes lap times and sector data.



COPPA SHELL & 488 NÜRBURGRING

Free Practice

Sector Analysis

Invalidated Lap

Personal Best

Session Best

Crossing the pit lane

Table with 7 columns: Lap, Time, Sector 1, Sector 2, Sector 3, T.Spd, Elapsed. Rows 8-15.

Table for driver 211 Aleksei KOMAROV, GRC. Scuderia Praha Racing. Ferrari 488 Challenge EVO. Rows 1-16.

Table for driver 225 Germano SALERNITANO, ITA. Gohm Motorsport - Baron Racing Tear. Ferrari 488 Challenge EVO. Rows 1-8.

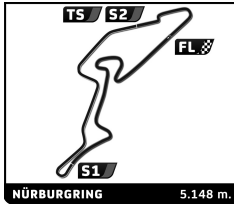
Table for driver 227 Tommy LINDROTH, SWE. Gohm Motorsport - Baron Racing Tear. Ferrari 488 Challenge EVO. Rows 1-16.

Table for driver 240 Pino FRASCARO, ITA. Rossocorsa. Ferrari 488 Challenge EVO. Rows 1-11.

Table for driver 251 Patrick BYRNE, USA. Formula Racing. Ferrari 488 Challenge EVO. Rows 1-17.

Table for driver 255 Friedrich MÜLLER, AUS. Gohm Motorsport - Engstler. Ferrari 488 Challenge EVO. Rows 1-17.

Table for driver 275 Sven SCHÖMER, DEU. Ferrari Katowice. Ferrari 488 Challenge EVO.



COPPA SHELL & 488
NÜRBURGRING
Free Practice

Sector Analysis

— Invalidated Lap ■ Personal Best ■ Session Best B Crossing the pit lane

Lap	Time	Sector 1	Sector 2	Sector 3	T.Spd	Elapsed	Lap	Time	Sector 1	Sector 2	Sector 3	T.Spd	Elapsed
1	14:22.937	...	50.464	23.893	230.6	14:22.937							
2	2:11.945	1:00.281	47.249	24.415	237.6	16:34.882							
3	2:09.301	59.597	46.987	22.717	238.2	18:44.183							
4	2:07.714	58.695	46.596	22.423	238.7	20:51.897							
5	2:10.347	59.139	47.555	23.653	233.0	23:02.244							
6	2:08.208	58.919	46.596	22.693	238.2	25:10.452							
7	5:16.350B	59.138	49.235	3:27.977	212.1	30:26.802							
8	<u>2:40.169</u>	<u>1:25.032</u>	48.412	26.725	164.2	33:06.971							
9	2:12.352	1:01.394	47.541	23.417	236.1	35:19.323							
10	2:09.506	59.739	46.782	22.985	237.6	37:28.829							

289 **Niels ZIBRANDTSEN** DNK
Formula Racing Ferrari 488 Challenge EVO

1	9:05.582	7:50.789	51.234	23.559	231.0	9:05.582
2	2:11.296	1:00.558	47.589	23.149	236.6	11:16.878
3	2:18.036	1:02.127	50.036	25.873	190.8	13:34.914
4	2:12.758	1:00.462	48.280	24.016	234.5	15:47.672
5	2:11.631	1:00.451	48.089	23.091	234.5	17:59.303
6	2:25.930B	1:01.404	48.249	36.277	231.0	20:25.233
7	6:18.713	5:07.685	47.993	23.035	235.1	26:43.946
8	2:10.668	1:00.183	47.681	22.804	236.6	28:54.614
9	2:09.842	59.403	47.299	23.140	238.2	31:04.456
10	2:10.043	59.684	47.364	22.995	236.1	33:14.499
11	2:10.426	1:00.020	47.151	23.255	236.6	35:24.925
12	2:11.292	1:00.546	47.912	22.834	238.7	37:36.217
13	2:11.284	1:00.000	47.068	24.216	234.5	39:47.501
14	3:43.042B	1:21.205	1:29.270	52.567	74.9	43:30.543
15	4:35.088B	3:03.134	49.734	42.220	221.6	48:05.631