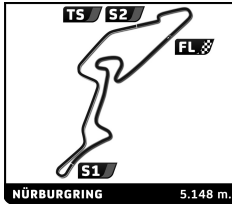


TROFEO PIRELLI
NÜRBURGRING
Race 2

Sector Analysis

— Invalidated Lap ■ Personal Best ■ Session Best B Crossing the pit lane

Lap	Time	Sector 1	Sector 2	Sector 3	T.Spd	Elapsed	Lap	Time	Sector 1	Sector 2	Sector 3	T.Spd	Elapsed
2	Giacomo ALTOÉ ITA Emil Frey Racing Ferrari 296 Challenge												
1	2:03.722	59.473	43.168	21.081	259.2	2:03.722							
2	1:59.145	55.024	43.137	20.984	258.6	4:02.867							
3	1:59.098	54.813	43.250	21.035	258.0	6:01.965							
4	1:59.797	55.015	43.553	21.229	258.0	8:01.762							
5	1:59.002	54.626	43.326	21.050	256.8	10:00.764							
6	1:59.593	54.896	43.143	21.554	256.2	12:00.357							
7	1:59.373	54.732	43.416	21.225	255.6	13:59.730							
8	1:59.431	54.863	43.343	21.225	256.8	15:59.161							
9	1:59.644	55.047	43.406	21.191	258.0	17:58.805							
10	2:00.062	55.123	43.604	21.335	256.2	19:58.867							
11	1:59.664	55.063	43.341	21.260	257.4	21:58.531							
12	2:00.123	55.090	43.551	21.482	257.4	23:58.654							
13	2:00.432	55.370	43.721	21.341	256.8	25:59.086							
14	2:03.088	55.105	46.303	21.680	256.8	28:02.174							
15	2:02.553	55.577	45.418	21.558	257.4	30:04.727							
16	2:03.773	55.875	45.697	22.201	258.0	32:08.500							
7	Andreas BØGH-SØRENSEN DNK Formula Racing Ferrari 296 Challenge												
1	2:09.879	1:03.225	44.771	21.883	259.9	2:09.879							
2	2:02.401	56.565	44.041	21.795	260.5	4:12.280							
3	2:01.787	56.010	44.064	21.713	258.0	6:14.067							
4	2:01.840	55.752	44.287	21.801	259.2	8:15.907							
5	2:01.187	55.652	44.048	21.487	256.8	10:17.094							
6	2:03.405	56.311	44.481	22.613	257.4	12:20.499							
7	2:03.115	56.550	44.338	22.227	257.4	14:23.614							
8	2:03.798	57.177	44.548	22.073	257.4	16:27.412							
9	2:31.113 B	1:03.977	51.435	35.701	193.5	18:58.525							
10	5:08.535 B	3:47.686	47.774	33.075	167.0	24:07.060							
8	Luca LUDWIG DEU MERTEL Motorsport Ferrari 296 Challenge												
1	2:03.139	59.096	42.914	21.129	259.9	2:03.139							
2	1:59.170	55.184	42.872	21.114	259.2	4:02.309							
3	1:59.220	55.011	42.917	21.292	258.0	6:01.529							
9	Danilo DEL FAVERO DEU Penske Sportwagen Hamburg Ferrari 296 Challenge												
1	2:10.938	1:04.329	44.856	21.753	259.2	2:10.938							
2	2:02.144	56.335	44.037	21.772	260.5	4:13.082							
3	2:02.794	57.194	43.924	21.676	258.6	6:15.876							
4	2:02.157	56.184	44.102	21.871	258.6	8:18.033							
5	2:01.293	55.920	43.880	21.493	256.2	10:19.326							
6	2:01.800	55.696	43.908	22.196	257.4	12:21.126							
7	2:03.612	57.308	44.335	21.969	257.4	14:24.738							
8	2:03.491	56.784	44.634	22.073	256.2	16:28.229							
9	2:02.713	56.729	44.384	21.600	256.8	18:30.942							
10	2:02.262	56.236	44.396	21.630	256.8	20:33.204							
11	2:02.592	56.548	44.339	21.705	257.4	22:35.796							
12	2:02.652	56.128	44.698	21.826	256.8	24:38.448							
13	2:04.526	57.612	44.856	22.058	256.2	26:42.974							
14	2:05.047	56.339	46.124	22.584	252.0	28:48.021							
15	2:02.782	56.338	44.614	21.830	258.0	30:50.803							
16	2:03.595	56.569	44.907	22.119	258.6	32:54.398							
4	Andrew MORROW GBR Charles Hurst Ferrari 296 Challenge												
1	2:12.622	1:05.284	45.166	22.172	253.2	2:12.622							
2	2:02.788	56.460	44.282	22.046	258.6	4:15.410							
3	2:01.977	56.202	43.990	21.785	261.1	6:17.387							
4	2:02.249	56.157	44.204	21.888	261.7	8:19.636							
5	2:02.088	56.289	43.871	21.928	261.7	10:21.724							
6	2:01.437	55.712	43.987	21.738	259.9	12:23.161							
7	2:04.161	57.997	44.374	21.790	258.6	14:27.322							
8	2:01.902	56.047	44.056	21.799	259.9	16:29.224							
9	2:10.132 B	57.235	44.317	28.580	259.9	18:39.356							
10	2:18.797	1:12.925	44.131	21.741	258.6	20:58.153							
11	2:02.283	56.132	44.274	21.877	258.6	23:00.436							
12	2:02.641	56.246	44.420	21.975	259.9	25:03.077							
13	2:04.813	56.468	46.083	22.262	259.9	27:07.890							
14	2:04.436	56.915	45.347	22.174	259.2	29:12.326							
15	2:03.912	56.755	45.138	22.019	259.9	31:16.238							
16	2:03.505	56.653	44.699	22.153	260.5	33:19.743							
11	Herbert GEISS DEU Maranello Motors Ferrari 296 Challenge												
1	2:13.867	1:05.548	46.169	22.150	257.4	2:13.867							
2	2:02.964	56.480	44.767	21.717	258.0	4:16.831							
3	2:01.912	56.111	44.092	21.709	258.6	6:18.743							
4	2:02.127	56.171	44.129	21.827	259.2	8:20.870							
5	2:02.286	56.230	44.151	21.905	258.6	10:23.156							
6	2:02.076	55.887	44.051	22.138	256.8	12:25.232							
7	2:02.719	56.439	44.366	21.914	258.0	14:27.951							
8	2:02.520	56.602	44.168	21.750	256.2	16:30.471							
9	2:02.926	56.620	44.401	21.905	258.6	18:33.397							
10	2:03.630	56.614	45.165	21.851	258.6	20:37.027							
11	2:03.400	56.692	44.668	22.040	256.8	22:40.427							
12	2:03.056	56.608	44.423	22.025	256.2	24:43.483							
13	2:03.400	56.610	44.891	21.899	254.4	26:46.883							
14	2:04.049	56.809	45.161	22.079	256.8	28:50.932							
15	2:03.499	56.981	44.564	21.954	257.4	30:54.431							
16	2:03.862	57.068	44.492	22.302	258.6	32:58.293							



TROFEO PIRELLI NÜRBURGRING Race 2

Sector Analysis

Invalidated Lap Personal Best Session Best Crossing the pit lane

Table for driver Luigi COLUCCIO (ITA) showing lap times and sector data for laps 1-16.

Table for driver Dylan MEDLER (USA) showing lap times and sector data for laps 1-16.

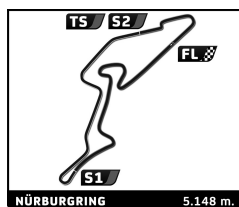
Table for driver James OWEN (GBR) showing lap times and sector data for laps 1-16.

Table for driver Matthias TOMANN (DEU) showing lap times and sector data for laps 1-16.

Table for driver Michael VERHAGEN (NLD) showing lap times and sector data for laps 1-13.

Table for driver David AKHOBADZE (RAF) showing lap times and sector data for laps 1-13.

Table for driver Federico AL RIFAI (ITA) showing lap times and sector data for laps 1-16.



TROFEO PIRELLI NÜRBURGRING Race 2

Sector Analysis

Table with 14 columns: Lap, Time, Sector 1, Sector 2, Sector 3, T.Spd, Elapsed. It shows two columns of race data for various drivers.

69 Marco ZANASI ITA CDP - Pinetti Motorsport Ferrari 296 Challenge

Table with 7 columns: Lap, Time, Sector 1, Sector 2, Sector 3, T.Spd, Elapsed. Data for driver Marco ZANASI.

80 Angelo FONTANA VEN Rossocorsa Ferrari 296 Challenge

Table with 7 columns: Lap, Time, Sector 1, Sector 2, Sector 3, T.Spd, Elapsed. Data for driver Angelo FONTANA.

71 Otto BLANK DEU Lueg Sportivo - Herter Racing Ferrari 296 Challenge

Table with 7 columns: Lap, Time, Sector 1, Sector 2, Sector 3, T.Spd, Elapsed. Data for driver Otto BLANK.

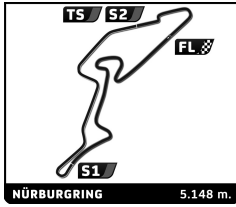
85 Hanno LASKOWSKI DEU Emil Frey Racing Ferrari 296 Challenge

Table with 7 columns: Lap, Time, Sector 1, Sector 2, Sector 3, T.Spd, Elapsed. Data for driver Hanno LASKOWSKI.

78 Axel SARTINGEN DEU Lueg Sportivo - Herter Racing Ferrari 296 Challenge

86 Bence VALINT HUN Ferrari Budapest - Rossocorsa Ferrari 296 Challenge

Table with 7 columns: Lap, Time, Sector 1, Sector 2, Sector 3, T.Spd, Elapsed. Data for driver Bence VALINT.



TROFEO PIRELLI NÜRBURGRING Race 2

Sector Analysis

Table with 14 columns: Lap, Time, Sector 1, Sector 2, Sector 3, T.Spd, Elapsed. Contains data for laps 5-16.

Driver profile for 88 Amin AREFPOUR (DEU). Includes team name Riller & Schnauck and a table of lap times for laps 1-15.

Driver profile for 92 Hendrik VIOL (CZE). Includes team name Scuderia Praha Racing and a table of lap times for laps 1-16.

Driver profile for 89 Claus ZIBRANDTSEN (DNK). Includes team name Formula Racing and a table of lap times for laps 1-16.

Driver profile for 91 Philipp BARON (AUT). Includes team name Gohm Motorsport - Baron Racing Tear and a table of lap times for laps 1-5.