

TROFEO PIRELLI NÜRBURGRING Qualifying 2

Sector Analysis

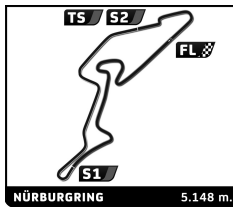
— Invalidated Lap

■ Personal Best

■ Session Best

■ Crossing the pit lane

Lap	Time	Sector 1	Sector 2	Sector 3	T.Sp	Elapsed	Lap	Time	Sector 1	Sector 2	Sector 3	T.Sp	Elapsed	
1	Franz ENGSTLER DEU							7	Andreas BØGH-SØRENSEN DNK					
	Gohm Motorsport - Engstler Ferrari 296 Challenge								Formula Racing Ferrari 296 Challenge					
1	3:41.816	2:23.915	52.894	25.007	215.9	3:41.816	1	2:29.962	1:18.050	48.719	23.193	232.5	2:29.962	
2	2:11.028	1:02.333	46.490	22.205	252.6	5:52.844	2	2:06.182	59.450	45.038	21.694	256.8	4:36.144	
3	<u>2:01.232</u>	55.666	43.773	<u>21.793</u>	256.2	7:54.076	3	2:04.983	56.865	46.122	21.996	243.5	6:41.127	
4	2:02.958	55.140	46.102	21.716	253.2	9:57.034	4	<u>2:00.281</u>	55.186	43.594	21.501	258.6	8:41.408	
5	2:00.469	55.214	43.714	21.541	256.2	11:57.503	5	1:59.389	54.954	43.183	21.252	258.0	10:40.797	
6	2:00.478	55.396	43.683	21.399	256.2	13:57.981	6	1:59.852	55.193	43.285	21.374	259.9	12:40.649	
7	2:14.266B	57.243	44.381	32.642	255.0	16:12.247	7	2:18.634B	57.366	46.493	34.775	209.2	14:59.283	
8	3:38.753	2:31.856	44.489	22.408	233.0	19:51.000	8	6:19.911	5:09.802	47.840	22.269	240.8	21:19.194	
9	2:01.270	55.905	43.587	21.778	256.2	21:52.270	9	2:07.938	1:00.135	45.969	21.834	233.5	23:27.132	
10	2:01.185	55.599	43.696	21.890	255.0	23:53.455	10	2:03.583	55.783	43.785	24.015	182.7	25:30.715	
11	2:01.170	55.726	43.700	21.744	254.4	25:54.625	11	2:00.495	55.673	43.540	21.282	258.0	27:31.210	
12	2:27.806B	1:01.998	49.945	35.863	213.3	28:22.431	12	2:03.077	55.621	43.365	24.091	258.6	29:34.287	
2	Giacomo ALTOÉ ITA							8	Luca LUDWIG DEU					
	Emil Frey Racing Ferrari 296 Challenge								MERTEL Motorsport Ferrari 296 Challenge					
1	6:33.669	5:12.263	55.451	25.955	139.8	6:33.669	1	10:20.196B	8:45.281	1:00.998	33.917	86.3	10:20.196	
2	2:14.817	1:03.706	48.971	22.140	226.7	8:48.486	2	9:19.902	7:49.965	1:04.799	25.138	101.5	19:40.098	
3	2:07.614B	55.659	43.084	28.871	255.6	10:56.100	3	1:58.614	55.168	42.478	20.968	258.6	21:38.712	
4	6:14.566	5:04.824	46.571	23.171	253.2	17:10.666	4	1:57.367	54.079	42.445	20.843	258.6	23:36.079	
5	2:01.420	56.586	43.608	21.226	256.8	19:12.086	5	2:07.596	54.268	49.978	23.350	137.5	25:43.675	
6	1:59.274	55.604	42.796	20.874	258.0	21:11.360	6	2:22.523B	1:03.858	47.636	31.029	220.2	28:06.198	
7	1:57.083	53.808	42.367	20.908	257.4	23:08.443								
8	1:57.236	54.041	42.439	20.756	256.2	25:05.679								
9	2:12.952	54.126	49.777	29.049	177.6	27:18.631								
10	2:10.959	1:02.207	47.074	21.678	254.4	29:29.590								
11	2:18.057B	54.776	47.666	35.615	217.6	31:47.647								
3	Max MUGELLI ITA							9	Daniilo DEL FAVERO DEU					
	CDP - Eureka Competition Ferrari 296 Challenge								Penske Sportwagen Hamburg Ferrari 296 Challenge					
1	2:28.736	1:15.165	49.532	24.039	237.6	2:28.736	1	4:06.291	2:53.277	49.827	23.187	230.1	4:06.291	
2	2:04.546	58.268	44.730	21.548	258.0	4:33.282	2	2:05.326	57.250	46.283	21.793	237.6	6:11.617	
3	1:59.120	54.788	43.187	21.145	257.4	6:32.402	3	1:59.166	54.706	43.406	21.054	256.8	8:10.783	
4	1:59.419	55.148	42.974	21.297	258.6	8:31.821	4	2:02.952	55.104	45.059	22.789	236.1	10:13.735	
5	1:58.861	54.846	42.855	21.160	257.4	10:30.682	5	2:08.518B	54.759	43.445	30.314	256.8	12:22.253	
6	2:12.246B	55.029	44.117	33.100	231.0	12:42.928								
7	3:56.007	2:44.066	49.109	22.832	238.2	16:38.935								
8	2:09.262	1:00.630	46.874	21.758	256.8	18:48.197								
9	1:59.758	55.134	43.149	21.475	258.6	20:47.955								
10	<u>2:06.450</u>	<u>54.784</u>	47.574	24.092	170.4	22:54.405								
11	2:03.077	55.742	43.719	23.616	257.4	24:57.482								
12	2:03.991	55.210	46.235	22.546	171.5	27:01.473								
13	2:21.162B	58.007	49.037	34.118	210.4	29:22.635								
4	Andrew MORROW GBR							11	Herbert GEISS DEU					
	Charles Hurst Ferrari 296 Challenge								Maranello Motors Ferrari 296 Challenge					
1	10:05.507	8:46.293	55.206	24.008	167.5	10:05.507	1	5:56.331	4:44.946	48.197	23.188	241.9	5:56.331	
2	2:06.554	58.816	46.046	21.692	257.4	12:12.061	2	2:04.542	58.285	44.548	21.709	255.0	8:00.873	
3	2:00.718	55.412	44.040	21.266	258.0	14:12.779	3	2:02.243	56.455	44.218	21.570	256.2	10:03.116	
4	<u>2:00.770</u>	55.190	43.659	<u>21.921</u>	258.0	16:13.549	4	2:00.805	55.788	43.580	21.437	257.4	12:03.921	
5	1:59.492	54.895	43.360	21.237	258.0	18:13.041	5	2:00.652	55.365	43.808	21.479	256.2	14:04.573	
6	1:59.611	54.979	43.199	21.433	256.8	20:12.652	6	2:00.425	55.555	43.558	21.312	256.2	16:04.998	
7	2:20.029	1:10.398	47.726	21.905	256.8	22:32.681	7	2:00.176	55.271	43.595	21.310	256.8	18:05.174	
8	<u>2:20.113B</u>	<u>55.326</u>	47.517	37.270	193.8	24:52.794	8	2:03.270	55.708	43.398	24.164	256.2	20:08.444	
							9	2:00.325	55.648	43.257	21.420	256.8	22:08.769	
							10	2:16.631B	57.954	45.974	32.703	233.5	24:25.400	
13	Luigi COLUCCIO ITA													
	Radici Automobili - Bestlap - FCI Ferrari 296 Challenge													
1	3:05.172	1:44.634	56.788	23.750	163.2	3:05.172								
2	2:10.029	59.966	45.726	24.337	158.2	5:15.201								
3	2:00.909	56.232	43.146	21.531	257.4	7:16.110								
4	<u>2:03.101</u>	<u>56.846</u>	43.508	22.747	214.6	9:19.211								
5	1:59.452	55.351	42.941	21.160	257.4	11:18.663								
6	2:14.456B	1:00.705	43.769	29.982	257.4	13:33.119								
7	5:03.724	3:53.433	47.661	22.630	255.6	18:36.843								
8	2:03.326	57.703	44.177	21.446	256.8	20:40.169								
9	2:00.725	55.696	43.289	21.740	258.0	22:40.894								



TROFEO PIRELLI NÜRBURGRING Qualifying 2

Sector Analysis

Invalidated Lap

Personal Best

Session Best

Crossing the pit lane

Table with 7 columns: Lap, Time, Sector 1, Sector 2, Sector 3, T.Spd, Elapsed. Rows 10-13.

Driver 15 Dylan MEDLER (USA) - Pellin Racing. Table with 7 columns: Lap, Time, Sector 1, Sector 2, Sector 3, T.Spd, Elapsed. Rows 1-8.

Driver 18 Michael VERHAGEN (NLD) - Ferrari Warszawa. Table with 7 columns: Lap, Time, Sector 1, Sector 2, Sector 3, T.Spd, Elapsed. Rows 1-9.

Driver 23 David AKHOBADZE (RAF) - Scuderia Monte-Carlo. Table with 7 columns: Lap, Time, Sector 1, Sector 2, Sector 3, T.Spd, Elapsed. Rows 1-12.

Driver 26 James OWEN (GBR) - Meridien Modena - Engstler. Table with 7 columns: Lap, Time, Sector 1, Sector 2, Sector 3, T.Spd, Elapsed. Rows 1-12.

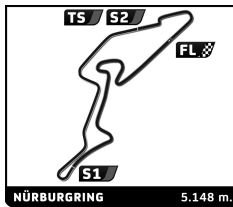
Driver 42 Matthias TOMANN (DEU) - MERTEL Motorsport. Table with 7 columns: Lap, Time, Sector 1, Sector 2, Sector 3, T.Spd, Elapsed. Rows 1-10.

Driver 67 Federico AL RIFAI (ITA) - Rossocorsa. Table with 7 columns: Lap, Time, Sector 1, Sector 2, Sector 3, T.Spd, Elapsed. Rows 1-9.

Driver 69 Marco ZANASI (ITA) - CDP - Pinetti Motorsport. Table with 7 columns: Lap, Time, Sector 1, Sector 2, Sector 3, T.Spd, Elapsed. Rows 1-8.

Driver 71 Otto BLANK (DEU) - Lueg Sportivo - Herter Racing. Table with 7 columns: Lap, Time, Sector 1, Sector 2, Sector 3, T.Spd, Elapsed. Rows 1-13.

Driver 77 Ivan VELASCO SANCHEZ (ESP) - MERTEL Motorsport. Table with 7 columns: Lap, Time, Sector 1, Sector 2, Sector 3, T.Spd, Elapsed. Rows 1-2.



TROFEO PIRELLI NÜRBURGRING Qualifying 2

Sector Analysis

Invalidated Lap

Personal Best

Session Best

Crossing the pit lane

Table with 14 columns: Lap, Time, Sector 1, Sector 2, Sector 3, T.Spd, Elapsed. Rows 3-8 showing lap data for various drivers.

78 Axel SARTINGEN DEU Lueg Sportivo - Herter Racing Ferrari 296 Challenge

Table with 7 columns: Lap, Time, Sector 1, Sector 2, Sector 3, T.Spd, Elapsed. Rows 1-12 showing sector analysis for Axel SARTINGEN.

80 Angelo FONTANA VEN Rossocorsa Ferrari 296 Challenge

Table with 7 columns: Lap, Time, Sector 1, Sector 2, Sector 3, T.Spd, Elapsed. Rows 1-12 showing sector analysis for Angelo FONTANA.

85 Hanno LASKOWSKI DEU Emil Frey Racing Ferrari 296 Challenge

Table with 7 columns: Lap, Time, Sector 1, Sector 2, Sector 3, T.Spd, Elapsed. Rows 1-14 showing sector analysis for Hanno LASKOWSKI.

86 Bence VALINT HUN Ferrari Budapest - Rossocorsa Ferrari 296 Challenge

Table with 7 columns: Lap, Time, Sector 1, Sector 2, Sector 3, T.Spd, Elapsed. Row 1 showing sector analysis for Bence VALINT.

Table with 14 columns: Lap, Time, Sector 1, Sector 2, Sector 3, T.Spd, Elapsed. Rows 2-10 showing lap data for various drivers.

88 Amin AREFFOUR DEU Riller & Schnauck Ferrari 296 Challenge

Table with 7 columns: Lap, Time, Sector 1, Sector 2, Sector 3, T.Spd, Elapsed. Rows 1-12 showing sector analysis for Amin AREFFOUR.

89 Claus ZIBRANDTSEN DNK Formula Racing Ferrari 296 Challenge

Table with 7 columns: Lap, Time, Sector 1, Sector 2, Sector 3, T.Spd, Elapsed. Rows 1-9 showing sector analysis for Claus ZIBRANDTSEN.

91 Philipp BARON AUT Gohm Motorsport - Baron Racing Tear Ferrari 296 Challenge

Table with 7 columns: Lap, Time, Sector 1, Sector 2, Sector 3, T.Spd, Elapsed. Rows 1-11 showing sector analysis for Philipp BARON.

92 Hendrik VIOL CZE Scuderia Praha Racing Ferrari 296 Challenge

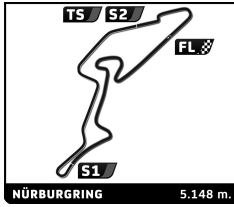
Table with 7 columns: Lap, Time, Sector 1, Sector 2, Sector 3, T.Spd, Elapsed. Rows 1-4 showing sector analysis for Hendrik VIOL.



FERRARI
CHALLENGE

TROFEO
PIRELLI

RICHARD MILLE



TROFEO PIRELLI
NÜRBURGRING
Qualifying 2

Sector Analysis

— Invalidated Lap ■ Personal Best ■ Session Best B Crossing the pit lane

Lap	Time	Sector 1	Sector 2	Sector 3	T.Spd	Elapsed	Lap	Time	Sector 1	Sector 2	Sector 3	T.Spd	Elapsed
5	1:58.335	54.427	42.750	21.158	257.4	12:05.539							
6	2:19.626B	54.964	50.648	34.014	170.4	14:25.165							