

TROFEO PIRELLI NÜRBURGRING Qualifying 1

Sector Analysis

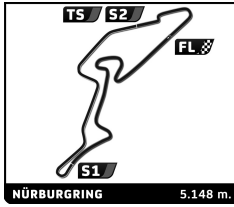
Invalidated Lap

Personal Best

Session Best

Crossing the pit lane

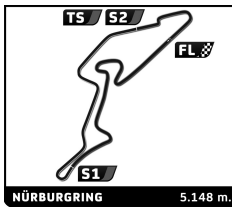
Table with columns: Lap, Time, Sector 1, Sector 2, Sector 3, T.Spd, Elapsed. Rows include driver names (e.g., Franz ENGSTLER, Giacomo ALTOÉ, Max MUGELLI, Andrew MORROW, Luca LUDWIG, Danilo DEL FAVERO, Herbert GEISS) and their lap-by-lap performance data.



TROFEO PIRELLI NÜRBURGRING Qualifying 1

Sector Analysis

Table with columns: Lap, Time, Sector 1, Sector 2, Sector 3, T.Spd, Elapsed. Includes driver names like Luigi COLUCCIO, Dylan MEDLER, Michael VERHAGEN, David AKHOBADZE, James OWEN, Matthias TOMANN, and Federico AL RIFAI.

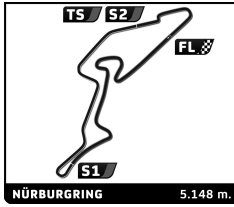


TROFEO PIRELLI NÜRBURGRING Qualifying 1

Sector Analysis

Invalidated Lap Personal Best Session Best Crossing the pit lane

Table with columns: Lap, Time, Sector 1, Sector 2, Sector 3, T.Sp, Elapsed. Rows include drivers: Marco ZANASI, Angelo FONTANA, Otto BLANK, Hanno LASKOWSKI, Ivan VELASCO SANCHEZ, Bence VALINT, Axel SARTINGEN, Amin AREFFPOUR.



TROFEO PIRELLI
NÜRBURGRING
Qualifying 1

Sector Analysis

— Invalidated Lap ■ Personal Best ■ Session Best B Crossing the pit lane

Lap	Time	Sector 1	Sector 2	Sector 3	T.Sp	Elapsed	Lap	Time	Sector 1	Sector 2	Sector 3	T.Sp	Elapsed
8	2:27.917	1:08.496	53.766	25.655	218.0	24:06.565							
9	2:22.030	1:04.689	52.478	24.863	220.7	26:28.595							
10	2:22.484	1:03.406	53.361	25.717	224.3	28:51.079							
11	2:20.274	1:03.905	51.424	24.945	223.4	31:11.353							

89 **Claus ZIBRANDTSEN** DNK
Formula Racing Ferrari 296 Challenge

1	4:09.242	2:50.693	53.784	24.765	220.2	4:09.242
2	2:19.504	1:05.013	50.150	24.341	228.6	6:28.746
3	2:15.357	1:03.114	48.627	23.616	233.0	8:44.103
4	2:12.990	1:01.656	48.219	23.115	235.1	10:57.093
5	2:12.472	1:01.180	47.786	23.506	241.9	13:09.565
6	2:11.309	1:00.556	47.792	22.961	240.3	15:20.874
7	2:21.787 B	1:00.825	47.615	33.347	238.2	17:42.661
8	5:07.197	3:47.676	55.032	24.489	218.0	22:49.858
9	2:15.982	1:03.612	49.128	23.242	236.1	25:05.840
10	2:08.729	1:00.356	46.280	22.093	250.3	27:14.569
11	2:04.769	57.795	45.065	21.909	251.4	29:19.338
12	2:03.105	57.191	44.180	21.734	255.6	31:22.443

91 **Philipp BARON** AUT
Gohm Motorsport - Baron Racing Team Ferrari 296 Challenge

1	2:33.839	1:17.262	52.020	24.557	227.6	2:33.839
2	2:18.658	1:03.789	49.463	25.406	235.1	4:52.497
3	2:14.756	1:02.780	48.437	23.539	243.5	7:07.253
4	2:13.544	1:01.968	48.147	23.429	249.1	9:20.797
5	2:40.101 B	1:07.373	54.037	38.691	169.6	12:00.898
6	4:58.607	3:22.345	1:09.124	27.138	204.1	16:59.505
7	2:28.213	1:08.671	53.956	25.586	212.5	19:27.718
8	2:19.524	1:05.377	50.673	23.474	234.0	21:47.242
9	2:12.571	1:01.930	47.991	22.650	246.3	23:59.813
10	2:10.185	1:00.462	47.651	22.072	249.7	26:09.998
11	2:12.639	58.490	49.830	24.319	186.8	28:22.637
12	2:03.572	56.996	45.132	21.444	253.8	30:26.209

92 **Hendrik VIOL** CZE
Scuderia Praha Racing Ferrari 296 Challenge

1	2:54.727	1:35.135	52.952	26.640	190.1	2:54.727
2	2:20.457	1:05.600	50.108	24.749	225.8	5:15.184
3	2:23.947	1:04.273	50.173	29.501	228.1	7:39.131
4	2:15.224	1:02.826	49.105	23.293	243.0	9:54.355
5	2:14.180	1:02.363	47.968	23.849	247.4	12:08.535
6	2:12.522	1:01.777	47.744	23.001	251.4	14:21.057
7	2:21.624 B	1:01.858	47.965	31.801	220.7	16:42.681
8	5:02.265	3:40.986	56.027	25.252	219.4	21:44.946
9	2:17.515	1:05.042	49.445	23.028	239.2	24:02.461
10	2:10.039	1:00.083	47.511	22.445	252.6	26:12.500
11	2:17.000	1:00.151	48.727	28.122	229.1	28:29.500
12	2:03.171	56.656	45.163	21.352	254.4	30:32.671