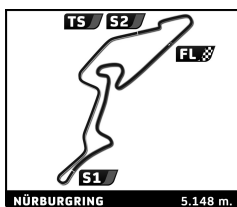


TROFEO PIRELLI NÜRBURGRING Free Practice

Sector Analysis

Invalidated Lap Personal Best Session Best Crossing the pit lane

Table with columns: Lap, Time, Sector 1, Sector 2, Sector 3, T.Spd, Elapsed. Rows include driver names (Franz ENGSTLER, Giacomo ALTOÉ, Max MUGELLI, Andrew MORROW, Andreas BØGH-SØRENSEN, Luca LUDWIG, Danilo DEL FAVERO) and their respective lap times and sector data.



TROFEO PIRELLI NÜRBURGRING Free Practice

Sector Analysis

Invalidated Lap Personal Best Session Best Crossing the pit lane

Table with 12 columns: Lap, Time, Sector 1, Sector 2, Sector 3, T.Spd, Elapsed. Rows 1-20 showing lap data for various drivers.

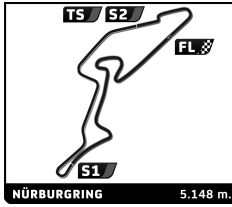
Driver profile for Herbert GEISS (DEU), Maranello Motors, Ferrari 296 Challenge. Includes lap times and sector data.

Driver profile for Luigi COLUCCIO (ITA), Radicci Automobili - Bestlap - FCI, Ferrari 296 Challenge. Includes lap times and sector data.

Driver profile for Dylan MEDLER (USA), Pellin Racing, Ferrari 296 Challenge. Includes lap times and sector data.

Driver profile for Michael VERHAGEN (NLD), Ferrari Warszawa, Ferrari 296 Challenge. Includes lap times and sector data.

Driver profile for David AKHOBADZE (RAF), Scuderia Monte-Carlo, Ferrari 296 Challenge. Includes lap times and sector data.



TROFEO PIRELLI NÜRBURGRING

Free Practice

Sector Analysis

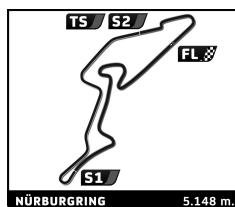
Invalidated Lap

Personal Best

Session Best

Crossing the pit lane

Table with columns: Lap, Time, Sector 1, Sector 2, Sector 3, T.Sp, Elapsed. Rows include drivers James OWEN, Matthias TOMANN, Federico AL RIFAI, Marco ZANASI, Otto BLANK, and Axel SARTINGEN with their respective lap times and sector data.



TROFEO PIRELLI NÜRBURGRING Free Practice

Sector Analysis

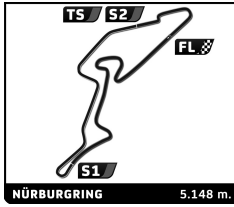
Invalidated Lap

Personal Best

Session Best

Crossing the pit lane

Table with columns: Lap, Time, Sector 1, Sector 2, Sector 3, T.Spd, Elapsed. Rows include drivers: Angelo FONTANA, Amin AREFPOUR, Hanno LASKOWSKI, Claus ZIBRANDTSEN, Bence VALINT, Philipp BARON.



TROFEO PIRELLI NÜRBURGRING Free Practice

Sector Analysis

— Invalidated Lap ■ Personal Best ■ Session Best B Crossing the pit lane

Lap	Time	Sector 1	Sector 2	Sector 3	T.Spd	Elapsed	Lap	Time	Sector 1	Sector 2	Sector 3	T.Spd	Elapsed	
92	Hendrik VIOL CZE													
	Scuderia Praha Racing						Ferrari 296 Challenge							
1	7:04.547	5:55.767	46.752	22.028	249.1	7:04.547								
2	2:02.545	56.362	44.692	21.491	250.8	9:07.092								
3	2:00.645	55.942	43.512	21.191	252.0	11:07.737								
4	2:00.376	55.561	43.605	21.210	251.4	13:08.113								
5	2:00.658	55.718	43.675	21.265	252.0	15:08.771								
6	2:00.316	55.287	43.740	21.289	250.8	17:09.087								
7	2:01.269	55.826	43.942	21.501	253.2	19:10.356								
8	2:01.367	55.898	44.157	21.312	250.8	21:11.723								
9	2:01.312	55.679	44.238	21.395	250.8	23:13.035								
10	2:02.001	56.190	44.358	21.453	251.4	25:15.036								
11	2:01.332	55.677	43.997	21.658	252.0	27:16.368								
12	2:01.559	56.263	43.966	21.330	251.4	29:17.927								
13	2:16.343 B	55.986	48.135	32.222	208.0	31:34.270								
14	7:56.583	6:35.893	54.878	25.812	225.8	39:30.853								
15	2:09.290	59.987	45.565	23.738	251.4	41:40.143								
16	2:15.222	56.214	48.149	30.859	145.1	43:55.365								
17	2:27.763 B	1:10.362	47.021	30.380	232.5	46:23.128								
18	3:17.499	2:12.027	44.231	21.241	252.0	49:40.627								
19	1:59.389	55.105	43.210	21.074	252.6	51:40.016								