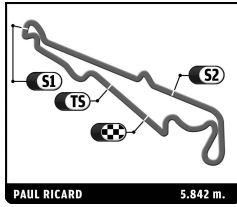


FERRARI CHALLENGE LE CASTELLET Test 2 Group A

Sector Analysis

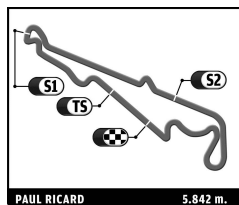
Table with columns: Lap, Time, Sector 1, Sector 2, Sector 3, T.Sp, Elapsed. Includes driver names (Andrew MORROW, Aurelien DIBERT, Paolo SCUDIERI) and their respective lap data.



FERRARI CHALLENGE LE CASTELLET Test 2 Group A

Sector Analysis

Table with columns: Lap, Time, Sector 1, Sector 2, Sector 3, T.Spd, Elapsed. Includes driver profiles for Andreas KÖNIG, Michael MARTIN, Hassan DABBOUSSI, and Henrik KAMSTRUP.



FERRARI CHALLENGE LE CASTELLET Test 2 Group A

Sector Analysis

Legend: _ Invalidated Lap, Personal Best, Session Best, B Crossing the pit lane

Table with 14 columns: Lap, Time, Sector 1, Sector 2, Sector 3, T.Sp, Elapsed. Contains two columns of lap data for various drivers.

115 Shintaro AKATSU JPN Ineco Ferrari 296 Challenge

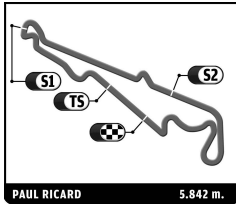
Table with 7 columns: Lap, Time, Sector 1, Sector 2, Sector 3, T.Sp, Elapsed. Shows lap data for Shintaro Akatsu.

124 Talal SHAIR LBN Scuderia Lebanon Ferrari 296 Challenge

Table with 7 columns: Lap, Time, Sector 1, Sector 2, Sector 3, T.Sp, Elapsed. Shows lap data for Talal Shair.

132 Tibor VALINT HUN Ferrari Budapest - Rosscorsa Ferrari 296 Challenge

Table with 7 columns: Lap, Time, Sector 1, Sector 2, Sector 3, T.Sp, Elapsed. Shows lap data for Tibor Valint.



FERRARI CHALLENGE LE CASTELLET Test 2 Group A

Sector Analysis

Invalidated Lap Personal Best Session Best Crossing the pit lane

Table with 14 columns: Lap, Time, Sector 1, Sector 2, Sector 3, T.Spd, Elapsed. Rows 23-27 and 18-38.

134 Mutlu TASEV TUR Emil Frey Racing Ferrari 296 Challenge

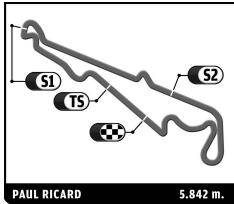
Table with 14 columns: Lap, Time, Sector 1, Sector 2, Sector 3, T.Spd, Elapsed. Rows 1-29.

159 Roland HERTNER DEU Gohm Motorsport - Engstler Ferrari 296 Challenge

Table with 14 columns: Lap, Time, Sector 1, Sector 2, Sector 3, T.Spd, Elapsed. Rows 1-17.

168 Zois SKRIMPIAS GRC Ineco - Reparto Corse RAM Ferrari 296 Challenge

Table with 14 columns: Lap, Time, Sector 1, Sector 2, Sector 3, T.Spd, Elapsed. Rows 1-32.



FERRARI CHALLENGE LE CASTELLET Test 2 Group A

Sector Analysis

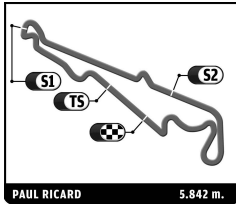
Invalidated Lap

Personal Best

Session Best

Crossing the pit lane

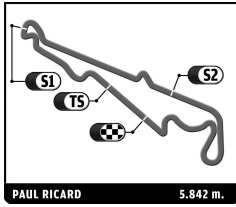
Table with columns: Lap, Time, Sector 1, Sector 2, Sector 3, T.Sp, Elapsed. Rows include drivers Giuseppe RAMELLI, Eric CHEUNG, Willem VAN DER VORM, and Ernest KIRCHMAYR with their respective lap times and sector data.



FERRARI CHALLENGE LE CASTELLET Test 2 Group A

Sector Analysis

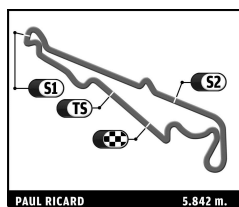
Table with columns: Lap, Time, Sector 1, Sector 2, Sector 3, T.Sp, Elapsed. Includes driver profiles for Faysal SHAIR (205), Qwin WIETLISBACH (201), and Aleksei KOMAROV (211).



FERRARI CHALLENGE LE CASTELLET Test 2 Group A

Sector Analysis

Table with columns: Lap, Time, Sector 1, Sector 2, Sector 3, T.Spd, Elapsed. Includes driver names like Maurizio PITORRI, Ivan David MARI, Roger TÖRNBORM, Joakim OLANDER, and Pino FRASCARO.



FERRARI CHALLENGE LE CASTELLET Test 2 Group A

Sector Analysis

Invalidated Lap Personal Best Session Best Crossing the pit lane

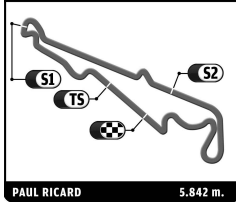
Table with 14 columns: Lap, Time, Sector 1, Sector 2, Sector 3, T.Spd, Elapsed. Rows 22-34.

Driver: 275 Sven SCHÖMER GER. Ferrari Katowice Ferrari 488 Challenge EVO. Table with 14 columns: Lap, Time, Sector 1, Sector 2, Sector 3, T.Spd, Elapsed. Rows 1-23.

Driver: 279 Gerardo MARINO ITA. Radicci Automobili - Sanasi Racing T. Ferrari 488 Challenge EVO. Table with 14 columns: Lap, Time, Sector 1, Sector 2, Sector 3, T.Spd, Elapsed. Rows 1-15.

Driver: 289 Niels ZIBRANDTSEN DNK. Formula Racing Ferrari 488 Challenge EVO. Table with 14 columns: Lap, Time, Sector 1, Sector 2, Sector 3, T.Spd, Elapsed. Rows 1-31.

Driver: 299 Gabriele BINI ITA. CDP - Eureka Competition Ferrari 488 Challenge EVO. Table with 14 columns: Lap, Time, Sector 1, Sector 2, Sector 3, T.Spd, Elapsed. Rows 1-13.



FERRARI CHALLENGE
LE CASTELLET
Test 2 Group A

Sector Analysis

— Invalidated Lap ■ Personal Best ■ Session Best B Crossing the pit lane

Lap	Time	Sector 1	Sector 2	Sector 3	T.Spd	Elapsed	Lap	Time	Sector 1	Sector 2	Sector 3	T.Spd	Elapsed
14	2:41.649	39.424	52.697	1:09.528	246.0	1:41:58.959							
15	2:56.172B	44.989	53.312	1:17.871	173.4	1:44:55.131							
16	6:19.917	4:35.791	44.603	59.523	96.9	1:51:15.048							
17	2:34.230B	36.751	42.358	1:15.121	247.1	1:53:49.278							