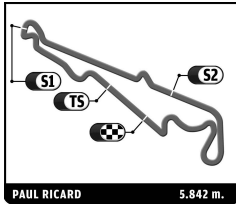


FERRARI CHALLENGE LE CASTELLET Test 1 Group A

Sector Analysis

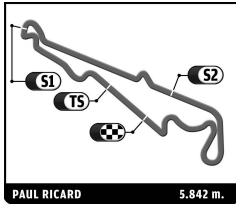
Table with columns: Lap, Time, Sector 1, Sector 2, Sector 3, T.Sp, Elapsed. Rows include drivers like Aurelien DIBERT, Paolo SCUDIERI, Andreas Ø. BORRIS, and Andreas KÖNIG with their respective lap times and sector data.



FERRARI CHALLENGE LE CASTELLET Test 1 Group A

Sector Analysis

Table with columns: Lap, Time, Sector 1, Sector 2, Sector 3, T.Sp, Elapsed. Rows include drivers: Michael MARTIN, Hassan DABBOUSSI, Henrik KAMSTRUP, Shintaro AKATSU, and Talal SHAIR.



FERRARI CHALLENGE LE CASTELLET Test 1 Group A

Sector Analysis

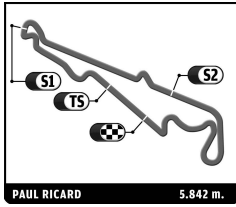
Table with 14 columns: Lap, Time, Sector 1, Sector 2, Sector 3, T.Spd, Elapsed. Contains data for laps 5-27.

Driver profile for Lisa CLARK (USA), Pellin Racing, Ferrari 296 Challenge. Includes lap times for laps 1-6.

Driver profile for Tibor VALINT (HUN), Ferrari Budapest - Rossocorsa, Ferrari 296 Challenge. Includes lap times for laps 1-22.

Driver profile for Mutlu TASEV (TUR), Emil Frey Racing, Ferrari 296 Challenge. Includes lap times for laps 1-31.

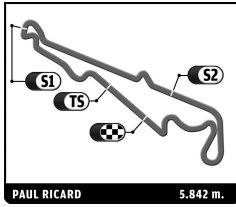
Driver profile for Zois SKRIMPIAS (GRC), Ineco - Reparto Corse RAM, Ferrari 296 Challenge. Includes lap times for laps 1-15.



FERRARI CHALLENGE LE CASTELLET Test 1 Group A

Sector Analysis

Table with columns: Lap, Time, Sector 1, Sector 2, Sector 3, T.Spd, Elapsed. Includes driver profiles for Giuseppe RAMELLI, Eric CHEUNG, Willem VAN DER VORM, and Ernest KIRCHMAYR.



FERRARI CHALLENGE LE CASTELLET Test 1 Group A

Sector Analysis

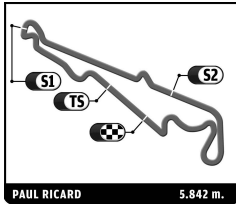
Table with 14 columns: Lap, Time, Sector 1, Sector 2, Sector 3, T.Spd, Elapsed. Contains two columns of lap data for various drivers.

Driver profile for Qwin WIETLISBACH (SUI) at Ferrari 488 Challenge EVO. Includes lap 201 and detailed sector times.

Driver profile for Faysal SHAIR (LEB) at Ferrari 488 Challenge EVO. Includes lap 205 and detailed sector times.

Driver profile for Aleksei KOMAROV (GRC) at Ferrari 488 Challenge EVO. Includes lap 211 and detailed sector times.

Driver profile for Ivan David MARI (CHE) at Ferrari 488 Challenge EVO. Includes lap 219 and detailed sector times.



FERRARI CHALLENGE LE CASTELLET Test 1 Group A

Sector Analysis

Table with 14 columns: Lap, Time, Sector 1, Sector 2, Sector 3, T.Sp, Elapsed. Contains lap data for driver 240, Pino FRASCARO.

Table with 14 columns: Lap, Time, Sector 1, Sector 2, Sector 3, T.Sp, Elapsed. Contains lap data for driver 222, Roger TÖRNORM.

Table with 14 columns: Lap, Time, Sector 1, Sector 2, Sector 3, T.Sp, Elapsed. Contains lap data for driver 226, Joakim OLANDER.

Table with 14 columns: Lap, Time, Sector 1, Sector 2, Sector 3, T.Sp, Elapsed. Contains lap data for driver 240, Pino FRASCARO (continued).

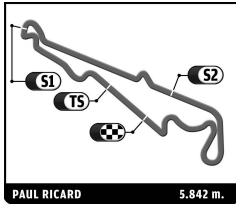
Table with 14 columns: Lap, Time, Sector 1, Sector 2, Sector 3, T.Sp, Elapsed. Contains lap data for driver 289, Niels ZIBRANDTSEN.



FERRARI
CHALLENGE



RICHARD MILLE



FERRARI CHALLENGE
LE CASTELLET
Test 1 Group A

Sector Analysis

Lap	Time	Sector 1	Sector 2	Sector 3	T.Sp	Elapsed	Lap	Time	Sector 1	Sector 2	Sector 3	T.Sp	Elapsed
12	2:20.565	39.132	41.983	59.450	238.9	36:46.919							
13	2:22.231	38.341	41.485	1:02.405	234.3	39:09.150							
14	2:21.535	38.818	41.790	1:00.927	240.0	41:30.685							
15	2:22.182	38.445	41.581	1:02.156	238.4	43:52.867							
16	2:56.248 B	45.620	45.740	1:24.888	156.1	46:49.115							
17	39:24.849	...	49.832	1:13.272	94.3	1:26:13.964							
18	2:28.542	44.189	43.869	1:00.484	184.0	1:28:42.506							
19	2:22.479	38.937	42.972	1:00.570	238.9	1:31:04.985							
20	2:18.984	38.267	41.854	58.863	237.9	1:33:23.969							
21	2:19.804	38.648	41.959	59.197	240.5	1:35:43.773							
22	<u>2:19.197</u>	38.537	<u>41.320</u>	59.340	238.4	1:38:02.970							
23	<u>2:18.099</u>	37.815	<u>41.138</u>	59.146	235.8	1:40:21.069							
24	<u>2:19.329</u>	37.780	<u>42.504</u>	<u>59.045</u>	237.4	1:42:40.398							
25	2:18.626	38.055	<u>41.630</u>	58.941	238.9	1:44:59.024							
26	<u>2:47.725</u> B	39.350	<u>48.230</u>	1:20.145	198.5	1:47:46.749							

299 Gabriele BINI ITA
CDP - Eureka Competition Ferrari 488 Challenge EVO

1	8:41.227	6:25.334	1:02.778	1:13.115	85.3	8:41.227
2	2:42.225	45.996	50.930	1:05.299	206.9	11:23.452
3	2:37.186	43.281	47.197	1:06.708	213.9	14:00.638
4	2:27.180	41.399	43.061	1:02.720	227.8	16:27.818
5	2:25.675	40.723	43.347	1:01.605	218.6	18:53.493
6	2:24.787	40.107	43.070	1:01.610	245.5	21:18.280
7	2:38.374 B	39.507	44.271	1:14.596	227.8	23:56.654
8	5:31.169	3:42.036	46.636	1:02.497	115.6	29:27.823
9	2:23.879	39.304	43.771	1:00.804	242.7	31:51.702
10	2:46.288 B	43.332	45.140	1:17.816	160.5	34:37.990
11	6:56.332	5:05.187	44.666	1:06.479	107.2	41:34.322
12	2:24.159	39.313	43.414	1:01.432	241.1	43:58.481
13	2:27.159	41.433	44.491	1:01.235	194.2	46:25.640
14	2:22.912	38.900	44.184	59.828	238.9	48:48.552
15	<u>2:21.057</u>	38.468	<u>42.475</u>	1:00.114	244.3	51:09.609
16	<u>2:36.942</u> B	38.586	42.498	<u>1:15.858</u>	246.0	53:46.551
17	23:17.364	...	52.232	1:09.753	92.8	1:17:03.915
18	2:28.894	43.148	44.279	1:01.467	201.5	1:19:32.809
19	2:21.811	39.158	42.412	1:00.241	246.6	1:21:54.620
20	2:22.751	38.484	43.041	1:01.226	246.0	1:24:17.371
21	2:20.470	38.076	42.408	59.986	246.6	1:26:37.841
22	<u>2:20.475</u>	38.372	<u>42.538</u>	59.565	247.1	1:28:58.316
23	<u>2:20.347</u>	37.869	<u>43.227</u>	59.251	246.6	1:31:18.663
24	<u>2:17.708</u>	37.391	<u>41.761</u>	58.556	247.7	1:33:36.371
25	2:21.044	37.269	41.454	1:02.321	247.7	1:35:57.415
26	2:20.098	38.046	41.900	1:00.152	243.8	1:38:17.513
27	2:19.758	37.589	42.956	59.213	246.6	1:40:37.271
28	2:39.998 B	37.750	46.672	1:15.576	246.0	1:43:17.269