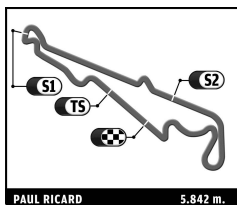


COPPA SHELL & 488 LE CASTELLET Race 2

Sector Analysis

Table with columns: Lap, Time, Sector 1, Sector 2, Sector 3, T.Sp, Elapsed. Rows include drivers: Motohiko ISOZAKI, Rey ACOSTA, Michael MARTIN, Tibor VALINT, Alexander NUSSBAUMER, Pierluigi ALESSANDRI, Thomas GOSTNER.



COPPA SHELL & 488 LE CASTELLET Race 2

Sector Analysis

Table with 14 columns: Lap, Time, Sector 1, Sector 2, Sector 3, T.Spd, Elapsed. Contains race data for multiple drivers.

162 Christophe HURNI CHE Zénith Scuderia Ferrari 296 Challenge

Table with 7 columns: Lap, Time, Sector 1, Sector 2, Sector 3, T.Spd, Elapsed. Data for Christophe HURNI.

167 Henry HASSID FRA Kessel Racing Ferrari 296 Challenge

Table with 7 columns: Lap, Time, Sector 1, Sector 2, Sector 3, T.Spd, Elapsed. Data for Henry HASSID.

177 Fons SCHELTEMA NLD Kessel Racing Ferrari 296 Challenge

Table with 7 columns: Lap, Time, Sector 1, Sector 2, Sector 3, T.Spd, Elapsed. Data for Fons SCHELTEMA.

182 Willem VAN DER VORM MCO Scuderia Monte-Carlo Ferrari 296 Challenge

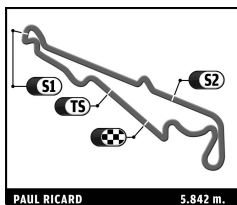
Table with 7 columns: Lap, Time, Sector 1, Sector 2, Sector 3, T.Spd, Elapsed. Data for Willem VAN DER VORM.

193 Manuela GOSTNER ITA Ineco - Reparto Corse RAM Ferrari 296 Challenge

Table with 7 columns: Lap, Time, Sector 1, Sector 2, Sector 3, T.Spd, Elapsed. Data for Manuela GOSTNER.

199 Ernest KIRCHMAYR AUT Kessel Racing Ferrari 296 Challenge

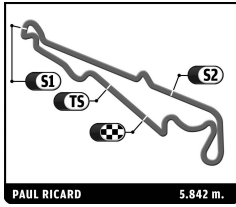
Table with 7 columns: Lap, Time, Sector 1, Sector 2, Sector 3, T.Spd, Elapsed. Data for Ernest KIRCHMAYR.



COPPA SHELL & 488 LE CASTELLET Race 2

Sector Analysis

Table with columns: Lap, Time, Sector 1, Sector 2, Sector 3, T.Spd, Elapsed. Includes driver names like Maurizio PITORRI, Qwin WIETLISBACH, Faysal SHAIR, Aleksei KOMAROV, Ivan David MARI, Roger TÖRNBOOM.

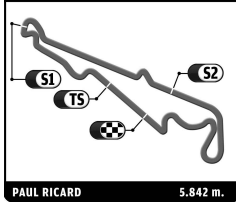


COPPA SHELL & 488 LE CASTELLET Race 2

Sector Analysis

Invalidated Lap Personal Best Session Best Crossing the pit lane

Table with columns: Lap, Time, Sector 1, Sector 2, Sector 3, T.Spd, Elapsed. Rows include drivers: Joakim OLANDER, Tommy LINDROTH, Pino FRASCARO, Fabrizio FONTANA, Sven SCHÖMER, Gerardo MARINO, Martin HAVAS.



COPPA SHELL & 488
LE CASTELLET
Race 2

Sector Analysis

— Invalidated Lap ■ Personal Best ■ Session Best B Crossing the pit lane

Lap	Time	Sector 1	Sector 2	Sector 3	T.Spd	Elapsed	Lap	Time	Sector 1	Sector 2	Sector 3	T.Spd	Elapsed
7	2:15.334	37.287	40.410	57.637	239.5	17:49.256							
8	2:15.461	37.198	40.510	57.753	237.9	20:04.717							
9	2:14.701	36.820	40.424	57.457	238.4	22:19.418							
10	2:14.638	36.716	40.364	57.558	238.9	24:34.056							
11	2:14.249	36.726	40.293	57.230	238.9	26:48.305							
12	2:15.317	37.140	40.522	57.655	240.5	29:03.622							
13	2:16.191	36.681	41.051	58.459	240.5	31:19.813							
14	2:19.098	39.273	41.039	58.786	225.0	33:38.911							

289 **Niels ZIBRANDTSEN** DNK
Formula Racing Ferrari 488 Challenge EVO

1	3:56.557	1:29.087	1:00.344	1:27.126		3:56.557
2	2:27.622	43.724	43.968	59.930	197.1	6:24.179
3	2:17.279	38.084	41.208	57.987	241.1	8:41.458
4	2:17.556	37.790	41.025	58.741	242.2	10:59.014
5	2:16.597	37.943	40.730	57.924	242.7	13:15.611
6	2:17.553	37.576	41.757	58.220	242.7	15:33.164
7	2:15.239	37.246	40.308	57.685	243.2	17:48.403
8	2:14.910	37.498	40.354	57.058	241.6	20:03.313
9	2:14.464	37.171	40.115	57.178	242.2	22:17.777
10	2:14.867	37.377	40.145	57.345	242.2	24:32.644
11	2:14.734	37.506	40.298	56.930	241.6	26:47.378
12	2:15.240	37.566	40.319	57.355	241.1	29:02.618
13	2:16.693	37.197	40.328	59.168	242.7	31:19.311
14	2:15.244	37.215	40.011	58.018	243.8	33:34.555

299 **Gabriele BINI** ITA
CDP - Eureka Competition Ferrari 488 Challenge EVO

1	3:54.764	1:15.677	56.369	1:42.718		3:54.764
2	2:23.380	43.429	41.630	58.321	201.9	6:18.144
3	2:13.389	36.361	40.129	56.899	248.8	8:31.533
4	2:12.581	36.026	39.897	56.658	246.0	10:44.114
5	2:12.133	35.877	39.742	56.514	247.1	12:56.247
6	2:11.667	35.755	39.286	56.626	245.5	15:07.914
7	2:11.908	35.889	39.320	56.699	245.5	17:19.822
8	2:26.278	49.653	39.586	57.039	245.5	19:46.100
9	2:12.837	36.012	39.830	56.995	244.3	21:58.937
10	2:12.809	35.628	39.499	57.682	245.5	24:11.746
11	2:11.478	35.396	39.043	57.039	246.0	26:23.224
12	2:12.751	35.941	39.715	57.095	244.9	28:35.975
13	2:12.565	35.928	39.687	56.950	245.5	30:48.540
14	2:12.472	35.915	39.693	56.864	245.5	33:01.012
15	2:16.828	37.219	39.661	59.948	245.5	35:17.840