

TROFEO PIRELLI
LE CASTELLET
Race 2

Sector Analysis

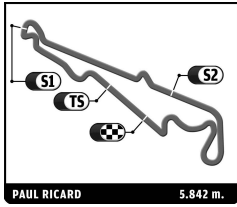
— Invalidated Lap

■ Personal Best

■ Session Best

■ Crossing the pit lane

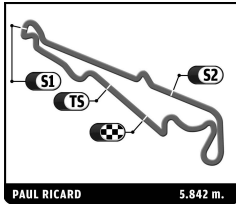
Lap	Time	Sector 1	Sector 2	Sector 3	T.Spd	Elapsed	Lap	Time	Sector 1	Sector 2	Sector 3	T.Spd	Elapsed	
2	Giacomo ALTOÉ ITA Emil Frey Racing Ferrari 296 Challenge							5	Laura VILLARS CHE Zénith Scuderia Ferrari 296 Challenge					
1	2:08.267	38.218	37.154	52.895		2:08.267	1	2:19.448	43.604	39.942	55.902		2:19.448	
2	2:03.979	34.000	36.929	53.050	263.4	4:12.246	2	<u>2:07.654</u>	35.103	<u>38.480</u>	<u>54.071</u>	259.0	4:27.102	
3	2:03.537	33.721	36.832	52.984	264.1	6:15.783	3	<u>2:07.189</u>	34.738	<u>37.736</u>	54.715	260.2	6:34.291	
4	2:03.385	33.626	36.896	52.863	263.4	8:19.168	4	<u>2:06.963</u>	34.910	<u>37.858</u>	<u>54.195</u>	259.6	8:41.254	
5	2:03.500	33.665	36.928	52.907	262.8	10:22.668	5	<u>2:07.340</u>	34.707	<u>38.208</u>	<u>54.425</u>	258.4	10:48.594	
6	2:03.047	33.602	36.658	52.787	262.1	12:25.715	6	2:07.736	34.634	38.644	54.458	259.0	12:56.330	
7	2:03.335	33.611	36.900	52.824	262.8	14:29.050	7	2:08.308	35.202	39.004	54.102	259.0	15:04.638	
8	2:03.511	33.705	36.872	52.934	263.4	16:32.561	8	2:07.723	34.953	38.309	54.461	259.0	17:12.361	
9	2:03.365	33.667	36.818	52.880	262.8	18:35.926	9	2:19.654	35.869	47.824	55.961	259.6	19:32.015	
10	2:03.257	33.650	36.842	52.765	263.4	20:39.183	10	2:08.525	35.179	38.307	55.039	260.2	21:40.540	
11	2:03.318	33.619	36.838	52.861	263.4	22:42.501	11	2:07.134	34.811	37.898	54.425	260.2	23:47.674	
12	2:03.507	33.785	36.859	52.863	263.4	24:46.008	12	<u>2:07.836</u>	35.145	38.122	<u>54.569</u>	260.9	25:55.510	
13	2:04.328	34.241	37.024	53.063	263.4	26:50.336	13	2:08.482	34.993	38.761	54.728	261.5	28:03.992	
14	2:03.673	33.880	37.072	52.721	265.4	28:54.009	14	2:07.818	34.990	38.078	54.750	260.2	30:11.810	
15	<u>2:04.666</u>	33.891	<u>37.199</u>	<u>53.576</u>	264.1	30:58.675	15	2:08.490	35.257	38.616	54.617	260.2	32:20.300	
16	2:05.238	35.354	36.896	52.988	264.1	33:03.913	16	2:10.031	36.093	38.725	55.213	259.6	34:30.331	
3	Max MUGELLI ITA CDP - Eureka Competition Ferrari 296 Challenge							7	Andreas BØGH-SØRENSEN DNK Formula Racing Ferrari 296 Challenge					
1	2:14.972	41.422	38.874	54.676		2:14.972	1	2:18.269	42.722	40.085	55.462		2:18.269	
2	<u>2:06.459</u>	34.681	37.749	<u>54.029</u>	264.1	4:21.431	2	2:07.369	34.928	38.181	54.260	260.9	4:25.638	
3	<u>2:06.223</u>	34.523	37.776	<u>53.924</u>	263.4	6:27.654	3	<u>2:06.171</u>	34.263	<u>37.920</u>	53.988	264.1	6:31.809	
4	<u>2:05.453</u>	34.193	37.629	<u>53.631</u>	264.7	8:33.107	4	2:05.858	34.353	37.852	53.653	264.1	8:37.667	
5	2:05.054	34.124	37.349	53.581	262.8	10:38.161	5	2:06.774	34.452	38.211	54.111	260.9	10:44.441	
6	2:05.070	34.020	37.348	53.702	262.8	12:43.231	6	2:06.846	35.008	37.760	54.078	262.1	12:51.287	
7	2:04.975	34.029	37.415	53.531	264.1	14:48.206	7	<u>2:05.975</u>	34.337	<u>37.568</u>	54.070	260.9	14:57.262	
8	2:05.469	34.053	37.660	53.756	263.4	16:53.675	8	<u>2:06.893</u>	34.733	<u>37.950</u>	54.210	260.9	17:04.155	
9	<u>2:05.634</u>	34.254	37.676	<u>53.704</u>	263.4	18:59.309	9	2:14.953	42.760	37.903	54.290	261.5	19:19.108	
10	2:05.947	34.264	37.773	53.910	264.1	21:05.256	10	2:06.491	34.546	38.018	53.927	262.1	21:25.599	
11	2:05.739	34.161	37.905	53.673	263.4	23:10.995	11	2:06.684	34.332	37.941	54.411	262.1	23:32.283	
12	2:06.144	34.276	37.871	53.997	264.1	25:17.139	12	2:06.804	34.772	37.776	54.256	263.4	25:39.087	
13	2:05.990	34.245	37.808	53.937	263.4	27:23.129	13	2:06.486	34.700	37.484	54.302	262.8	27:45.573	
14	2:06.296	34.635	37.795	53.866	264.1	29:29.425	14	<u>2:07.193</u>	34.935	37.632	<u>54.626</u>	262.1	29:52.766	
15	2:07.276	34.465	37.754	55.057	264.7	31:36.701	15	<u>2:07.648</u>	35.025	38.012	<u>54.611</u>	262.1	32:00.414	
16	2:07.128	34.726	37.799	54.603	265.4	33:43.829	16	2:08.977	35.886	38.310	54.781	262.1	34:09.391	
4	Andrew MORROW GBR Charles Hurst Ferrari 296 Challenge							8	Luca LUDWIG DEU MERTEL Motorsport Ferrari 296 Challenge					
1	2:16.172	42.215	39.408	54.549		2:16.172	1	2:07.540	37.812	36.844	52.884		2:07.540	
2	<u>2:06.564</u>	34.692	<u>37.612</u>	54.260	260.2	4:22.736	2	2:03.803	33.955	36.894	52.954	261.5	4:11.343	
3	<u>2:06.365</u>	34.238	<u>37.662</u>	54.465	262.1	6:29.101	3	<u>2:03.751</u>	33.761	<u>36.883</u>	53.107	261.5	6:15.094	
4	<u>2:05.470</u>	34.247	<u>37.465</u>	53.758	262.1	8:34.571	4	2:03.430	33.753	36.604	53.073	262.1	8:18.524	
5	2:04.839	34.191	37.178	53.470	259.6	10:39.410	5	2:03.218	33.719	36.633	52.866	262.1	10:21.742	
6	2:05.178	34.003	37.393	53.782	260.9	12:44.588	6	2:03.352	33.656	36.694	53.002	262.1	12:25.094	
7	2:05.390	34.201	37.528	53.661	259.6	14:49.978	7	2:03.437	33.729	36.720	52.988	262.8	14:28.531	
8	2:04.963	33.957	37.598	53.408	259.0	16:54.941	8	2:03.416	33.736	36.753	52.927	262.8	16:31.947	
9	2:05.403	34.227	37.459	53.717	259.0	19:00.344	9	2:03.448	33.865	36.663	52.920	262.1	18:35.395	
10	2:05.706	34.075	37.716	53.915	259.6	21:06.050	10	2:03.293	33.745	36.644	52.904	262.8	20:38.688	
11	2:05.660	34.315	37.498	53.847	261.5	23:11.710	11	2:03.486	33.604	36.742	53.140	263.4	22:42.174	
12	2:06.052	34.332	37.864	53.856	260.9	25:17.762	12	2:03.562	33.749	36.681	53.132	263.4	24:45.736	
13	2:05.696	34.417	37.542	53.737	261.5	27:23.458	13	2:04.117	34.254	36.821	53.042	263.4	26:49.853	
14	2:06.412	34.681	37.697	54.034	262.1	29:29.870	14	2:03.773	34.040	36.846	52.887	264.1	28:53.626	
15	2:06.036	34.469	37.671	53.896	262.1	31:35.906	15	<u>2:05.185</u>	33.968	<u>37.150</u>	54.067	263.4	30:58.811	
16	2:07.266	34.730	38.186	54.350	259.6	33:43.172	16	<u>2:06.407</u>	35.776	<u>37.291</u>	53.340	266.7	33:05.218	



TROFEO PIRELLI LE CASTELLET Race 2

Sector Analysis

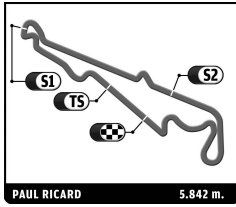
Table with columns for Lap, Time, Sector 1, Sector 2, Sector 3, T.Sp, Elapsed. Rows include drivers: Danilo DEL FAVERO, Luigi COLUCCIO, Dylan MEDLER, Herbert GEISS, Giammarco MARZIALETTI, Timo GLOCK, David AKHOBADZE.



TROFEO PIRELLI LE CASTELLET Race 2

Sector Analysis

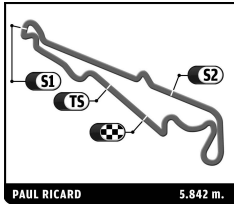
Table with columns: Lap, Time, Sector 1, Sector 2, Sector 3, T.Spd, Elapsed. Includes driver profiles for James OWEN, Cameron CAMPBELL, Matthias TOMANN, Marco ZANASI, Otto BLANK, and Axel SARTINGEN.



TROFEO PIRELLI LE CASTELLET Race 2

Sector Analysis

Table with columns: Lap, Time, Sector 1, Sector 2, Sector 3, T.Sp, Elapsed. Rows include driver names (e.g., Hanno LASKOWSKI, Claus ZIBRANDTSEN) and their lap-by-lap performance data.



TROFEO PIRELLI
LE CASTELLET
Race 2

Sector Analysis

— Invalidated Lap ■ Personal Best ■ Session Best B Crossing the pit lane

Lap	Time	Sector 1	Sector 2	Sector 3	T.Spd	Elapsed	Lap	Time	Sector 1	Sector 2	Sector 3	T.Spd	Elapsed
16	<u>2:04.939</u>	34.173	<u>37.242</u>	53.524	257.1	33:31.808							

99	Andreas Ø. BORRIS		DNK			
	Formula Racing		Ferrari 296 Challenge			
1	2:21.868	45.294	41.009	55.565		2:21.868
2	2:09.388	36.126	38.542	54.720	255.9	4:31.256
3	<u>2:08.003</u>	35.396	38.094	<u>54.513</u>	251.2	6:39.259
4	2:07.753	35.177	38.092	54.484	243.2	8:47.012
5	2:08.343	35.312	37.937	55.094	259.6	10:55.355
6	2:08.647	35.077	38.128	55.442	257.8	13:04.002
7	2:08.975	35.255	38.331	55.389	257.8	15:12.977
8	2:08.284	34.947	38.127	55.210	257.8	17:21.261
9	2:09.317	35.439	38.315	55.563	256.5	19:30.578
10	2:10.634	35.168	39.335	56.131	257.1	21:41.212
11	2:07.726	35.190	37.678	54.858	259.0	23:48.938
12	2:07.702	34.986	37.726	54.990	258.4	25:56.640
13	<u>2:08.015</u>	35.346	<u>37.765</u>	54.904	259.6	28:04.655
14	2:08.300	35.207	37.965	55.128	259.6	30:12.955
15	<u>2:08.216</u>	35.732	<u>37.803</u>	54.681	259.6	32:21.171
16	2:10.033	35.930	38.485	55.618	259.0	34:31.204