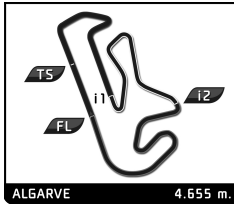


TROFEO PIRELLI
PORTIMAO
Qualifying 2

Sector Analysis

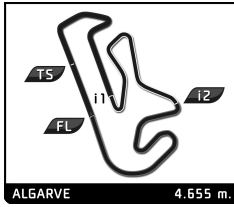
Sector Analysis							Sector Analysis							
Lap	Time	Sector 1	Sector 2	Sector 3	T.Sp	Elapsed	Lap	Time	Sector 1	Sector 2	Sector 3	T.Sp	Elapsed	
2	Giacomo ALTOÉ ITA Emil Frey Racing Ferrari 296 Challenge						7	4:52.887	3:36.240	35.913	40.734			23:43.752
1	3:42.909	2:18.258	36.835	47.816		3:42.909	8	1:52.776	33.252	36.075	43.449	271.4	25:36.528	
2	4:44.605	3:32.110	33.515	38.980		8:27.514	9	2:02.118	32.981	33.714	55.423	272.0	27:38.646	
3	1:43.503	32.306	32.601	38.596	271.4	10:11.017	10	11:32.028	...	34.769	47.506		39:10.674	
4	1:43.408	32.327	32.484	38.597	273.4	11:54.425	11	1:46.704	33.337	33.484	39.883	271.4	40:57.378	
5	1:44.601	33.740	32.572	38.289	274.1	13:39.026								
6	1:54.500	32.843	34.633	47.024	273.4	15:33.526								
7	7:28.765	6:12.196	36.459	40.110		23:02.291								
8	1:45.447	32.930	34.105	38.412	270.7	24:47.738								
9	1:41.834	31.918	31.957	37.959	274.1	26:29.572								
10	2:15.596	31.794	43.034	1:00.768	274.8	28:45.168								
11	10:38.651	9:22.914	32.866	42.871		39:23.819								
12	1:42.107	31.814	31.999	38.294	276.2	41:05.926								
3	Max MUGELLI ITA CDP - Eureka Competition Ferrari 296 Challenge						7	Andreas BØGH-SØRENSEN DNK Formula Racing Ferrari 296 Challenge						
1	2:49.886	1:23.252	43.230	43.404		2:49.886	1	2:40.387	1:11.407	40.887	48.093		2:40.387	
2	1:49.201	33.925	34.128	41.148	270.7	4:39.087	2	1:51.769	36.104	35.099	40.566	246.6	4:32.156	
3	1:45.674	33.094	33.014	39.566	270.7	6:24.761	3	1:48.350	34.139	33.921	40.290	272.0	6:20.506	
4	1:45.176	32.649	33.047	39.480	274.8	8:09.937	4	1:56.085	33.430	38.601	44.054	270.7	8:16.591	
5	1:44.946	32.595	32.730	39.621	272.7	9:54.883	5	1:47.234	33.436	33.884	39.914	264.1	10:03.825	
6	2:01.280	35.512	35.052	50.716	274.1	11:56.163	6	1:56.677	32.978	34.677	49.022		12:00.502	
7	9:07.757	7:36.584	42.880	48.293		21:03.920	7	3:48.364	2:22.103	40.055	46.206		15:48.866	
8	1:46.481	33.710	33.137	39.634	261.5	22:50.401	8	1:50.616	36.708	33.872	40.036	255.9	17:39.482	
9	1:44.055	32.526	32.404	39.125	273.4	24:34.456	9	1:44.818	32.853	32.844	39.121	271.4	19:24.300	
10	1:43.744	32.067	32.421	39.256	275.5	26:18.200	10	1:44.425	32.583	32.547	39.295	273.4	21:08.725	
11	2:18.868	34.527	42.860	1:01.481	275.5	28:37.068	11	2:06.697	41.056	41.871	43.770	272.0	23:15.422	
12	10:16.558	9:02.649	34.253	39.656		38:53.626	12	1:45.317	32.845	32.652	39.820	275.5	25:00.739	
13	2:22.645	32.465	50.001	1:00.179	274.8	41:16.271	13	1:44.905	32.714	32.773	39.418	274.8	26:45.644	
							14	2:18.277	36.915	42.300	59.062	274.1	29:03.921	
							15	9:58.927	8:39.975	33.409	45.543		39:02.848	
							16	1:45.089	32.913	32.818	39.358	276.2	40:47.937	
4	Andrew MORROW GBR Charles Hurst Ferrari 296 Challenge						8	Luca LUDWIG DEU MERTEL Motorsport Ferrari 296 Challenge						
1	2:14.723	51.954	40.073	42.696		2:14.723	1	3:03.850	1:35.261	38.794	49.795		3:03.850	
2	1:49.426	34.689	34.484	40.253	252.9	4:04.149	2	2:18.549	58.376	34.321	45.852		5:22.399	
3	1:47.392	33.493	34.128	39.771	276.2	5:51.541	3	2:09.061	56.754	33.204	39.103		7:31.460	
4	1:47.030	33.267	33.994	39.769	276.9	7:38.571	4	1:44.057	32.350	33.003	38.704	274.1	9:15.517	
5	1:47.712	33.720	34.139	39.853	271.4	9:26.283	5	2:05.890	38.663	37.888	49.339	276.2	11:21.407	
6	1:58.704	32.950	35.213	50.541	274.1	11:24.987	6	12:13.007	...	43.721	40.928		23:34.414	
7	3:59.409	2:35.684	40.301	43.424		15:24.396	7	1:57.539	38.649	36.597	42.293	275.5	25:31.953	
8	1:49.840	34.842	34.615	40.383	246.0	17:14.236	8	1:41.842	31.888	31.914	38.040	275.5	27:13.795	
9	1:49.871	33.124	35.015	41.732	274.8	19:04.107	9	2:22.501	49.754	45.399	47.348	233.8	29:36.296	
10	1:46.883	32.713	33.499	40.671	274.8	20:50.990	10	9:44.769	8:23.723	37.442	43.604		39:21.065	
11	1:43.568	32.513	32.577	38.478	274.8	22:34.558	11	1:41.476	31.807	31.674	37.995	276.2	41:02.541	
12	1:44.477	32.406	33.128	38.943	277.6	24:19.035								
13	1:43.640	32.329	32.571	38.740	278.4	26:02.675								
14	2:10.124	34.651	37.268	58.205	278.4	28:12.799								
5	Laura VILLARS CHE Zénith Scuderia Ferrari 296 Challenge						9	Daniilo DEL FAVERO DEU Penske Sportwagen Hamburg Ferrari 296 Challenge						
1	5:35.176	3:56.245	41.397	57.534		5:35.176	1	2:15.604	52.938	39.938	42.728		2:15.604	
2	5:45.985	4:23.821	39.287	42.877		11:21.161	2	1:51.240	34.545	34.761	41.934	266.0	4:06.844	
3	1:48.315	33.812	33.937	40.566	267.3	13:09.476	3	1:46.249	33.046	33.568	39.635	270.7	5:53.093	
4	1:46.492	33.308	33.427	39.757	259.0	14:55.968	4	1:46.375	32.841	33.809	39.725	273.4	7:39.468	
5	1:56.303	37.758	36.689	41.856	271.4	16:52.271	5	1:59.123	34.817	35.309	48.997	249.4	9:38.591	
6	1:58.594	33.298	33.897	51.399	269.3	18:50.865	6	3:28.635	2:09.584	37.702	41.349		13:07.226	
							7	1:45.104	33.126	32.902	39.076	269.3	14:52.330	
							8	1:44.039	32.411	32.697	38.931	271.4	16:36.369	
							9	1:43.757	32.394	32.392	38.971	274.1	18:20.126	
							10	1:44.238	32.380	32.762	39.096	272.7	20:04.364	
							11	2:13.378	38.112	42.180	53.086	254.1	22:17.742	
10	Kim ERIKSEN DNK Formula Racing Ferrari 296 Challenge													
1	3:34.186	1:11.764	1:15.286	1:07.136		3:34.186								
2	6:17.502	4:47.750	39.212	50.540		9:51.688								



TROFEO PIRELLI PORTIMAO Qualifying 2

Sector Analysis

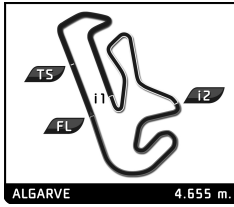
Table with columns: Lap, Time, Sector 1, Sector 2, Sector 3, T.Spd, Elapsed. Includes driver names like Giammarco MARZIALETTI, Luigi COLUCCIO, Dylan MEDLER, David AKHOBADZE, James OWEN, Anders BIDSTRUP, and Jacob BIDSTRUP.



TROFEO PIRELLI PORTIMAO Qualifying 2

Sector Analysis

Table with columns: Lap, Time, Sector 1, Sector 2, Sector 3, T.Spd, Elapsed. Includes driver names like Angelo FONTANA, Marco ZANASI, Otto BLANK, Axel SARTINGEN, Hanno LASKOWSKI, Bence VALINT, and Amin AREFFPOUR.



TROFEO PIRELLI
PORTIMAO
Qualifying 2

Sector Analysis

Lap	Time	Sector 1	Sector 2	Sector 3	T.Spd	Elapsed	Lap	Time	Sector 1	Sector 2	Sector 3	T.Spd	Elapsed
8	1:48.046	33.174	34.697	40.175	269.3	21:38.008	8	1:47.272	33.744	33.640	39.888	270.7	17:08.280
9	1:48.264	33.046	34.181	41.037	272.7	23:26.272	9	1:47.394	34.070	33.822	39.502	273.4	18:55.674
10	1:56.828	36.728	37.668	42.432	276.2	25:23.100	10	1:47.083	33.948	33.326	39.809	272.7	20:42.757
11	2:23.173 B	35.380	42.239	1:05.554	271.4	27:46.273	11	1:46.711	32.989	33.719	40.003	273.4	22:29.468
12	11:44.494	...	35.925	41.837		39:30.767	12	1:46.041	33.063	33.496	39.482	273.4	24:15.509
13	2:13.208 B	33.425	33.900	1:05.883	272.0	41:43.975	13	1:46.026	33.093	33.285	39.648	274.1	26:01.535
							14	2:02.634 B	33.226	34.003	55.405	274.1	28:04.169

89 Claus ZIBRANDTSEN DNK
Formula Racing Ferrari 296 Challenge

1	2:32.643	1:07.829	41.170	43.644		2:32.643
2	1:51.236	33.868	33.912	43.456	269.3	4:23.879
3	1:46.376	32.877	34.300	39.199	269.3	6:10.255
4	1:44.034	32.266	32.929	38.839	272.7	7:54.289
5	1:46.459	32.273	34.529	39.657	271.4	9:40.748
6	1:53.894 B	32.290	32.965	48.639	270.7	11:34.642
7	8:04.889	6:45.460	38.276	41.153		19:39.531
8	1:44.701	33.156	32.719	38.826	268.0	21:24.232
9	1:42.749	32.090	32.007	38.652	271.4	23:06.981
10	1:47.026	32.123	35.796	39.107	274.1	24:54.007
11	1:42.692	31.841	32.527	38.324	272.0	26:36.699
12	2:17.963 B	31.875	42.543	1:03.545	272.7	28:54.662
13	10:06.832	8:47.951	33.602	45.279		39:01.494
14	1:42.844	32.137	32.182	38.525	272.0	40:44.338

91 Philipp BARON AUT
Gohm Motorsport - Baron Racing Team Ferrari 296 Challenge

1	3:00.859	1:43.236	37.126	40.497		3:00.859
2	1:50.337	33.749	34.535	42.053	264.7	4:51.196
3	1:53.143 B	32.856	33.335	46.952	265.4	6:44.339
4	16:19.755	...	36.361	40.209		23:04.094
5	1:45.165	33.044	33.351	38.770	271.4	24:49.259
6	1:42.880	32.099	32.407	38.374	273.4	26:32.139
7	2:20.005 B	31.850	45.610	1:02.545	274.1	28:52.144
8	10:00.451	8:47.571	33.411	39.469		38:52.595
9	1:42.186	31.897	31.984	38.305	273.4	40:34.781

92 Hendrik VIOL CZE
Scuderia Praha Racing Ferrari 296 Challenge

1	3:08.068	1:45.990	39.446	42.632		3:08.068
2	1:45.996	33.206	32.915	39.875	267.3	4:54.064
3	1:45.445	33.401	32.999	39.045	272.7	6:39.509
4	1:57.435 B	33.125	34.332	49.978	272.7	8:36.944
5	9:30.231	8:08.296	39.521	42.414		18:07.175
6	1:51.292	33.279	33.869	44.144	266.7	19:58.467
7	1:42.700	32.025	32.381	38.294	269.3	21:41.167
8	1:43.861	31.933	32.322	39.606	274.1	23:25.028
9	2:22.997 B	43.136	38.982	1:00.879	272.7	25:48.025

99 Andreas Ø. BORRIS DNK
Formula Racing Ferrari 296 Challenge

1	2:27.792	59.386	40.565	47.841		2:27.792
2	1:51.919	35.819	34.959	41.141	257.1	4:19.711
3	1:48.172	33.602	34.136	40.434	272.0	6:07.883
4	1:49.202	33.699	35.053	40.450	274.1	7:57.085
5	2:01.064 B	33.263	35.360	52.441	272.7	9:58.149
6	3:31.393	2:13.691	36.107	41.595		13:29.542
7	1:51.466	35.530	35.026	40.910	269.3	15:21.008