


FERRARI CHALLENGE JEREZ

Test 2 Group B

Sector Analysis

Table with columns: Lap, Time, Sector 1, Sector 2, Sector 3, T.Sp, Elapsed. Rows include drivers: Giacomo ALTOÉ, Max MUGELLI, Andrew MORROW, and Laura VILLARS. Includes legend for Personal Best, Session Best, and Crossing the pit lane.



FERRARI CHALLENGE

JEREZ

Test 2 Group B

Sector Analysis

Invalidated Lap

Personal Best

Session Best

Crossing the pit lane

Table with 14 columns: Lap, Time, Sector 1, Sector 2, Sector 3, T.Spd, Elapsed. Rows 23-28 and 2-26.

7 Andreas BØGH-SØRENSEN DNK Formula Racing Ferrari 296 Challenge

Table with 7 columns: Lap, Time, Sector 1, Sector 2, Sector 3, T.Spd, Elapsed. Rows 1-25.

8 Luca LUDWIG DEU MERTEL Motorsport Ferrari 296 Challenge

Table with 7 columns: Lap, Time, Sector 1, Sector 2, Sector 3, T.Spd, Elapsed. Rows 1-16.

9 Danilo DEL FAVERO DEU Penske Sportwagen Hamburg Ferrari 296 Challenge

Table with 7 columns: Lap, Time, Sector 1, Sector 2, Sector 3, T.Spd, Elapsed. Row 1.


Table with 14 columns: Lap, Time, Sector 1, Sector 2, Sector 3, T.Spd, Elapsed. Rows 7-26.

11 Herbert GEISS DEU Maranello Motors Ferrari 296 Challenge

Table with 7 columns: Lap, Time, Sector 1, Sector 2, Sector 3, T.Spd, Elapsed. Rows 1-25.

12 Giammarco MARZIALETTI ITA Radicci Automobili - Bestlap - FCI Ferrari 296 Challenge

Table with 7 columns: Lap, Time, Sector 1, Sector 2, Sector 3, T.Spd, Elapsed. Row 1.



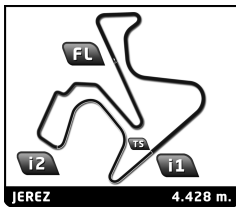
FERRARI CHALLENGE

JEREZ

Test 2 Group B

Sector Analysis

_ Invalidated Lap							■ Personal Best							■ Session Best							B Crossing the pit lane						
Lap	Time	Sector 1	Sector 2	Sector 3	T.Spd	Elapsed	Lap	Time	Sector 1	Sector 2	Sector 3	T.Spd	Elapsed	Lap	Time	Sector 1	Sector 2	Sector 3	T.Spd	Elapsed	Lap	Time	Sector 1	Sector 2	Sector 3	T.Spd	Elapsed
2	1:50.797	43.618	31.531	35.648	231.3	5:20.411	24	1:49.546	41.750	31.443	36.353	225.9	1:37:45.190														
3	1:45.232	40.366	29.793	35.073	232.8	7:05.643	25	1:50.950	43.043	31.184	36.723	225.9	1:39:36.140														
4	<u>1:45.630</u>	<u>40.282</u>	29.809	35.539	232.3	8:51.273	26	1:48.754	41.697	30.819	36.238	227.8	1:41:24.894														
5	1:45.126	40.379	29.634	35.113	233.8	10:36.399	69 Marco ZANASI ITA																				
6	1:47.256	40.916	30.023	36.317	232.8	12:23.655	CDP - Pinetti Motorsport Ferrari 296 Challenge																				
7	1:45.564	40.248	30.072	35.244	233.8	14:09.219	1	2:09.631	1:02.137	31.375	36.119	226.4	2:09.631														
8	10:00.394B	40.408	29.957	8:50.029	233.8	24:09.613	2	1:49.280	42.338	30.069	36.873	228.3	3:58.911														
9	1:53.149	46.843	30.988	35.318	231.8	26:02.762	3	1:44.281	40.202	29.160	34.919	231.8	5:43.192														
10	1:45.879	40.422	30.130	35.327	233.8	27:48.641	4	1:50.012	39.958	29.673	40.381	230.8	7:33.204														
11	1:45.305	40.419	29.781	35.105	231.8	29:33.946	5	1:45.282	39.962	29.996	35.324	231.8	9:18.486														
12	5:43.716B	40.484	30.659	4:32.573	233.8	35:17.662	6	3:45.738B	41.540	30.417	2:33.781	227.8	13:04.224														
13	1:58.728	49.912	32.327	36.489	226.9	37:16.390	7	2:04.747	56.307	32.356	36.084	201.5	15:08.971														
14	1:47.200	41.044	30.277	35.879	231.3	39:03.590	8	1:44.598	39.879	29.388	35.331	232.8	16:53.569														
15	1:47.324	41.202	30.362	35.760	228.8	40:50.914	9	1:47.390	41.322	29.746	36.322	232.8	18:40.959														
16	6:42.139B	41.063	30.405	5:30.671	230.8	47:33.053	10	1:44.035	39.972	29.238	34.825	230.8	20:24.994														
17	1:56.647	48.528	31.321	36.798	228.8	49:29.700	11	<u>1:44.894</u>	<u>40.288</u>	29.431	35.175	232.3	22:09.888														
18	1:48.677	41.662	30.588	36.427	230.3	51:18.377	12	2:06.605	52.022	35.556	39.027	183.4	24:16.493														
19	1:48.927	41.625	30.645	36.657	229.3	53:07.304	13	1:47.452	40.683	30.665	36.104	234.8	26:03.945														
20	5:30.644B	45.712	32.534	4:12.398	221.3	58:37.948	14	1:45.652	40.307	30.386	34.959	234.3	27:49.597														
21	2:09.166	56.085	35.531	37.550	168.2	1:00:47.114	15	10:31.114B	40.219	29.589	9:21.306	233.8	38:20.711														
22	1:49.154	41.662	30.902	36.590	227.4	1:02:36.268	16	2:01.652	52.362	32.370	36.920	222.2	40:22.363														
23	1:46.725	40.864	30.083	35.778	230.8	1:04:22.993	17	1:53.084	41.875	30.817	40.392	229.8	42:15.447														
24	1:47.976	41.374	30.077	36.525	230.8	1:06:10.969	18	1:43.073	39.914	28.694	34.465	231.8	43:58.520														
25	1:46.501	40.698	30.072	35.731	230.8	1:07:57.470	19	2:00.511	46.499	38.586	35.426	148.1	45:59.031														
26	1:46.133	40.670	29.958	35.505	230.3	1:09:43.603	20	1:43.835	39.880	29.080	34.875	232.8	47:42.866														
27	1:53.312	42.298	33.458	37.556	182.7	1:11:36.915	21	43:25.027B	45.250	36.861	...	162.2	1:31:07.893														
28	1:49.933	41.966	31.285	36.682	227.8	1:13:26.848	22	2:03.414	56.371	30.706	36.337	224.5	1:33:11.307														
29	1:47.253	40.603	30.006	36.644	231.3	1:15:14.101	23	1:49.442	40.509	32.569	36.364	229.3	1:35:00.749														
30	27:15.525B	44.366	33.744	...	210.1	1:42:29.626	24	1:44.434	40.292	29.034	35.108	230.3	1:36:45.183														
31	10:15.152B	1:00.528	35.642	8:38.982	194.9	1:52:44.778	25	1:44.206	40.164	29.078	34.964	230.3	1:38:29.389														
32	1:56.546	48.707	31.366	36.473	225.0	1:54:41.324	26	1:44.214	40.024	29.315	34.875	232.8	1:40:13.603														
33	1:47.021	40.964	30.222	35.835	228.8	1:56:28.345	23 David AKHOBADZE RAF																				
Scuderia Monte-Carlo Ferrari 296 Challenge							71 Otto BLANK DEU						Lueg Sportivo - Herter Racing Ferrari 296 Challenge														
1	5:29.479	4:09.347	36.744	43.388	200.4	5:29.479	1	3:56.151B	1:04.832	35.896	2:15.423	207.3	3:56.151														
2	1:58.232	44.489	34.551	39.192	220.4	7:27.711	2	2:11.520	57.292	35.457	38.771	208.5	6:07.671														
3	1:53.126	43.541	31.641	37.944	226.9	9:20.837	3	1:52.477	43.583	32.477	36.417	222.7	8:00.148														
4	1:50.703	42.569	31.303	36.831	229.3	11:11.540	4	1:53.529	42.307	31.887	39.335	227.8	9:53.677														
5	1:51.135	42.737	31.611	36.787	227.4	13:02.675	5	1:49.705	42.521	31.245	35.939	226.9	11:43.382														
6	1:50.316	42.574	31.294	36.448	228.8	14:52.991	6	1:49.136	41.540	31.390	36.206	228.3	13:32.518														
7	6:24.190B	47.979	36.229	4:59.982	185.2	21:17.181	7	1:55.049	43.477	31.795	39.777	227.4	15:27.567														
8	2:11.724	55.525	35.664	40.535	180.3	23:28.905	8	1:50.705	41.745	31.371	37.589	227.4	17:18.272														
9	1:59.791	45.770	34.033	39.988	208.1	25:28.696	9	1:53.705	43.644	33.445	36.616	191.5	19:11.977														
10	1:52.241	44.047	32.284	35.910	228.3	27:20.937	10	1:48.374	41.679	30.845	35.850	226.4	21:00.351														
11	1:46.765	41.173	30.144	35.448	228.8	29:07.702	11	<u>1:49.545</u>	<u>41.792</u>	30.808	36.945	228.3	22:49.896														
12	1:47.104	41.056	30.306	35.742	227.4	30:54.806	12	1:48.666	42.114	30.493	36.059	225.0	24:38.562														
13	1:47.427	41.328	30.243	35.856	230.3	32:42.233	13	4:03.162B	43.313	31.592	2:48.257	221.3	28:41.724														
14	<u>1:50.422</u>	<u>41.166</u>	32.621	36.635	226.4	34:32.655	14	2:04.224	52.154	34.939	37.131	225.3	30:45.948														
15	1:47.384	41.015	30.208	36.161	227.4	36:20.039	15	<u>1:48.358</u>	<u>41.575</u>	30.920	35.863	231.3	32:34.306														
16	1:50.484	41.096	30.488	38.900	229.3	38:10.523	16	1:47.776	41.171	30.298	36.307	230.3	34:22.082														
17	21:52.207B	46.056	34.753	...	163.1	1:00:02.730	17	<u>1:47.742</u>	<u>41.616</u>	30.435	35.691	229.3	36:09.824														
18	26:26.649B	52.807	31.491	...	225.5	1:26:29.379	18	1:48.014	41.501	30.590	35.923	230.3	37:57.838														
19	2:06.314	54.122	33.556	38.636	224.1	1:28:35.693	19	<u>7:31.629B</u>	<u>41.454</u>	30.821	6:19.354	229.8	45:29.467														
20	1:52.741	44.934	31.243	36.564	224.1	1:30:28.434	20	2:10.972	54.476	37.542	38.954	211.4	47:40.439														
21	1:48.557	41.207	30.715	36.635	229.8	1:32:16.991	21	2:01.975	45.948	36.893	39.134	139.4	49:42.414														
22	1:49.502	42.313	30.967	36.222	228.8	1:34:06.493	22	1:47.722	41.820	30.466	35.436	227.4	51:30.136														
23	<u>1:49.151</u>	<u>41.944</u>	31.009	36.198	225.5	1:35:55.644																					



FERRARI CHALLENGE

JEREZ

Test 2 Group B

Sector Analysis


Invalidated Lap

Personal Best

Session Best

Crossing the pit lane

Table with columns: Lap, Time, Sector 1, Sector 2, Sector 3, T.Spd, Elapsed. Includes driver profiles for Angelo FONTANA (VEN) and Hanno LASKOWSKI (DEU) with their respective lap data.




FERRARI CHALLENGE

JEREZ

Test 2 Group B

Sector Analysis

_ Invalidated Lap							■ Personal Best							■ Session Best							B Crossing the pit lane																																																																																																																																																																																																																																																											
Lap	Time	Sector 1	Sector 2	Sector 3	T.Spd	Elapsed	Lap	Time	Sector 1	Sector 2	Sector 3	T.Spd	Elapsed	Lap	Time	Sector 1	Sector 2	Sector 3	T.Spd	Elapsed	Lap	Time	Sector 1	Sector 2	Sector 3	T.Spd	Elapsed																																																																																																																																																																																																																																																					
21	16:38.618B	40.318	31.158	...	230.3	1:25:42.450	14	1:43.376	39.663	29.149	34.564	231.3	38:53.519	15	1:44.074	40.278	29.158	34.638	230.3	40:37.593	16	1:43.653	39.740	29.078	34.835	231.8	42:21.246	17	1:45.343	40.554	29.661	35.128	221.8	44:06.589	18	1:44.382	39.901	29.595	34.886	232.3	45:50.971	19	53:41.009B	39.919	29.885	...	230.8	1:39:31.980	20	1:58.901	52.068	31.414	35.419	225.5	1:41:30.881	21	9:45.124B	41.347	30.487	8:33.290	228.8	1:51:16.005	22	1:52.273	47.025	30.202	35.046	227.8	1:53:08.278	23	1:44.826	40.430	29.598	34.798	229.3	1:54:53.104	24	1:44.055	40.074	29.171	34.810	229.8	1:56:37.159																																																																																																																																																																																													
88 Amin AREFPOUR DEU Riller & Schnauck Ferrari 296 Challenge							92 Hendrik VIOL CZE Scuderia Praha Racing Ferrari 296 Challenge							113 Henrik KAMSTRUP DNK Formula Racing Ferrari 296 Challenge																																																																																																																																																																																																																																																																		
1	24:08.372	...	37.509	40.777	145.6	24:08.372	1	6:35.148	5:22.970	34.683	37.495	216.0	6:35.148	1	22:53.451	...	38.753	44.288	189.8	22:53.451	2	1:45.676	40.961	29.721	34.994	230.8	3:46.953	2	1:55.932	44.875	33.457	37.600	221.3	24:49.383	3	1:46.726	40.540	30.081	36.105	231.8	5:33.679	3	1:56.877	43.422	32.838	40.617	225.0	26:46.260	4	9:13.669B	40.892	33.070	7:59.707	231.3	14:47.348	4	1:51.206	42.712	31.686	36.808	225.0	28:37.466	5	2:03.227	54.309	32.278	36.640	227.8	16:50.575	5	1:51.568	42.464	32.447	36.657	226.4	30:29.034	6	5:27.936B	41.929	30.652	4:15.355	229.8	22:18.511	6	1:50.294	42.507	31.375	36.412	227.4	32:19.328	7	2:05.285	53.448	34.548	37.289	171.2	24:23.796	7	1:50.515	42.100	31.387	37.028	226.4	34:09.843	8	1:48.170	42.198	30.702	35.270	228.3	26:11.966	8	4:55.739B	43.189	31.945	3:40.605	225.0	39:05.582	9	1:44.189	40.400	29.346	34.443	230.3	27:56.155	9	2:17.915	1:00.540	37.369	40.006	200.4	41:23.497	10	1:44.125	40.005	29.643	34.477	229.8	29:40.280	10	1:52.418	43.844	31.923	36.651	224.5	43:15.915	11	3:55.027B	39.801	29.222	2:46.004	231.3	33:35.307	11	1:47.881	41.515	30.431	35.935	228.3	45:03.796	12	1:50.670	46.469	29.490	34.711	229.3	35:25.977	12	1:47.769	41.610	30.554	35.605	227.8	46:51.565	13	1:44.166	40.479	29.078	34.609	229.8	37:10.143	13	1:48.761	42.070	30.705	35.986	226.4	48:40.326	14							14	1:49.351	42.279	31.210	35.862	225.5	50:29.677	15							15	1:48.677	41.483	30.669	36.525	226.9	52:18.354	16							16	6:08.213B	46.167	33.325	4:48.721	217.7	58:26.567	17							17	1:58.866	50.234	31.856	36.776	224.5	1:00:25.433	18							18	1:48.079	41.885	30.634	35.560	227.8	1:02:13.512	19							19	1:48.262	41.266	30.945	36.051	229.3	1:04:01.774




FERRARI CHALLENGE JEREZ

Test 2 Group B

Sector Analysis

Table with columns: Lap, Time, Sector 1, Sector 2, Sector 3, T.Spd, Elapsed. Includes driver profiles for Roland HERTNER, Andreas RITZI, Alexander NUSSBAUMER, and Thomas GOSTNER.



FERRARI CHALLENGE

JEREZ

Test 2 Group B

Sector Analysis

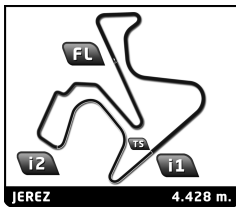
Table with 14 columns: Lap, Time, Sector 1, Sector 2, Sector 3, T.Spd, Elapsed. Contains lap data for multiple drivers.

Driver profile for Henry HASSID (167), Ferrari 296 Challenge. Includes lap times and sector data.

Driver profile for Corinna GOSTNER (173), Ferrari 296 Challenge. Includes lap times and sector data.

Driver profile for Andrea LEVY (171), Ferrari 296 Challenge. Includes lap times and sector data.

Driver profile for Fons SCHELTEMA (177), Ferrari 296 Challenge. Includes lap times and sector data.



FERRARI CHALLENGE JEREZ

Test 2 Group B

Sector Analysis

Invalidated Lap Personal Best Session Best Crossing the pit lane

Table with 14 columns: Lap, Time, Sector 1, Sector 2, Sector 3, T.Spd, Elapsed. Contains data for lap 9-20.

186 Jan SANDMANN DEU Kessel Racing Ferrari 296 Challenge

Table with 14 columns: Lap, Time, Sector 1, Sector 2, Sector 3, T.Spd, Elapsed. Contains data for Jan Sandmann from lap 1 to 41.

188 Josef SCHUMACHER DEU Eberlein - Schumacher Racing Ferrari 296 Challenge

Table with 14 columns: Lap, Time, Sector 1, Sector 2, Sector 3, T.Spd, Elapsed. Contains data for Josef Schumacher from lap 1 to 30.

193 Manuela GOSTNER ITA Ineco - Reparto Corse RAM Ferrari 296 Challenge


Table with 14 columns: Lap, Time, Sector 1, Sector 2, Sector 3, T.Spd, Elapsed. Contains data for Manuela Gostner from lap 1 to 21.



FERRARI
CHALLENGE



RICHARD MILLE



FERRARI CHALLENGE

JEREZ

Test 2 Group B

Sector Analysis

— Invalidated Lap

■ Personal Best

■ Session Best

■ Crossing the pit lane

Lap	Time	Sector 1	Sector 2	Sector 3	T.Spd	Elapsed	Lap	Time	Sector 1	Sector 2	Sector 3	T.Spd	Elapsed
22	1:47.927	41.841	30.639	35.447	228.3	1:14:38.314							
23	1:47.004	41.029	29.762	36.213	227.8	1:16:25.318							
24	1:44.954	40.416	29.343	35.195	229.3	1:18:10.272							
25	1:45.676	40.601	29.697	35.378	228.8	1:19:55.948							
26	1:46.601	40.643	30.168	35.790	228.8	1:21:42.549							
27	1:45.866	40.823	29.634	35.409	227.4	1:23:28.415							
28	1:46.227	40.904	29.772	35.551	227.8	1:25:14.642							
29	9:38.544 B	40.765	30.053	8:27.726	227.8	1:34:53.186							
30	2:04.911	53.731	34.043	37.137	169.5	1:36:58.097							
31	<u>1:49.466</u>	<u>42.493</u>	30.388	36.585	225.9	1:38:47.563							
32	<u>1:44.912</u>	<u>40.379</u>	29.508	35.025	228.8	1:40:32.475							
33	1:44.772	40.495	29.397	34.880	228.8	1:42:17.247							