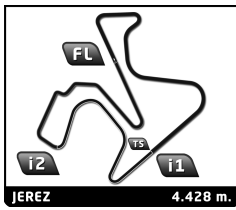


FERRARI CHALLENGE JEREZ

Test 1 Group B

Sector Analysis

Table with columns: Lap, Time, Sector 1, Sector 2, Sector 3, T.Sp, Elapsed. Rows include drivers: Giacomo ALTOÉ, Andrew MORROW, Max MUGELLI, and Laura VILLARS. Includes legend for Personal Best, Session Best, and Crossing the pit lane.



FERRARI CHALLENGE

JEREZ

Test 1 Group B


Sector Analysis

Invalidated Lap Personal Best Session Best Crossing the pit lane

Table with 14 columns: Lap, Time, Sector 1, Sector 2, Sector 3, T.Spd, Elapsed. Contains data for driver 8, Luca LUDWIG.

Table with 14 columns: Lap, Time, Sector 1, Sector 2, Sector 3, T.Spd, Elapsed. Contains data for driver 7, Andreas BØGH-SØRENSEN.

Table with 14 columns: Lap, Time, Sector 1, Sector 2, Sector 3, T.Spd, Elapsed. Contains data for driver 9, Danilo DEL FAVERO.



FERRARI CHALLENGE JEREZ

Test 1 Group B

Sector Analysis

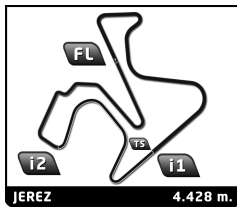
Invalidated Lap

Personal Best

Session Best

Crossing the pit lane

Table with columns: Lap, Time, Sector 1, Sector 2, Sector 3, T.Spd, Elapsed. Includes driver profiles for Herbert GEISS (DEU) and Giammarco MARZIALETTI (ITA) with their respective lap data and session bests.



FERRARI CHALLENGE JEREZ

Test 1 Group B


Sector Analysis

Table with 14 columns: Lap, Time, Sector 1, Sector 2, Sector 3, T.Sp, Elapsed. Contains data for driver 80 Angelo FONTANA across 32 laps.

Table with 14 columns: Lap, Time, Sector 1, Sector 2, Sector 3, T.Sp, Elapsed. Contains data for driver 71 Otto BLANK across 27 laps.

Table with 14 columns: Lap, Time, Sector 1, Sector 2, Sector 3, T.Sp, Elapsed. Contains data for driver 85 Hanno LASKOWSKI across 26 laps.





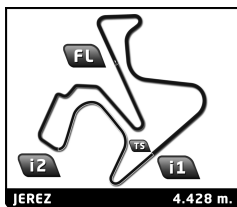
FERRARI CHALLENGE

JEREZ

Test 1 Group B

Sector Analysis

_ Invalidated Lap							Personal Best	Session Best	B Crossing the pit lane					
Lap	Time	Sector 1	Sector 2	Sector 3	T.Sp	Elapsed	Lap	Time	Sector 1	Sector 2	Sector 3	T.Sp	Elapsed	
27	1:50.251	45.931	29.706	34.614	231.3	1:38:24.937	12	1:54.724	43.378	33.018	38.328	226.9	42:49.557	
28	<u>1:49.468</u>	<u>40.232</u>	29.124	40.112	233.8	1:40:14.405	13	1:54.694	43.508	33.234	37.952	225.5	44:44.251	
29	6:27.393 B	<b>40.046</b>	29.220	5:18.127	232.8	1:46:41.798	14	1:55.971	44.614	33.436	37.921	226.4	46:40.222	
30	2:05.356	57.306	31.479	36.571	213.4	1:48:47.154	15	1:54.086	43.430	<b>32.221</b>	38.435	227.4	48:34.308	
31	1:48.175	41.677	30.472	36.026	230.3	1:50:35.329	16	1:56.434	45.189	32.783	38.462	225.0	50:30.742	
32	1:49.643	41.928	31.311	36.404	229.3	1:52:24.972	17	1:53.479	43.322	32.644	37.513	224.5	52:24.221	
33	1:47.959	41.365	30.483	36.111	229.3	1:54:12.931	18	8:06.598 B	49.643	42.188	6:34.767	173.9	1:00:30.819	
34	1:47.260	41.125	30.442	35.693	231.3	1:56:00.191	19	2:14.680	1:02.464	33.504	38.712	222.7	1:02:45.499	
<b>86</b> Bence VALINT HUN							Ferrari Budapest - Rossocorsa Ferrari 296 Challenge							
1	3:57.434	2:44.917	35.117	37.400	153.4	3:57.434	20	1:55.988	44.053	33.427	38.508	224.1	1:04:41.487	
2	1:49.034	41.988	31.221	35.825	230.3	5:46.468	21	1:57.181	44.137	34.850	38.194	225.0	1:06:38.668	
3	1:45.982	40.919	30.181	34.882	230.8	7:32.450	22	1:55.639	43.544	34.011	38.084	228.3	1:08:34.307	
4	1:44.994	40.130	29.760	35.104	232.8	9:17.444	23	1:55.142	43.999	33.079	38.064	226.9	1:10:29.449	
5	<u>1:45.609</u>	<u>40.175</u>	29.854	35.580	229.8	11:03.053	24	1:54.358	43.695	32.893	37.770	227.4	1:12:23.807	
6	1:46.835	40.268	29.394	37.173	232.3	12:49.888	25	1:55.380	43.474	33.888	38.018	228.3	1:14:19.187	
7	7:35.634 B	43.406	45.886	6:06.342	206.9	20:25.522	26	<b>1:52.693</b>	<b>42.607</b>	32.682	37.404	228.8	1:16:11.880	
8	1:56.981	51.102	30.696	35.183	229.8	22:22.503	27	16:17.929 B	47.426	36.693	...	183.1	1:32:29.809	
9	1:46.506	40.688	30.102	35.716	231.8	24:09.009	28	2:15.180	1:01.937	35.056	38.187	181.5	1:34:44.989	
10	<u>1:44.376</u>	<u>39.941</u>	29.611	34.824	231.3	25:53.385	29	1:55.206	44.992	32.692	37.522	225.0	1:36:40.195	
11	<u>1:44.316</u>	<u>40.198</u>	29.515	34.603	230.3	27:37.701	30	9:21.128 B	43.700	35.651	8:01.777	228.3	1:46:01.323	
12	1:46.508	40.244	29.455	36.809	232.3	29:24.209	31	2:08.945	57.133	32.966	38.846	225.9	1:48:10.268	
13	1:44.202	40.018	29.458	34.726	230.8	31:08.411	32	1:55.213	44.199	33.212	37.802	226.9	1:50:05.481	
14	1:44.408	40.092	29.338	34.978	231.3	32:52.819	33	1:52.981	43.138	32.487	<b>37.356</b>	226.4	1:51:58.462	
15	11:26.282 B	40.822	30.856	...	231.3	44:19.101	34	1:54.830	43.085	33.741	38.004	226.9	1:53:53.292	
16	1:53.415	47.703	30.293	35.419	229.8	46:12.516	35	1:53.369	43.334	32.618	37.417	227.4	1:55:46.661	
17	1:47.338	40.135	30.728	36.475	232.3	47:59.854	<b>89</b> Claus ZIBRANDTSEN DNK							
18	8:18.468 B	40.025	29.456	7:08.987	232.3	56:18.322	Formula Racing Ferrari 296 Challenge							
19	1:52.494	46.720	30.109	35.665	231.3	58:10.816	1	3:07.725	1:56.822	33.142	37.761	220.0	3:07.725	
20	<u>1:46.009</u>	<u>40.669</u>	29.941	35.399	231.3	59:56.825	2	1:48.776	41.466	30.579	36.731	231.3	4:56.501	
21	<u>1:44.771</u>	<u>40.045</u>	29.535	35.191	229.8	1:01:41.596	3	<u>1:45.985</u>	<u>40.370</u>	29.717	35.898	232.8	6:42.486	
22	1:44.141	39.996	29.253	34.892	232.3	1:03:25.737	4	1:50.445	41.826	30.927	37.692	233.3	8:32.931	
23	6:30.181 B	40.150	29.630	5:20.401	231.3	1:09:55.918	5	<u>1:44.981</u>	<u>40.407</u>	29.645	34.929	232.3	10:17.912	
24	2:00.740	54.195	30.881	35.664	227.8	1:11:56.658	6	11:02.120 B	42.654	30.309	9:49.157	230.8	21:20.032	
25	1:44.777	40.263	29.569	34.945	230.3	1:13:41.435	7	2:02.853	53.423	32.552	36.878	225.0	23:22.885	
26	<u>1:43.787</u>	<u>39.817</u>	29.375	34.595	230.8	1:15:25.222	8	<u>1:48.748</u>	<u>41.675</u>	30.707	36.366	225.0	25:11.633	
27	<b>1:43.107</b>	<b>39.492</b>	29.057	<b>34.558</b>	232.8	1:17:08.329	9	<u>1:48.086</u>	<u>41.496</u>	30.286	36.304	227.4	26:59.719	
28	12:35.649 B	40.697	30.798	...	232.3	1:29:43.978	10	<u>1:47.146</u>	<u>41.092</u>	30.464	35.590	227.8	28:46.865	
29	1:51.299	45.922	29.970	35.407	231.3	1:31:35.277	11	<u>1:48.385</u>	<u>42.812</u>	30.227	35.346	227.8	30:35.250	
30	1:45.660	39.861	29.300	36.499	231.8	1:33:20.937	12	<u>1:47.693</u>	<u>41.321</u>	30.313	36.059	228.3	32:22.943	
31	1:43.249	39.756	<b>28.909</b>	34.584	231.8	1:35:04.186	13	1:49.351	42.144	30.662	36.545	227.4	34:12.294	
32	1:44.876	39.791	30.089	34.996	232.3	1:36:49.062	14	<u>1:48.195</u>	<u>41.985</u>	30.361	35.849	226.9	36:00.489	
<b>88</b> Amin AREFPOUR DEU							Riller & Schnauck Ferrari 296 Challenge							
1	11:57.526	...	41.481	47.951	154.9	11:57.526	15	6:04.732 B	41.535	30.629	4:52.568	229.3	42:05.221	
2	6:53.495 B	51.986	38.399	5:23.110	209.3	18:51.021	16	2:10.362	56.222	34.673	39.467	221.3	44:15.583	
3	2:15.032	55.793	37.852	41.387	185.6	21:06.053	17	1:51.962	43.221	31.690	37.051	228.3	46:07.545	
4	2:02.004	48.378	35.200	38.426	222.2	23:08.057	18	1:47.666	41.950	30.189	35.527	229.3	47:55.211	
5	5:46.663 B	44.319	34.747	4:27.597	218.6	28:54.720	19	<u>1:43.877</u>	<u>39.833</u>	<b>29.085</b>	34.959	230.3	49:39.088	
6	2:11.317	56.249	35.299	39.769	206.9	31:06.037	20	<u>1:44.345</u>	<u>39.845</u>	29.621	34.879	231.3	51:23.433	
7	2:00.382	46.430	34.558	39.394	209.3	33:06.419	21	<u>4:27.904 B</u>	<u>40.124</u>	30.651	3:17.129	231.8	55:51.337	
8	1:58.718	45.451	33.716	39.551	221.8	35:05.137	22	1:51.141	46.399	29.580	35.162	225.0	57:42.478	
9	1:57.585	45.132	33.631	38.822	223.6	37:02.722	23	1:44.596	40.151	29.377	35.068	226.4	59:27.074	
10	1:57.456	44.915	34.333	38.208	224.5	39:00.178	24	<u>1:43.814</u>	<u>40.109</u>	29.127	34.578	229.3	1:01:10.888	
11	1:54.655	44.237	32.942	37.476	225.5	40:54.833	25	<b>1:43.407</b>	<b>39.497</b>	29.174	34.736	233.3	1:02:54.295	
							26	1:46.064	41.175	29.602	35.287	230.8	1:04:40.359	
							27	6:40.572 B	40.111	30.950	5:29.511	231.3	1:11:20.931	
							28	3:00.510 B	46.084	30.381	1:44.045	232.3	1:14:21.441	
							29	1:53.199	44.452	31.560	37.187	232.3	1:16:14.640	
							30	1:43.743	39.978	29.262	<b>34.503</b>	233.8	1:17:58.383	
							31	<u>1:46.223</u>	<u>40.927</u>	30.465	34.831	230.8	1:19:44.606	



FERRARI CHALLENGE

JEREZ

Test 1 Group B

Sector Analysis

Invalidated Lap Personal Best Session Best Crossing the pit lane

Table with 14 columns: Lap, Time, Sector 1, Sector 2, Sector 3, T.Spd, Elapsed. Rows 32-44.

92 Hendrik VIOL CZE Scuderia Praha Racing Ferrari 296 Challenge

Table with 14 columns: Lap, Time, Sector 1, Sector 2, Sector 3, T.Spd, Elapsed. Rows 1-33.

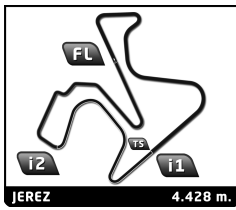
113 Henrik KAMSTRUP DNK Formula Racing Ferrari 296 Challenge

Table with 14 columns: Lap, Time, Sector 1, Sector 2, Sector 3, T.Spd, Elapsed. Rows 1-5.

Table with 14 columns: Lap, Time, Sector 1, Sector 2, Sector 3, T.Spd, Elapsed. Rows 6-32.

122 Andreas RITZI CHE CDP - D&C Racing Ferrari 296 Challenge

Table with 14 columns: Lap, Time, Sector 1, Sector 2, Sector 3, T.Spd, Elapsed. Rows 1-28.

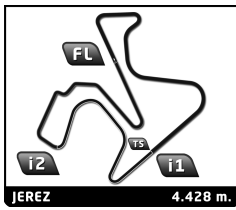


FERRARI CHALLENGE JEREZ

Test 1 Group B

Sector Analysis

Table with columns: Lap, Time, Sector 1, Sector 2, Sector 3, T.Spd, Elapsed. Includes driver profiles for Alexander NUSSBAUMER (AUT), Thomas GOSTNER (ITA), and Roland HERTNER (DEU) with their respective lap times and sector data.



FERRARI CHALLENGE


JEREZ

Test 1 Group B

Sector Analysis

Table with 14 columns: Lap, Time, Sector 1, Sector 2, Sector 3, T.Spd, Elapsed. Includes driver profiles for Henry HASSID (167), Corinna GOSTNER (173), and Andrea LEVY (171) with their respective lap times and sector data.





FERRARI CHALLENGE JEREZ

Test 1 Group B

Sector Analysis

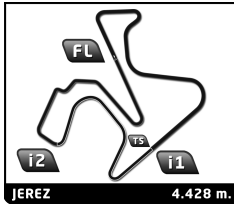
Table with columns: Lap, Time, Sector 1, Sector 2, Sector 3, T.Sp, Elapsed. Includes driver profiles for Jan SANDMANN (186), Fons SCHELTEMA (177), and Manuela GOSTNER (193) with their respective lap times and sector data.



FERRARI  
CHALLENGE



RICHARD MILLE



FERRARI CHALLENGE  
JEREZ  
Test 1 Group B

Sector Analysis

— Invalidated Lap    ■ Personal Best    ■ Session Best    B Crossing the pit lane

Lap	Time	Sector 1	Sector 2	Sector 3	T.Spd	Elapsed	Lap	Time	Sector 1	Sector 2	Sector 3	T.Spd	Elapsed
19	1:47.570	41.553	30.395	35.622	228.3	1:09:26.431							
20	1:47.022	41.131	30.190	35.701	226.9	1:11:13.453							
21	1:46.691	41.047	30.260	35.384	228.3	1:13:00.144							
22	9:33.271 <b>B</b>	54.503	39.844	7:58.924	151.9	1:22:33.415							
23	2:02.675	54.311	31.293	37.071	224.5	1:24:36.090							
24	1:50.683	43.960	30.558	36.165	226.4	1:26:26.773							
25	6:20.091 <b>B</b>	41.683	30.517	5:07.891	227.4	1:32:46.864							
26	2:12.096	59.997	34.276	37.823	170.1	1:34:58.960							
27	1:46.154	40.807	30.074	35.273	227.4	1:36:45.114							
28	1:45.528	40.401	30.262	34.865	228.8	1:38:30.642							
29	1:45.583	40.090	29.711	35.782	230.8	1:40:16.225							
30	1:47.523	41.567	29.362	36.594	229.8	1:42:03.748							
31	1:46.733	41.520	29.900	35.313	228.3	1:43:50.481							
32	4:15.560 <b>B</b>	40.285	30.585	3:04.690	230.8	1:48:06.041							
33	1:54.642	48.772	30.454	35.416	229.3	1:50:00.683							
34	1:45.406	40.567	29.618	35.221	228.3	1:51:46.089							
35	1:45.961	40.509	29.787	35.665	229.3	1:53:32.050							
36	1:46.289	41.271	29.907	35.111	218.6	1:55:18.339							