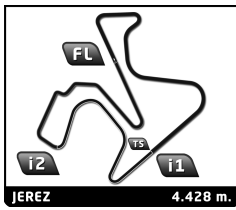


FERRARI CHALLENGE JEREZ

Test 1 Group A

Sector Analysis

Table with columns: Lap, Time, Sector 1, Sector 2, Sector 3, T.Sp, Elapsed. Rows include drivers James OWEN, Andreas KÖNIG, Motohiko ISOZAKI, and Rey ACOSTA with their respective lap times and sector data.

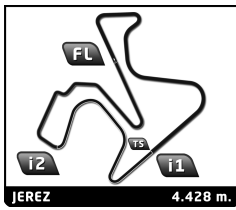


FERRARI CHALLENGE JEREZ

Test 1 Group A

Sector Analysis

Table with columns: Lap, Time, Sector 1, Sector 2, Sector 3, T.Spd, Elapsed. Includes driver names like Michael MARTIN, Shintaro AKATSU, Hassan DABBOUSSI, and Luis PERUSQUIA.




FERRARI CHALLENGE JEREZ

Test 1 Group A

Sector Analysis

Table with columns: Lap, Time, Sector 1, Sector 2, Sector 3, T.Spd, Elapsed. Includes driver profiles for Talal SHAIR, Lisa CLARK, and Tibor VALINT.




FERRARI CHALLENGE

JEREZ

Test 1 Group A

Sector Analysis

Table with columns: Lap, Time, Sector 1, Sector 2, Sector 3, T.Spd, Elapsed. Includes driver profiles for Alvaro RAMOS, Mutlu TASEV, and John DHILLON.



FERRARI CHALLENGE JEREZ

Test 1 Group A

Sector Analysis

Invalidated Lap

Personal Best


Session Best

Crossing the pit lane

Main table with columns: Lap, Time, Sector 1, Sector 2, Sector 3, T.Spd, Elapsed. Includes data for drivers like Franz KEWITZ and Christophe HURNI.

Driver profile for Christophe HURNI (CHE) with lap times and sector data.

Driver profile for Zois SKRIMPIAS (GRC) with lap times and sector data.



FERRARI CHALLENGE

JEREZ

Test 1 Group A

Sector Analysis

— Invalidated Lap ■ Personal Best ■ Session Best B Crossing the pit lane

Table with 14 columns: Lap, Time, Sector 1, Sector 2, Sector 3, T.Sp, Elapsed. Rows 28-37.

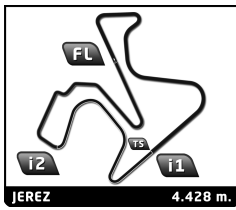
Driver profile for Ken ABE (JPN). Includes race number 170, team Formula Racing, and a table of 31 laps with sector times and speeds.

Driver profile for Maurizio PITORRI (ITA). Includes race number 181, team Radicci Automobili - Bestlap - FCI, and a table of 10 laps with sector times and speeds.

Table with 14 columns: Lap, Time, Sector 1, Sector 2, Sector 3, T.Sp, Elapsed. Rows 11-36.

Driver profile for Josef SCHUMACHER (DEU). Includes race number 188, team Eberlein - Schumacher Racing, and a table of 18 laps with sector times and speeds.

Driver profile for Eric CHEUNG (CAN). Includes race number 198, team Formula Racing, and a table of 7 laps with sector times and speeds.



FERRARI CHALLENGE JEREZ

Test 1 Group A

Sector Analysis

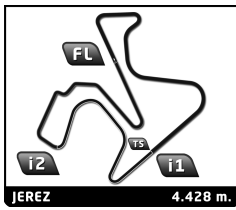
Invalidated Lap

Personal Best

Session Best

Crossing the pit lane

Table with columns: Lap, Time, Sector 1, Sector 2, Sector 3, T.Spd, Elapsed. Contains data for drivers 219 (Ivan David MARI), 211 (Aleksei KOMAROV), and 240 (Pino FRASCARO).



FERRARI CHALLENGE
JEREZ

Test 1 Group A

Sector Analysis

_ Invalidated Lap							■ Personal Best		■ Session Best		■ Crossing the pit lane			
Lap	Time	Sector 1	Sector 2	Sector 3	T.Spd	Elapsed	Lap	Time	Sector 1	Sector 2	Sector 3	T.Spd	Elapsed	
19	1:59.325	45.221	34.223	39.881	216.0	1:35:07.229	21	1:57.058	45.040	33.156	38.862	214.7	1:21:15.607	
20	<u>2:00.494</u>	<u>46.231</u>	35.049	39.214	201.1	1:37:07.723	22	1:55.273	44.296	32.773	38.204	217.3	1:23:10.880	
21	1:58.045	45.165	34.046	38.834	215.6	1:39:05.768	23	5:11.396 B	45.993	36.897	3:48.506	178.5	1:28:22.276	
22	1:57.066	44.531	34.092	38.443	216.4	1:41:02.834	24	2:07.660	56.090	32.860	38.710	215.1	1:30:29.936	
23	1:59.669	44.993	35.567	39.109	214.3	1:43:02.503	25	1:57.235	44.583	33.354	39.298	214.7	1:32:27.171	
24	1:58.629	45.091	33.539	39.999	214.3	1:45:01.132	26	1:58.185	44.610	33.464	40.111	213.9	1:34:25.356	
269 Fabrizio FONTANA ITA														
Formula Racing							Ferrari 488 Challenge EVO							
1	14:11.265	...	45.055	54.297	149.8	14:11.265	27	1:58.199	45.663	33.836	38.700	215.1	1:36:23.555	
2	2:10.601	50.848	37.067	42.686	209.7	16:21.866	28	1:54.985	44.015	32.551	38.419	218.2	1:38:18.540	
3	1:58.315	45.222	34.539	38.554	215.1	18:20.181	29	1:56.621	44.365	33.067	39.189	213.0	1:40:15.161	
4	1:56.157	43.876	33.564	38.717	215.6	20:16.338	30	1:56.575	44.734	32.834	39.007	215.1	1:42:11.736	
5	1:54.903	43.946	32.628	38.329	216.4	22:11.241								
6	<u>1:53.753</u>	<u>43.693</u>	32.035	38.025	216.9	24:04.994								
7	1:53.342	43.345	32.006	37.991	218.6	25:58.336								
8	4:51.115 B	44.533	34.044	3:32.538	214.7	30:49.451								
9	2:20.896	1:01.096	36.284	43.516	177.9	33:10.347								
10	1:56.010	44.699	33.078	38.233	216.9	35:06.357								
11	<u>47:33.267 B</u>					1:22:39.624								
12	2:34.056	1:08.822	40.675	44.559	128.0	1:25:13.680								
13	1:59.340	45.549	34.538	39.253	205.3	1:27:13.020								
14	1:54.378	43.146	32.033	39.199	216.0	1:29:07.398								
15	1:56.463	44.915	32.588	38.960	214.7	1:31:03.861								
16	<u>1:53.748</u>	<u>43.107</u>	32.343	38.298	214.7	1:32:57.609								
17	1:53.603	43.310	32.345	37.948	215.1	1:34:51.212								
18	1:53.958	43.371	32.658	37.929	215.6	1:36:45.170								
19	<u>1:52.452</u>	43.269	<u>31.639</u>	<u>37.544</u>	216.0	1:38:37.622								
20	1:53.993	<u>42.951</u>	32.253	38.789	217.7	1:40:31.615								
21	4:09.266 B	45.158	32.615	2:51.493	214.7	1:44:40.881								
22	2:12.400	56.676	35.799	39.925	209.3	1:46:53.281								
23	1:55.294	44.439	32.658	38.197	214.7	1:48:48.575								
24	2:02.582	43.389	35.018	44.175	215.1	1:50:51.157								
25	1:56.973	44.057	32.963	39.953	214.3	1:52:48.130								

289 Niels ZIBRANDTSEN DNK													
Formula Racing							Ferrari 488 Challenge EVO						
1	3:58.277	2:43.454	35.309	39.514	210.5	3:58.277							
2	1:52.969	43.668	32.174	37.127	215.6	5:51.246							
3	1:49.508	42.015	30.948	36.545	218.2	7:40.754							
4	<u>1:49.081</u>	<u>41.661</u>	30.978	36.442	220.4	9:29.835							
5	<u>5:52.813 B</u>	<u>43.973</u>	32.039	4:36.801	216.9	15:22.648							
6	2:16.531	1:02.916	33.699	39.916	211.8	17:39.179							
7	1:59.235	46.169	33.273	39.793	215.6	19:38.414							
8	1:59.532	44.909	33.718	40.905	217.3	21:37.946							
9	1:59.621	45.867	35.058	38.696	215.6	23:37.567							
10	1:56.924	44.190	33.445	39.289	216.9	25:34.491							
11	4:56.786 B	45.771	33.938	3:37.077	215.6	30:31.277							
12	1:59.936	50.809	32.425	36.702	217.3	32:31.213							
13	<u>21:36.280 B</u>	<u>42.130</u>	<u>30.936</u>	...	219.5	54:07.493							
14	2:00.208	50.712	31.783	37.713	217.7	56:07.701							
15	<u>1:51.111</u>	<u>42.068</u>	32.763	36.280	219.1	57:58.812							
16	1:50.061	42.932	30.946	<u>36.183</u>	219.5	59:48.873							
17	<u>13:11.991 B</u>	<u>42.361</u>	31.173	...	218.6	1:13:00.864							
18	2:16.543	1:00.322	37.367	38.854	191.2	1:15:17.407							
19	2:06.400	55.354	32.823	38.223	214.3	1:17:23.807							
20	1:54.742	44.048	32.482	38.212	217.3	1:19:18.549							