


COPPA SHELL AM JEREZ Race 2

Sector Analysis

Invalidated Lap Personal Best Session Best Crossing the pit lane

Table with 12 columns: Lap, Time, Sector 1, Sector 2, Sector 3, T.Spd, Elapsed. Rows include drivers: Stephen EARLE (USA), Hassan DABBOUSSI (LBN), Paolo SCUDIERI (ITA), Henrik KAMSTRUP (DNK), Andreas KÖNIG (AUT), and Shintaro AKATSU (JPN).



COPPA SHELL AM
JEREZ
Race 2

Sector Analysis

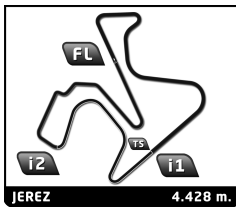
— Invalidated Lap

■ Personal Best

■ Session Best

B Crossing the pit lane

Lap	Time	Sector 1	Sector 2	Sector 3	T.Spd	Elapsed	Lap	Time	Sector 1	Sector 2	Sector 3	T.Spd	Elapsed
119 Luis PERUSQUIA MEX Rossocorsa Ferrari 296 Challenge													
1	2:08.108	57.285	33.199	37.624	225.0	2:08.108							
2	1:52.559	43.456	31.914	37.189	226.9	4:00.667							
3	1:52.456	43.143	32.017	37.296	225.5	5:53.123							
4	1:53.384	43.037	32.799	37.548	226.4	7:46.507							
5	1:52.632	43.094	32.636	36.902	225.9	9:39.139							
6	1:53.187	42.899	32.572	37.716	226.4	11:32.326							
7	2:01.815	46.578	35.216	40.021	221.3	13:34.141							
8	2:41.061	54.860	52.031	54.170	105.8	16:15.202							
9	2:21.803	53.941	42.991	44.871	119.3	18:37.005							
10	1:52.657	43.914	31.969	36.774	225.9	20:29.662							
11	1:51.243	42.633	31.899	36.711	226.9	22:20.905							
12	1:52.664	42.710	32.079	37.875	226.9	24:13.569							
13	1:58.021	42.673	33.985	41.363	226.9	26:11.590							
14	2:27.068	57.082	38.822	51.164	129.8	28:38.658							
15	2:08.459	47.943	36.403	44.113	220.9	30:47.117							
16	1:55.817	44.298	33.630	37.889	224.5	32:42.934							
120 Guy FAWE BEL Scuderia FMA Ferrari 296 Challenge													
1	2:02.634	53.864	32.073	36.697	223.6	2:02.634							
2	1:51.241	42.154	32.453	36.634	225.9	3:53.875							
3	1:50.031	41.941	31.539	36.551	226.9	5:43.906							
4	1:49.409	41.840	30.917	36.652	225.9	7:33.315							
5	1:49.431	42.111	30.740	36.580	225.5	9:22.746							
6	1:49.598	41.969	31.367	36.262	225.9	11:12.344							
7	1:58.042	45.439	33.881	38.722	213.0	13:10.386							
8	2:57.966	1:08.542	55.193	54.231	130.1	16:08.352							
9	2:23.209	54.642	40.773	47.794	154.1	18:31.561							
10	1:50.003	42.366	31.117	36.520	230.3	20:21.564							
11	1:49.474	41.905	31.066	36.503	226.9	22:11.038							
12	1:50.315	42.768	31.036	36.511	226.9	24:01.353							
13	2:02.953	42.224	31.265	49.464	225.9	26:04.306							
14	2:28.282	57.846	39.203	51.233	126.5	28:32.588							
15	2:09.169	46.289	35.831	47.049	196.4	30:41.757							
16	1:53.523	44.798	31.173	37.552	229.3	32:35.280							
124 Talal SHAIR LBN Scuderia Lebanon Ferrari 296 Challenge													
1	2:00.947	52.380	31.442	37.125	227.4	2:00.947							
2	1:50.245	41.638	31.254	37.353	228.3	3:51.192							
3	1:50.071	41.816	31.301	36.954	227.8	5:41.263							
4	1:49.368	41.760	30.911	36.697	227.4	7:30.631							
5	1:49.750	41.942	31.008	36.800	226.9	9:20.381							
6	1:48.998	41.597	30.654	36.747	226.9	11:09.379							
7	1:57.233	42.045	33.925	41.263	226.4	13:06.612							
8	2:57.640	1:08.571	55.467	53.602	133.7	16:04.252							
9	2:24.648	55.394	40.698	48.556	172.8	18:28.900							
10	1:51.012	42.859	31.396	36.757	229.3	20:19.912							
11	1:49.670	42.085	30.866	36.719	226.4	22:09.582							
12	1:51.550	43.818	30.822	36.910	227.4	24:01.132							
13	2:02.491	41.995	31.053	49.443	227.4	26:03.623							
14	2:27.976	57.921	38.781	51.274	131.4	28:31.599							
15	2:09.905	46.255	35.745	47.905	177.6	30:41.504							
16	1:53.554	44.164	31.589	37.801	221.3	32:35.058							
130 Lisa CLARK USA Pellin Racing Ferrari 296 Challenge													
1	2:05.839	56.146	32.641	37.052	223.6	2:05.839							
2	1:50.912	42.723	31.506	36.683	229.8	3:56.751							
3	1:54.944	42.674	34.274	37.996	226.9	5:51.695							
4	1:54.144	43.101	32.741	38.302	225.9	7:45.839							
5	1:51.860	42.810	31.908	37.142	227.4	9:37.699							
6	1:54.128	43.913	32.262	37.953	225.5	11:31.827							
7	2:00.774	44.722	35.726	40.326	211.4	13:32.601							
8	2:41.359	54.466	52.822	54.071	112.7	16:13.960							
9	2:22.463	54.194	42.873	45.396	116.4	18:36.423							
10	1:52.053	43.476	31.555	37.022	226.9	20:28.476							
11	1:50.834	42.260	31.544	37.030	228.8	22:19.310							
12	1:52.250	42.683	32.025	37.542	226.9	24:11.560							
13	1:57.865	42.045	32.552	43.268	228.3	26:09.425							
14	2:28.543	57.637	39.169	51.737	135.0	28:37.968							
15	2:08.117	47.301	36.475	44.341	224.1	30:46.085							
16	1:52.704	43.087	32.615	37.002	226.4	32:38.789							
134 Mutlu TASEV TUR Emil Frey Racing Ferrari 296 Challenge													
1	1:59.430	51.421	31.357	36.652	228.3	1:59.430							
2	1:50.320	41.910	31.567	36.843	230.8	3:49.750							
3	1:49.564	41.851	31.006	36.707	228.3	5:39.314							
4	1:49.942	42.622	30.641	36.679	226.9	7:29.256							
5	1:49.471	42.156	30.725	36.590	227.8	9:18.727							
6	1:49.347	41.735	31.024	36.588	227.8	11:08.074							
7	1:57.932	42.033	32.479	43.420	226.9	13:06.006							
8	2:57.413	1:08.298	55.284	53.831	133.7	16:03.419							
9	2:24.971	55.494	40.379	49.098	181.8	18:28.390							
10	1:50.374	42.966	31.024	36.384	226.9	20:18.764							
11	1:49.787	41.903	31.073	36.811	228.8	22:08.551							
12	1:50.420	42.106	30.998	37.316	227.4	23:58.971							
13	2:02.102	41.683	31.090	49.329	227.8	26:01.073							
14	2:27.755	57.512	39.348	50.895	149.6	28:28.828							
15	2:11.610	46.891	35.404	49.315	138.3	30:40.438							
16	1:52.826	44.231	31.174	37.421	226.4	32:33.264							
150 Alvaro RAMOS PRT Santogal - Araujo Competiçao Ferrari 296 Challenge													
1	2:04.568	54.854	32.315	37.399	221.8	2:04.568							
2	1:50.757	42.444	31.601	36.712	225.5	3:55.325							
3	1:50.798	42.488	31.300	37.010	227.8	5:46.123							
4	1:50.145	41.983	31.267	36.895	228.8	7:36.268							
5	1:50.218	42.276	31.127	36.815	228.3	9:26.486							
6	1:50.546	42.196	31.764	36.586	227.4	11:17.032							
7	1:56.668	44.357	33.283	39.028	203.0	13:13.700							
8	2:55.730	1:06.884	54.823	54.023	130.0	16:09.430							
9	2:22.660	54.909	40.510	47.241	149.4	18:32.090							
10	1:49.889	42.654	30.798	36.437	227.8	20:21.979							
11	1:49.688	42.058	31.129	36.501	227.8	22:11.667							
12	1:51.238	42.541	31.099	37.598	228.8	24:02.905							
13	2:02.065	41.723	30.997	49.345	229.3	26:04.970							
14	2:28.980	58.473	38.755	51.752	128.4	28:33.950							
15	2:08.326	45.930	36.066	46.330	214.3	30:42.276							
16	1:51.977	43.381	30.876	37.720	226.9	32:34.253							



COPPA SHELL AM JEREZ Race 2

Sector Analysis

Invalidated Lap

Personal Best

Session Best

Crossing the pit lane

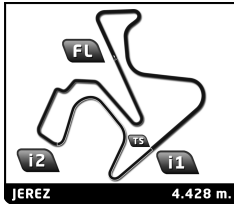
Table with columns: Lap, Time, Sector 1, Sector 2, Sector 3, T.Spd, Elapsed. Rows include driver names (Roland HERTNER, Franz KEWITZ, Zois SKRIMPIAS, Andrea LEVY, Maurizio PITORRI, Jan SANDMANN, Josef SCHUMACHER, Eric CHEUNG) and their respective lap times and sector data.



FERRARI
CHALLENGE



RICHARD MILLE



COPPA SHELL AM
JEREZ
Race 2

Sector Analysis

— Invalidated Lap ■ Personal Best ■ Session Best B Crossing the pit lane

Lap	Time	Sector 1	Sector 2	Sector 3	T.Spd	Elapsed	Lap	Time	Sector 1	Sector 2	Sector 3	T.Spd	Elapsed
5	1:47.477	41.055	30.350	36.072	229.3	9:11.351							
6	1:47.761	41.314	30.634	35.813	228.3	10:59.112							
7	2:05.921	41.698	35.188	49.035	227.8	13:05.033							
8	2:56.547	1:08.191	54.948	53.408	119.6	16:01.580							
9	2:25.325	56.210	39.750	49.365	166.9	18:26.905							
10	1:48.322	41.489	30.553	36.280	229.8	20:15.227							
11	1:47.809	41.500	30.293	36.016	230.8	22:03.036							
12	1:50.665	42.259	30.354	38.052	230.8	23:53.701							
13	2:05.170	41.242	30.855	53.073	230.3	25:58.871							
14	2:26.030	57.371	39.395	49.264	132.4	28:24.901							
15	2:14.789	49.252	34.927	50.610	147.9	30:39.690							