


TROFEO PIRELLI JEREZ Race 2

Sector Analysis


Table with columns: Lap, Time, Sector 1, Sector 2, Sector 3, T.Sp, Elapsed. Rows include driver names like Giacomo ALTOÉ, Andrew MORROW, Laura VILLARS, Luca LUDWIG, and Luca ENGSTLER.



TROFEO PIRELLI
JEREZ
Race 2

Sector Analysis


_ Invalidated Lap							■ Personal Best		■ Session Best		■ Crossing the pit lane			
Lap	Time	Sector 1	Sector 2	Sector 3	T.Sp	Elapsed	Lap	Time	Sector 1	Sector 2	Sector 3	T.Sp	Elapsed	
9 Danilo DEL FAVERO DEU Penske Sportwagen Hamburg Ferrari 296 Challenge														
9	1:46.009	41.285	29.728	34.996	231.3	15:56.971								
10	1:45.121	40.279	29.845	34.997	232.8	17:42.092								
11	1:45.248	40.262	29.760	35.226	233.3	19:27.340								
12	1:45.980	40.642	30.054	35.284	232.8	21:13.320								
13	1:46.148	40.605	29.996	35.547	232.8	22:59.468								
14	1:46.209	40.697	30.090	35.422	231.3	24:45.677								
15	1:46.274	40.687	30.039	35.548	231.8	26:31.951								
16	1:46.665	40.935	30.100	35.630	231.8	28:18.616								
17	1:46.904	41.001	30.077	35.826	232.8	30:05.520								
18	1:47.342	41.097	30.221	36.024	232.3	31:52.862								
23 David AKHOBADZE RAF Scuderia Monte-Carlo Ferrari 296 Challenge														
3	1:47.953	41.347	30.305	36.301	232.8	5:36.111								
4	1:48.159	41.239	30.294	36.626	231.3	7:24.270								
5	1:48.453	41.333	30.652	36.468	231.8	9:12.723								
6	1:48.881	41.523	30.729	36.629	231.8	11:01.604								
7	1:48.975	41.702	30.586	36.687	232.3	12:50.579								
8	1:50.090	42.431	31.106	36.553	230.3	14:40.669								
9	1:49.085	41.742	30.821	36.522	230.3	16:29.754								
10	1:48.830	41.449	30.842	36.539	232.3	18:18.584								
11	1:50.030	41.779	31.036	37.215	231.8	20:08.614								
12	1:50.318	42.580	31.062	36.676	230.8	21:58.932								
13	1:49.358	42.072	30.775	36.511	231.8	23:48.290								
14	1:48.881	41.863	30.573	36.445	231.8	25:37.171								
15	1:49.581	41.851	30.934	36.796	231.3	27:26.752								
16	1:50.089	41.804	30.846	37.439	232.8	29:16.841								
17	1:49.787	42.015	30.961	36.811	231.3	31:06.628								
18	1:51.780	42.623	31.220	37.937	231.3	32:58.408								
11 Herbert GEISS DEU Maranello Motors Ferrari 296 Challenge														
1	1:58.920	50.503	31.758	36.659	228.8	1:58.920								
2	1:47.386	41.115	30.273	35.998	231.3	3:46.306								
3	1:47.759	41.327	30.288	36.144	230.8	5:34.065								
4	1:46.363	40.827	30.035	35.501	230.8	7:20.428								
5	1:46.793	41.111	29.999	35.683	231.3	9:07.221								
6	1:47.879	41.277	30.353	36.249	227.8	10:55.100								
7	1:47.459	41.076	30.297	36.086	232.3	12:42.559								
8	1:49.343	41.154	31.656	36.533	231.8	14:31.902								
9	1:47.943	41.550	30.309	36.084	231.3	16:19.845								
10	1:49.218	41.763	31.011	36.444	230.8	18:09.063								
11	1:48.360	41.682	30.525	36.153	230.3	19:57.423								
12	1:47.613	41.036	30.405	36.172	232.8	21:45.036								
13	1:48.395	42.083	30.298	36.014	230.3	23:33.431								
14	1:49.010	41.377	31.297	36.336	232.8	25:22.441								
15	1:47.823	41.605	30.220	35.998	231.3	27:10.264								
16	1:48.031	41.573	30.338	36.120	231.3	28:58.295								
17	1:48.581	41.805	30.448	36.328	230.3	30:46.876								
18	1:49.213	42.217	30.896	36.100	227.8	32:36.089								
12 Giammarco MARZIALETTI ITA Radicii Automobili - Bestlap - FCI Ferrari 296 Challenge														
1	2:00.023	52.014	31.282	36.727	228.3	2:00.023								
2	1:48.135	41.569	30.375	36.191	231.3	3:48.158								
26 James OWEN GBR Meridien Modena - Engstler Ferrari 296 Challenge														
1	1:56.445	49.631	30.701	36.113	229.3	1:56.445								
2	1:46.650	41.020	29.914	35.716	230.3	3:43.095								
3	1:47.151	40.924	30.256	35.971	230.8	5:30.246								
4	1:46.756	41.058	30.008	35.690	231.3	7:17.002								
5	1:47.433	41.512	30.270	35.651	230.8	9:04.435								
6	1:46.830	41.075	30.180	35.575	231.3	10:51.265								
7	1:49.351	42.639	30.725	35.987	226.9	12:40.616								
8	1:48.967	41.857	31.213	35.897	229.8	14:29.583								
9	1:48.826	41.828	30.819	36.179	229.8	16:18.409								
10	1:49.794	41.968	31.583	36.243	229.8	18:08.203								
11	1:50.393	42.114	31.728	36.551	229.8	19:58.596								
12	1:49.438	42.205	30.768	36.465	230.8	21:48.034								
13	1:49.293	42.149	30.776	36.368	230.8	23:37.327								
14	1:49.328	42.169	30.709	36.450	228.3	25:26.655								
15	1:49.306	41.905	31.151	36.250	231.3	27:15.961								
16	1:49.290	42.043	30.890	36.357	227.4	29:05.251								
17	1:49.472	42.020	30.657	36.795	231.3	30:54.723								



TROFEO PIRELLI JEREZ Race 2

Sector Analysis

Table with columns: Lap, Time, Sector 1, Sector 2, Sector 3, T.Spd, Elapsed. Rows include drivers: Marco ZANASI, Hanno LASKOWSKI, Otto BLANK, Bence VALINT, Angelo FONTANA, Amin AREFPOUR. Includes legends for Personal Best, Session Best, Crossing the pit lane, and Invalidated Lap.



TROFEO PIRELLI
JEREZ
Race 2

Sector Analysis

_ Invalidated Lap							■ Personal Best		■ Session Best		■ Crossing the pit lane			
Lap	Time	Sector 1	Sector 2	Sector 3	T.Spd	Elapsed	Lap	Time	Sector 1	Sector 2	Sector 3	T.Spd	Elapsed	
6	1:51.350	42.639	31.822	36.889	228.8	11:18.646	1	1:52.877	47.383	30.122	35.372	230.3	1:52.877	
7	1:51.382	42.490	31.584	37.308	231.3	13:10.028	2	1:45.594	40.498	29.791	35.305	230.8	3:38.471	
8	1:51.518	42.642	31.509	37.367	232.3	15:01.546	3	<u>1:45.736</u>	<u>40.583</u>	29.780	35.373	231.8	5:24.207	
9	1:51.734	42.908	32.069	36.757	230.8	16:53.280	4	1:45.904	40.678	29.844	35.382	230.8	7:10.111	
10	1:52.609	42.987	31.772	37.850	230.3	18:45.889	5	1:46.137	40.701	29.949	35.487	230.8	8:56.248	
11	1:53.887	43.151	33.089	37.647	228.8	20:39.776	6	1:46.096	40.750	29.832	35.514	229.3	10:42.344	
12	1:51.994	42.622	31.666	37.706	232.3	22:31.770	7	1:46.196	40.947	29.806	35.443	229.8	12:28.540	
13	1:52.437	43.260	31.970	37.207	230.3	24:24.207	8	1:46.172	40.646	30.011	35.515	231.8	14:14.712	
14	1:51.427	42.723	31.564	37.140	231.3	26:15.634	9	1:46.971	40.860	30.444	35.667	230.8	16:01.683	
15	1:51.803	42.976	31.935	36.892	230.8	28:07.437	10	1:47.556	40.836	30.911	35.809	230.8	17:49.239	
16	1:54.497	43.379	32.043	39.075	231.3	30:01.934	11	1:47.484	41.154	30.396	35.934	231.3	19:36.723	
17	1:54.668	43.426	33.018	38.224	231.8	31:56.602	12	1:47.981	41.140	30.920	35.921	232.8	21:24.704	
89 Claus ZIBRANDTSEN DNK														
Formula Racing							Ferrari 296 Challenge							
1	1:54.309	48.338	30.567	35.404	230.8	1:54.309	13	<u>1:48.811</u>	<u>41.629</u>	31.031	36.151	230.3	23:13.515	
2	<u>1:46.300</u>	<u>40.826</u>	30.050	35.424	231.8	3:40.609	14	<u>1:47.958</u>	<u>41.327</u>	30.406	36.225	230.8	25:01.473	
3	<u>1:45.718</u>	<u>40.415</u>	29.935	35.368	232.3	5:26.327	15	1:48.486	41.653	30.740	36.093	230.3	26:49.959	
4	1:45.943	40.484	30.127	35.332	234.3	7:12.270	16	1:48.677	41.629	30.528	36.520	230.3	28:38.636	
5	1:46.495	41.060	29.809	35.626	232.3	8:58.765	17	1:49.122	41.774	30.960	36.388	229.3	30:27.758	
6	1:46.200	40.574	29.873	35.753	231.3	10:44.965	18	2:14.936	41.885	55.812	37.239	231.3	32:42.694	
7	1:46.322	40.984	29.873	35.465	230.8	12:31.287								
8	1:46.959	41.084	29.806	36.069	230.8	14:18.246								
9	<u>1:47.005</u>	<u>41.310</u>	30.272	35.423	232.3	16:05.251								
10	1:46.969	41.441	30.186	35.342	231.8	17:52.220								
11	1:45.759	40.313	29.990	35.456	232.3	19:37.979								
12	1:47.174	40.890	30.231	36.053	231.3	21:25.153								
13	1:46.578	41.137	30.172	35.269	227.4	23:11.731								
14	1:45.551	40.458	29.687	35.406	231.8	24:57.282								
15	1:49.292	40.800	30.980	37.512	232.3	26:46.574								
16	1:48.890	41.980	30.940	35.970	228.3	28:35.464								
17	1:47.024	40.872	30.588	35.564	232.8	30:22.488								
18	1:48.220	41.182	30.753	36.285	232.8	32:10.708								
91 Philipp BARON AUT														
Gohm Motorsport - Baron Racing Tear							Ferrari 296 Challenge							
1	1:51.193	46.012	29.853	35.328	228.3	1:51.193								
2	<u>1:44.691</u>	<u>40.187</u>	29.465	35.039	229.8	3:35.884								
3	1:44.839	40.136	29.708	34.995	230.3	5:20.723								
4	1:44.610	40.067	29.540	35.003	230.3	7:05.333								
5	1:45.063	40.238	29.836	34.989	229.8	8:50.396								
6	1:45.452	40.365	29.734	35.353	227.4	10:35.848								
7	1:45.651	40.379	29.963	35.309	228.3	12:21.499								
8	1:45.348	40.419	29.745	35.184	228.3	14:06.847								
9	1:45.468	40.444	29.776	35.248	229.3	15:52.315								
10	1:45.670	40.442	29.889	35.339	229.3	17:37.985								
11	1:45.494	40.470	29.820	35.204	228.3	19:23.479								
12	1:45.650	40.512	29.653	35.485	229.3	21:09.129								
13	1:45.763	40.811	29.675	35.277	229.8	22:54.892								
14	1:45.954	41.019	29.633	35.302	228.8	24:40.846								
15	1:45.869	40.631	29.669	35.569	228.8	26:26.715								
16	1:47.017	40.962	30.135	35.920	230.8	28:13.732								
17	1:47.261	41.320	30.290	35.651	230.8	30:00.993								
18	1:46.842	41.138	30.011	35.693	229.8	31:47.835								
92 Hendrik VIOL CZE														
Scuderia Praha Racing							Ferrari 296 Challenge							