


TROFEO PIRELLI JEREZ Race 1

Sector Analysis

Invalidated Lap Personal Best Session Best Crossing the pit lane

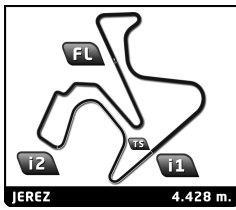
Table with columns: Lap, Time, Sector 1, Sector 2, Sector 3, T.Sp, Elapsed. Rows include drivers: Giacomo ALTOÉ, Max MUGELLI, Andrew MORROW, Laura VILLARS, Andreas BØGH-SØRENSEN, Luca LUDWIG, and Danilo DEL FAVERO.



TROFEO PIRELLI JEREZ Race 1

Sector Analysis

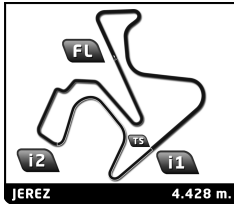
Table with columns: Lap, Time, Sector 1, Sector 2, Sector 3, T.Spd, Elapsed. Includes driver details for Herbert GEISS, James OWEN, Giammarco MARZIALETTI, Marco ZANASI, David AKHOBADZE, and Otto BLANK.



TROFEO PIRELLI JEREZ Race 1

Sector Analysis

Table with columns: Lap, Time, Sector 1, Sector 2, Sector 3, T.Spd, Elapsed. Includes driver profiles for Angelo FONTANA, Hanno LASKOWSKI, Bence VALINT, Amin AREFPOUR, Claus ZIBRANDTSEN, and Philipp BARON.



TROFEO PIRELLI
JEREZ
Race 1

Sector Analysis

— Invalidated Lap ■ Personal Best ■ Session Best B Crossing the pit lane

Lap	Time	Sector 1	Sector 2	Sector 3	T.Spd	Elapsed	Lap	Time	Sector 1	Sector 2	Sector 3	T.Spd	Elapsed	
92	Hendrik VIOL CZE													
	Scuderia Praha Racing						Ferrari 296 Challenge							
1	1:55.281	48.963	30.623	35.695	232.8	1:55.281								
2	1:46.561	40.959	30.228	35.374	233.8	3:41.842								
3	1:46.612	40.806	30.007	35.799	234.3	5:28.454								
4	1:46.403	41.214	29.885	35.304	229.3	7:14.857								
5	1:46.205	40.895	29.873	35.437	233.3	9:01.062								
6	1:46.492	40.769	29.894	35.829	232.8	10:47.554								
7	1:46.041	40.792	29.876	35.373	233.3	12:33.595								
8	1:46.836	41.305	29.982	35.549	232.8	14:20.431								
9	1:51.608	41.275	30.114	40.219	232.3	16:12.039								
10	2:37.212	55.664	45.407	56.141	106.5	18:49.251								
11	2:46.995	1:11.068	50.903	45.024	74.9	21:36.246								
12	2:28.240	49.469	37.978	1:00.793	202.6	24:04.486								
13	1:51.373	41.611	30.534	39.228	232.3	25:55.859								
14	1:54.101	43.717	30.482	39.902	230.8	27:49.960								
15	1:53.152	43.322	31.046	38.784	228.3	29:43.112								
16	1:51.394	42.550	30.877	37.967	230.8	31:34.506								
17	1:51.368	42.538	30.855	37.975	230.8	33:25.874								