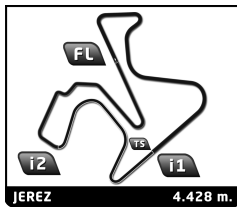



TROFEO PIRELLI JEREZ Free Practice Sector Analysis

Table with columns: Lap, Time, Sector 1, Sector 2, Sector 3, T.Spd, Elapsed. Rows include driver names (Giacomo ALTOÉ, Max MUGELLI, Andrew MORROW, Luca LUDWIG, Danilo DEL FAVERO, Laura VILLARS) and their respective lap times and sector data.



TROFEO PIRELLI JEREZ Free Practice Sector Analysis

Table with columns: Lap, Time, Sector 1, Sector 2, Sector 3, T.Spd, Elapsed. Includes driver profiles for Herbert GEISS, David AKHOBADZE, and Giammarco MARZIALETTI.



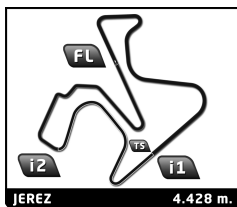
TROFEO PIRELLI

JEREZ

Free Practice

Sector Analysis

_ Invalidated Lap							■ Personal Best							■ Session Best							■ Crossing the pit lane																																																																																																																													
Lap	Time	Sector 1	Sector 2	Sector 3	T.Spd	Elapsed	Lap	Time	Sector 1	Sector 2	Sector 3	T.Spd	Elapsed	Lap	Time	Sector 1	Sector 2	Sector 3	T.Spd	Elapsed	Lap	Time	Sector 1	Sector 2	Sector 3	T.Spd	Elapsed																																																																																																																							
22	1:48.426	41.896	30.706	35.824	232.8	52:55.325	16	1:50.725	40.024	32.000	38.701	234.8	57:40.633	17	1:45.358	40.242	29.467	35.649	232.8	59:25.991	18	<u>1:44.923</u>	<u>40.015</u>	29.712	35.196	233.8	1:01:10.914																																																																																																																							
23	1:48.975	41.384	31.842	35.749	221.8	54:44.300	85 Hanno LASKOWSKI DEU																																																																																																																																											
24	1:46.673	41.005	30.190	35.478	233.8	56:30.973	Emil Frey Racing Ferrari 296 Challenge																																																																																																																																											
25	1:48.208	42.101	30.542	35.565	231.3	58:19.181	1	2:26.111	1:09.973	36.362	39.776	215.1	2:26.111	2	2:19.401	B 46.752	35.183	57.466	220.0	4:45.512	3	2:07.927	B 47.006	31.621	49.300	230.8	6:53.439	4	7:11.614	B 45.388	30.250	5:55.976	233.8	14:05.053	5	1:55.453	49.973	30.136	35.344	228.3	16:00.506	6	1:45.366	40.617	29.647	35.102	231.3	17:45.872	7	1:46.569	41.376	29.850	35.343	233.8	19:32.441	8	<u>1:45.194</u>	<u>40.519</u>	29.522	35.153	233.8	21:17.635	9	<u>1:45.301</u>	<u>40.477</u>	29.582	35.242	235.3	23:02.936	10	<u>1:46.926</u>	<u>41.161</u>	29.854	35.911	232.3	24:49.862	11	28:54.025	B 46.510	35.525	...	186.9	53:43.887	12	2:02.360	52.871	32.589	36.900	225.0	55:46.247	13	1:45.811	40.549	29.823	35.439	232.3	57:32.058	14	<u>1:45.353</u>	<u>40.355</u>	29.732	35.266	232.8	59:17.411	15	<u>1:45.611</u>	<u>40.337</u>	29.412	35.862	234.8	1:01:03.022																																			
26	<u>1:58.541</u>	<u>41.023</u>	30.576	46.942	234.3	1:00:17.722	86 Bence VALINT HUN																																																																																																																																											
69 Marco ZANASI ITA							Ferrari Budapest - Rosscorsa Ferrari 296 Challenge																																																																																																																																											
CDP - Pinetti Motorsport Ferrari 296 Challenge							1	2:35.194	B 58.001	34.573	1:02.620	201.9	2:35.194	2	3:17.577	B 48.310	33.349	1:55.918	229.3	5:52.771	3	1:51.120	45.751	29.529	35.840	232.8	7:43.891	4	1:45.101	39.897	29.513	35.691	234.3	9:28.992	5	1:45.605	40.704	29.658	35.243	235.3	11:14.597	6	14:40.232	B 40.089	29.837	...	233.3	25:54.829	7	1:52.976	48.220	29.953	34.803	234.8	27:47.805	8	<u>1:43.929</u>	<u>39.730</u>	29.550	34.649	234.8	29:31.734	9	1:44.100	39.984	29.381	34.735	233.8	31:15.834	10	1:44.271	39.930	29.568	34.773	233.8	33:00.105	11	<u>1:46.444</u>	<u>40.456</u>	30.386	35.602	234.3	34:46.549	12	<u>1:45.359</u>	<u>40.190</u>	29.832	35.337	233.8	36:31.908	13	1:45.178	40.338	29.708	35.132	233.8	38:17.086	14	1:45.530	40.537	29.812	35.181	236.3	40:02.616	15	10:02.467	B 40.615	29.893	8:51.959	236.8	50:05.083	16	2:07.029	52.961	35.197	38.871	181.8	52:12.112	17	1:46.715	41.272	30.755	34.688	231.3	53:58.827	18	1:42.912	39.304	29.400	34.208	234.8	55:41.739	19	1:42.717	39.510	28.873	34.334	234.8	57:24.456	20	<u>1:51.091</u>	<u>39.431</u>	31.733	39.927	233.8	59:15.547
1	4:36.991	3:16.733	36.694	43.564	152.8	4:36.991	88 Amin AREFPOUR DEU																																																																																																																																											
2	1:50.974	44.190	30.582	36.202	231.8	6:27.965	Riller & Schnauk Ferrari 296 Challenge																																																																																																																																											
3	1:45.991	40.155	29.772	36.064	234.8	8:13.956	1	5:16.154	3:50.156	41.098	44.900	157.9	5:16.154	2	2:05.953	48.876	36.307	40.770	170.9	7:22.107	3	5:59.919	B 47.380	35.524	4:37.015	223.1	13:22.026	4	2:17.066	59.093	36.701	41.272	206.9	15:39.092	5	2:04.496	47.940	34.336	42.220	222.7	17:43.588	6	1:54.423	45.074	32.084	37.265	229.3	19:38.011	7	1:54.022	43.514	33.334	37.174	229.3	21:32.033	8	<u>1:54.453</u>	<u>43.486</u>	32.548	38.419	230.3	23:26.486	9	1:52.630	43.198	32.226	37.206	231.3	25:19.116	10	1:53.224	43.209	32.874	37.141	231.3	27:12.340																																																																						
4	1:49.407	43.700	30.612	35.095	230.3	10:03.363	80 Angelo FONTANA VEN																																																																																																																																											
5	<u>1:45.005</u>	<u>40.274</u>	29.668	35.063	229.8	11:48.368	Rosscorsa Ferrari 296 Challenge																																																																																																																																											
6	1:44.992	40.189	29.529	35.274	232.3	13:33.360	1	6:26.782	5:18.166	31.472	37.144	225.9	6:26.782	2	1:46.801	40.629	30.114	36.058	234.3	8:13.583	3	1:45.718	40.760	29.725	35.233	232.8	9:59.301	4	1:45.850	40.364	29.928	35.558	233.3	11:45.151	5	<u>6:03.298</u>	<u>40.842</u>	30.455	4:52.001	230.8	17:48.449	6	1:53.836	47.710	30.256	35.870	230.8	19:42.285	7	1:46.469	40.868	30.467	35.134	233.3	21:28.754	8	1:45.411	40.463	29.994	34.954	234.8	23:14.165	9	1:48.249	40.930	29.690	37.629	232.8	25:02.414	10	13:35.627	B 46.232	34.511	...	182.4	38:38.041	11	2:06.797	54.751	34.108	37.938	225.5	40:44.838	12	9:40.941	B 57.664	33.662	8:09.615	219.1	50:25.779	13	1:55.392	49.122	30.705	35.565	227.8	52:21.171	14	1:44.798	40.332	29.493	34.973	233.8	54:05.969	15	1:43.939	39.856	29.560	34.523	233.8	55:49.908																																			
7	3:39.973	B 47.150	34.708	2:18.115	193.5	17:13.333	71 Otto BLANK DEU																																																																																																																																											
8	1:57.088	51.296	30.526	35.266	228.8	19:10.421	Lueg Sportivo - Herter Racing Ferrari 296 Challenge																																																																																																																																											
9	1:45.581	40.614	29.653	35.314	231.3	20:56.002	1	3:16.323	2:08.870	31.592	35.861	229.8	3:16.323	2	1:50.622	41.574	32.753	36.295	234.3	5:06.945	3	1:47.160	41.005	30.616	35.539	233.3	6:54.105	4	1:47.401	41.137	30.733	35.531	233.3	8:41.506	5	1:47.550	41.436	30.352	35.762	232.3	10:29.056	6	1:47.855	41.459	30.494	35.902	233.3	12:16.911	7	5:48.671	B 43.746	31.222	4:33.703	231.3	18:05.582	8	2:00.832	51.406	32.616	36.810	228.8	20:06.414	9	1:46.389	41.261	30.080	35.048	229.8	21:52.803	10	1:44.591	40.056	29.551	34.984	234.8	23:37.394	11	1:45.230	40.464	29.749	35.017	232.8	25:22.624	12	1:47.779	40.560	31.272	35.947	233.8	27:10.403	13	13:57.010	B 40.908	32.175	...	232.8	41:07.413	14	7:59.798	B 1:06.124	53.043	6:00.631	94.1	49:07.211	15	2:05.144	53.327	32.764	39.053	167.7	51:12.355	16	<u>1:51.435</u>	<u>41.868</u>	32.351	37.216	196.4	53:03.790	17	1:45.256	40.465	29.808	34.983	233.8	54:49.046	18	1:45.695	40.555	29.903	35.237	231.3	56:34.741														
10	<u>1:45.063</u>	<u>40.153</u>	29.581	35.329	234.3	22:41.065	86 Bence VALINT HUN																																																																																																																																											
71 Otto BLANK DEU							Ferrari Budapest - Rosscorsa Ferrari 296 Challenge																																																																																																																																											
Lueg Sportivo - Herter Racing Ferrari 296 Challenge							1	2:35.194	B 58.001	34.573	1:02.620	201.9	2:35.194	2	3:17.577	B 48.310	33.349	1:55.918	229.3	5:52.771	3	1:51.120	45.751	29.529	35.840	232.8	7:43.891	4	1:45.101	39.897	29.513	35.691	234.3	9:28.992	5	1:45.605	40.704	29.658	35.243	235.3	11:14.597	6	14:40.232	B 40.089	29.837	...	233.3	25:54.829	7	1:52.976	48.220	29.953	34.803	234.8	27:47.805	8	<u>1:43.929</u>	<u>39.730</u>	29.550	34.649	234.8	29:31.734	9	1:44.100	39.984	29.381	34.735	233.8	31:15.834	10	1:44.271	39.930	29.568	34.773	233.8	33:00.105	11	<u>1:46.444</u>	<u>40.456</u>	30.386	35.602	234.3	34:46.549	12	<u>1:45.359</u>	<u>40.190</u>	29.832	35.337	233.8	36:31.908	13	1:45.178	40.338	29.708	35.132	233.8	38:17.086	14	1:45.530	40.537	29.812	35.181	236.3	40:02.616	15	10:02.467	B 40.615	29.893	8:51.959	236.8	50:05.083	16	2:07.029	52.961	35.197	38.871	181.8	52:12.112	17	1:46.715	41.272	30.755	34.688	231.3	53:58.827	18	1:42.912	39.304	29.400	34.208	234.8	55:41.739	19	1:42.717	39.510	28.873	34.334	234.8	57:24.456	20	<u>1:51.091</u>	<u>39.431</u>	31.733	39.927	233.8	59:15.547
11	1:57.088	51.296	30.526	35.266	228.8	19:10.421	80 Angelo FONTANA VEN																																																																																																																																											
12	1:45.581	40.614	29.653	35.314	231.3	20:56.002	Rosscorsa Ferrari 296 Challenge																																																																																																																																											
13	1:45.581	40.614	29.653	35.314	231.3	20:56.002	1	6:26.782	5:18.166	31.472	37.144	225.9	6:26.782	2	1:46.801	40.629	30.114	36.058	234.3	8:13.583	3	1:45.718	40.760	29.725	35.233	232.8	9:59.301	4	1:45.850	40.364	29.928	35.558	233.3	11:45.151	5	<u>6:03.298</u>	<u>40.842</u>	30.455	4:52.001	230.8	17:48.449	6	1:53.836	47.710	30.256	35.870	230.8	19:42.285	7	1:46.469	40.868	30.467	35.134	233.3	21:28.754	8	1:45.411	40.463	29.994	34.954	234.8	23:14.165	9	1:48.249	40.930	29.690	37.629	232.8	25:02.414	10	13:35.627	B 46.232	34.511	...	182.4	38:38.041	11	2:06.797	54.751	34.108	37.938	225.5	40:44.838	12	9:40.941	B 57.664	33.662	8:09.615	219.1	50:25.779	13	1:55.392	49.122	30.705	35.565	227.8	52:21.171	14	1:44.798	40.332	29.493	34.973	233.8	54:05.969	15	1:43.939	39.856	29.560	34.523	233.8	55:49.908																																			
14	1:45.581	40.614	29.653	35.314	231.3	20:56.002	88 Amin AREFPOUR DEU																																																																																																																																											
15	<u>1:45.063</u>	<u>40.153</u>	29.581	35.329	234.3	22:41.065	Riller & Schnauk Ferrari 296 Challenge																																																																																																																																											
80 Angelo FONTANA VEN							1	5:16.154	3:50.156	41.098	44.900	157.9	5:16.154	2	2:05.953	48.876	36.307	40.770	170.9																																																																																																																															



TROFEO PIRELLI

JEREZ

Free Practice

Sector Analysis

Invalidated Lap Personal Best Session Best Crossing the pit lane

Table with 14 columns: Lap, Time, Sector 1, Sector 2, Sector 3, T.Spd, Elapsed. Rows 11-22 showing lap data for various drivers.

Driver profile for 89 Claus ZIBRANDTSEN, DNK, Formula Racing, Ferrari 296 Challenge. Includes lap times and sector data.

Driver profile for 92 Hendrik VIOL, CZE, Scuderia Praha Racing, Ferrari 296 Challenge. Includes lap times and sector data.

Driver profile for 91 Philipp BARON, AUT, Gohm Motorsport - Baron Racing Tear, Ferrari 296 Challenge. Includes lap times and sector data.