


TROFEO PIRELLI JEREZ Test

Sector Analysis


Table with columns: Lap, Time, Sector 1, Sector 2, Sector 3, T.Spd, Elapsed. Rows include drivers like Giacomo ALTOÉ, Max MUGELLI, Andrew MORROW, Laura VILLARS, and Andreas BØGH-SØRENSEN with their respective lap times and sector data.



TROFEO PIRELLI JEREZ Test

Sector Analysis

Table with columns: Lap, Time, Sector 1, Sector 2, Sector 3, T.Spd, Elapsed. Includes driver profiles for Luca LUDWIG, Danilo DEL FAVERO, Herbert GEISS, Giammarco MARZIALETTI, David AKHOBADZE, and James OWEN.



TROFEO PIRELLI JEREZ Test

Sector Analysis

Invalidated Lap Personal Best Session Best Crossing the pit lane

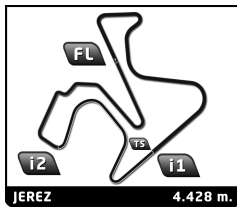
Table with 14 columns: Lap, Time, Sector 1, Sector 2, Sector 3, T.Spd, Elapsed. Contains data for drivers 69 and 80.

Table for driver 69 Marco ZANASI, showing lap times and sector data for laps 1-22.

Table for driver 80 Angelo FONTANA, showing lap times and sector data for laps 1-20.

Table for driver 71 Otto BLANK, showing lap times and sector data for laps 1-8.

Table for driver 85 Hanno LASKOWSKI, showing lap times and sector data for laps 1-15.



TROFEO PIRELLI JEREZ Test

Sector Analysis

Table with 14 columns: Lap, Time, Sector 1, Sector 2, Sector 3, T.Spd, Elapsed. Rows 16-23 showing lap data for various drivers.

Driver profile for #86 Bence VALINT (HUN). Includes team (Ferrari Budapest - Rosscorsa), car (Ferrari 296 Challenge), and a table of lap times from 1 to 20.

Driver profile for #88 Amin AREFPOUR (DEU). Includes team (Riller & Schnauck), car (Ferrari 296 Challenge), and a table of lap times from 1 to 6.

Driver profile for #89 Claus ZIBRANDTSEN (DNK). Includes team (Formula Racing), car (Ferrari 296 Challenge), and a table of lap times from 1 to 14.

Driver profile for #91 Philipp BARON (AUT). Includes team (Gohm Motorsport - Baron Racing Tear), car (Ferrari 296 Challenge), and a table of lap times from 1 to 26.

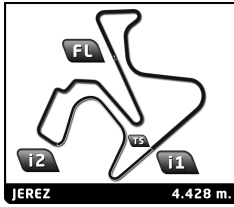
Driver profile for #92 Hendrik VIOL (CZE). Includes team (Scuderia Praha Racing), car (Ferrari 296 Challenge), and a table of lap times from 1 to 18.



FERRARI
CHALLENGE

TROFEO
PIRELLI

RICHARD MILLE



TROFEO PIRELLI
JEREZ
Test

Sector Analysis

— Invalidated Lap ■ Personal Best ■ Session Best B Crossing the pit lane

Lap	Time	Sector 1	Sector 2	Sector 3	T.Spd	Elapsed	Lap	Time	Sector 1	Sector 2	Sector 3	T.Spd	Elapsed
19	2:00.785	52.221	32.400	36.164	189.8	53:13.353							
20	1:48.600	40.665	29.842	38.093	233.3	55:01.953							
21	1:45.549	40.248	29.635	35.666	234.3	56:47.502							
22	1:44.796	40.321	29.711	34.764	234.8	58:32.298							