

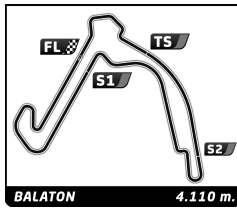
FERRARI CHALLENGE BALATON

Test 2 Group B

Sector Analysis

Invalidated Lap Personal Best Session Best Crossing the pit lane

Table with columns: Lap, Time, Sector 1, Sector 2, Sector 3, T.Sp, Elapsed. Contains data for drivers Franz ENGSTLER, Giacomo ALTOÉ, and Max MUGELLI.



FERRARI CHALLENGE BALATON Test 2 Group B

Sector Analysis

Invalidated Lap Personal Best Session Best Crossing the pit lane

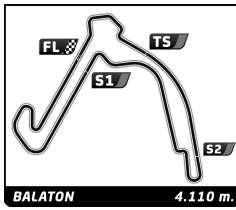
Table with 14 columns: Lap, Time, Sector 1, Sector 2, Sector 3, T.Sp, Elapsed. Rows 33-35 and 9-35.

Driver profile for Andrew MORROW (GBR) in Ferrari 296 Challenge. Includes lap 4 and a detailed table of 40 laps with sector times and total lap times.

Driver profile for Laura VILLARS (CHE) in Zénith Scuderia Ferrari 296 Challenge. Includes lap 5 and a detailed table of 8 laps with sector times and total lap times.

Driver profile for Kim ERIKSEN (DNK) in Formula Racing Ferrari 296 Challenge. Includes lap 10 and a detailed table of 35 laps with sector times and total lap times.

Driver profile for Kim ERIKSEN (DNK) in Formula Racing Ferrari 296 Challenge. Includes lap 10 and a detailed table of 28 laps with sector times and total lap times.



FERRARI CHALLENGE BALATON

Test 2 Group B

Sector Analysis

Invalidated Lap Personal Best Session Best Crossing the pit lane

Table with 14 columns: Lap, Time, Sector 1, Sector 2, Sector 3, T.Spd, Elapsed. Rows 29-35 and 5-14.

11 Herbert GEISS DEU Maranello Motors Ferrari 296 Challenge

Table with 7 columns: Lap, Time, Sector 1, Sector 2, Sector 3, T.Spd, Elapsed. Rows 1-40.

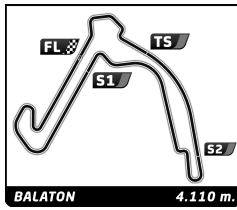
12 Giammarco MARZIALETTI ITA Radicci Automobili - Bestlap-FCI Ferrari 296 Challenge

Table with 7 columns: Lap, Time, Sector 1, Sector 2, Sector 3, T.Spd, Elapsed. Rows 1-4.

Table with 14 columns: Lap, Time, Sector 1, Sector 2, Sector 3, T.Spd, Elapsed. Rows 15-36.

23 David AKHOBADZE RAF Scuderia Monte-Carlo Ferrari 296 Challenge

Table with 7 columns: Lap, Time, Sector 1, Sector 2, Sector 3, T.Spd, Elapsed. Rows 1-23.



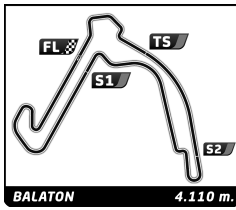
FERRARI CHALLENGE BALATON

Test 2 Group B

Sector Analysis

Invalidated Lap Personal Best Session Best Crossing the pit lane

Table with columns: Lap, Time, Sector 1, Sector 2, Sector 3, T.Spd, Elapsed. Contains data for drivers James OWEN (GBR), Marco ZANASI (ITA), and Otto BLANK (DEU) across multiple laps.



FERRARI CHALLENGE BALATON Test 2 Group B

Sector Analysis

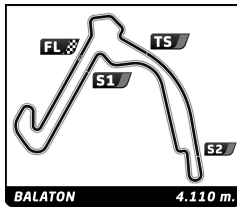
Invalidated Lap Personal Best Session Best Crossing the pit lane

Table with 7 columns: Lap, Time, Sector 1, Sector 2, Sector 3, T.Sp, Elapsed. Rows 9-43 showing driver data.

Driver profile for Ruslan SADREEV (GRC) with lap times 1-20. Includes name, team, and chassis.

Driver profile for Hanno LASKOWSKI (DEU) with lap times 1-25. Includes name, team, and chassis.

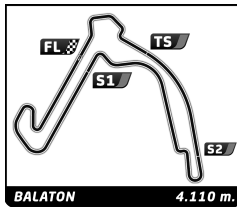
Driver profile for Bence VALINT (HUN) with lap times 1-25. Includes name, team, and chassis.



FERRARI CHALLENGE BALATON Test 2 Group B

Sector Analysis

Table with columns: Lap, Time, Sector 1, Sector 2, Sector 3, T.Spd, Elapsed. Includes driver profiles for Amin AREPFOUR (88), Philipp BARON (91), Claus ZIBRANDTSEN (89), and Hendrik VIOL (92).



FERRARI CHALLENGE BALATON

Test 2 Group B

Sector Analysis

Table with 14 columns: Lap, Time, Sector 1, Sector 2, Sector 3, T.Spd, Elapsed. Contains two sets of lap data for various drivers.

100 Stephen EARLE USA Kessel Racing Ferrari 296 Challenge

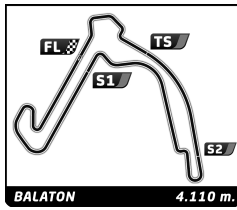
Lap data for Stephen EARLE, showing times and sectors for laps 1 through 30.

105 Motohiko ISOZAKI JPN Cornes Motors Shiba Ferrari 296 Challenge

Lap data for Motohiko ISOZAKI, showing times and sectors for laps 1 through 9.

113 Henrik KAMSTRUP DNK Formula Racing Ferrari 296 Challenge

Lap data for Henrik KAMSTRUP, showing times and sectors for laps 1 through 23.



FERRARI CHALLENGE BALATON

Test 2 Group B

Sector Analysis

Invalidated Lap Personal Best Session Best Crossing the pit lane

Table with 14 columns: Lap, Time, Sector 1, Sector 2, Sector 3, T.Spd, Elapsed. Rows 24-31.

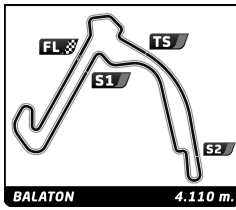
Driver profile for Alvaro RAMOS (150), Santogal- Araujo Competição, Ferrari 296 Challenge. Table with 7 columns: Lap, Time, Sector 1, Sector 2, Sector 3, T.Spd, Elapsed. Rows 1-37.

Table with 14 columns: Lap, Time, Sector 1, Sector 2, Sector 3, T.Spd, Elapsed. Rows 7-31.

Driver profile for Christophe HURNI (162), Zénith Scuderia, Ferrari 296 Challenge. Table with 7 columns: Lap, Time, Sector 1, Sector 2, Sector 3, T.Spd, Elapsed. Rows 1-22.

Driver profile for John DHILLON (151), Graypaal Nottingham, Ferrari 296 Challenge. Table with 7 columns: Lap, Time, Sector 1, Sector 2, Sector 3, T.Spd, Elapsed. Rows 1-6.





FERRARI CHALLENGE BALATON

Test 2 Group B

Sector Analysis

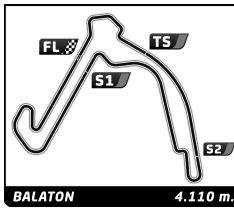
Table with 14 columns: Lap, Time, Sector 1, Sector 2, Sector 3, T.Spd, Elapsed. Contains data for laps 23-35.

Driver profile for Henry HASSID (FRA) from Kessel Racing, Ferrari 296 Challenge. Includes lap times and sector data for laps 1-17.

Driver profile for Andrea LEVY (ITA) from Rossocorsa Racing, Ferrari 296 Challenge. Includes lap times and sector data for laps 1-21.

Driver profile for Fons SCHELTEMA (NDL) from Kessel Racing, Ferrari 296 Challenge. Includes lap times and sector data for laps 1-32.

Driver profile for Jan SANDMANN (DEU) from Kessel Racing, Ferrari 296 Challenge. Includes lap times and sector data for laps 1-9.



FERRARI CHALLENGE  
BALATON  
Test 2 Group B

Sector Analysis

— Invalidated Lap    ■ Personal Best    ■ Session Best    B Crossing the pit lane

Lap	Time	Sector 1	Sector 2	Sector 3	T.Spd	Elapsed	Lap	Time	Sector 1	Sector 2	Sector 3	T.Spd	Elapsed
10	1:48.049	37.362	41.598	29.089	238.9	30:54.758							
11	1:41.828	35.057	39.629	27.142	263.4	32:36.586							
12	1:37.897	34.199	37.086	26.612	263.4	34:14.483							
13	1:36.728	34.048	36.254	26.426	262.8	35:51.211							
14	1:38.585	33.706	36.932	27.947	264.1	37:29.796							
15	1:49.803 B	34.160	39.928	35.715	249.4	39:19.599							
16	4:48.299	3:41.088	40.382	26.829	262.1	44:07.898							
17	1:38.380	34.627	36.968	26.785	264.7	45:46.278							
18	1:37.816	34.187	36.733	26.896	264.1	47:24.094							
19	1:36.574	33.821	36.430	26.323	264.1	49:00.668							
20	1:39.865	34.323	37.406	28.136	235.8	50:40.533							
21	1:39.056	33.770	36.825	28.461	264.1	52:19.589							
22	1:39.880	35.856	37.049	26.975	265.4	53:59.469							
23	1:38.126	34.034	37.344	26.748	262.1	55:37.595							
24	1:37.858	34.054	36.704	27.100	264.7	57:15.453							
25	1:52.901	33.873	36.596	42.432	264.7	59:08.354							
26	2:00.941 B	38.971	41.613	40.357	214.3	1:01:09.295							
27	26:36.180	...	39.812	27.690	262.1	1:27:45.475							
28	1:42.427	35.254	39.906	27.267	262.1	1:29:27.902							
29	1:39.316	34.289	38.077	26.950	263.4	1:31:07.218							
30	1:37.626	33.913	37.340	26.373	264.1	1:32:44.844							
31	1:38.859	33.793	38.439	26.627	264.1	1:34:23.703							
32	1:37.176	33.886	36.419	26.871	264.7	1:36:00.879							
33	1:55.309 B	34.678	39.087	41.544	190.5	1:37:56.188							
34	11:36.763	...	42.778	29.642	225.0	1:49:32.951							
35	1:41.048	35.507	38.606	26.935	263.4	1:51:13.999							
36	1:38.518	33.749	37.297	27.472	254.7	1:52:52.517							
37	1:42.806	33.814	37.368	31.624	160.5	1:54:35.323							
38	1:36.938	33.732	36.411	26.795	265.4	1:56:12.261							
39	1:35.404	33.668	35.754	25.982	266.0	1:57:47.665							
40	1:59.753 B	33.705	38.880	47.168	168.2	1:59:47.418							