

FERRARI CHALLENGE BALATON

Test 1 Group B

Sector Analysis

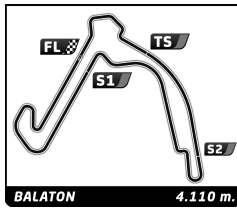
Table with columns: Lap, Time, Sector 1, Sector 2, Sector 3, T.Sp, Elapsed. Rows include driver names (Giacomo ALTOÉ, Max MUGELLI, Andrew MORROW, Laura VILLARS) and their respective lap times and sector data.



**FERRARI  
CHALLENGE**



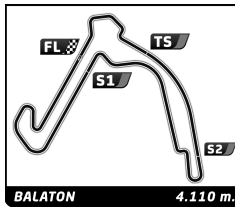
**RICHARD MILLE**



**FERRARI CHALLENGE  
BALATON**  
Test 1 Group B

**Sector Analysis**

_ Invalidated Lap							■ Personal Best	■ Session Best	■ Crossing the pit lane						
Lap	Time	Sector 1	Sector 2	Sector 3	T.Spd	Elapsed	Lap	Time	Sector 1	Sector 2	Sector 3	T.Spd	Elapsed		
1	4:20.923	3:03.212	45.711	32.000	222.2	4:20.923	3	1:38.601	34.322	37.575	26.704	262.8	20:57.036		
2	1:44.998	35.613	40.935	28.450	239.5	6:05.921	4	1:38.830	34.305	37.706	26.819	263.4	22:35.866		
3	1:44.280	34.571	40.212	29.497	253.5	7:50.201	5	1:38.309	33.833	37.351	27.125	264.1	24:14.175		
4	1:37.923	34.188	37.275	26.460	262.1	9:28.124	6	1:38.492	33.873	37.418	27.201	264.1	25:52.667		
5	1:59.251 B	37.408	40.968	40.875	206.9	11:27.375	7	1:37.767	34.082	37.134	26.551	264.1	27:30.434		
6	12:35.103	...	41.383	28.128	253.5	24:02.478	8	1:38.810	33.935	38.265	26.610	264.1	29:09.244		
7	1:49.881	35.289	45.185	29.407	231.8	25:52.359	9	1:46.850 B	33.579	38.031	35.240	243.8	30:56.094		
8	1:43.571	36.489	39.463	27.619	259.0	27:35.930	10	30:56.447	...	40.105	27.953	249.4	1:01:52.541		
9	1:41.031	34.856	38.821	27.354	259.6	29:16.961	11	1:39.586	34.194	38.048	27.344	262.8	1:03:32.127		
10	1:40.068	34.705	38.296	27.067	260.9	30:57.029	12	2:59.578 B	52.204	57.767	1:09.607	96.3	1:06:31.705		
11	1:39.413	34.530	37.875	27.008	261.5	32:36.442	13	1:59.169	55.727	37.272	26.170	265.4	1:08:30.874		
12	1:39.007	34.527	37.343	27.137	260.2	34:15.449	14	1:37.214	33.913	37.004	26.297	264.7	1:10:08.088		
13	1:54.017 B	34.472	37.628	41.917	261.5	36:09.466	15	1:36.982	33.799	36.906	26.277	264.7	1:11:45.070		
14	6:57.532	5:51.880	38.685	26.967	262.8	43:06.998	16	1:38.529	34.159	37.661	26.709	264.7	1:13:23.599		
15	1:38.121	34.028	37.553	26.540	262.8	44:45.119	17	1:37.704	33.653	37.754	26.297	264.1	1:15:01.303		
16	1:38.391	34.033	37.679	26.679	263.4	46:23.510	18	1:37.271	33.439	36.932	26.900	265.4	1:16:38.574		
17	1:57.731 B	33.985	37.313	46.433	246.6	48:21.241	19	1:37.481	33.799	37.186	26.496	266.0	1:18:16.055		
18	24:30.098 B					1:12:51.339	20	2:11.127 B	34.298	37.751	59.078	90.5	1:20:27.182		
19	2:06.615	55.786	41.934	28.895	208.1	1:14:57.954	21	12:25.776	...	41.384	28.327	250.6	1:32:52.958		
20	1:38.075	34.226	37.429	26.420	262.1	1:16:36.029	22	1:42.432	35.049	38.765	28.618	211.8	1:34:35.390		
21	1:38.306	34.460	37.449	26.397	262.1	1:18:14.335	23	1:42.534	34.382	39.880	28.272	222.7	1:36:17.924		
<b>10 Kim ERIKSEN</b> DNK							<b>12 Giammarco MARZIALETTI</b> ITA								
Formula Racing							Radicii Automobili - Bestlap-FCI								
Ferrari 296 Challenge							Ferrari 296 Challenge								
1	4:22.657 B	3:06.314	41.300	35.043	257.1	4:22.657	1	7:29.598	6:04.953	50.158	34.487	161.7	7:29.598		
2	3:49.642	2:43.742	38.462	27.438	259.6	8:12.299	2	1:51.601	38.069	44.421	29.111	227.8	9:21.199		
3	1:40.936	34.519	38.781	27.636	243.8	9:53.235	3	1:45.350	35.588	41.438	28.324	233.8	11:06.549		
4	1:38.480	34.647	37.254	26.579	261.5	11:31.715	4	1:40.361	34.675	38.285	27.401	261.5	12:46.910		
5	1:37.421	34.053	36.732	26.636	261.5	13:09.136	5	1:39.370	34.468	38.088	26.814	262.1	14:26.280		
6	1:43.958 B	34.107	37.106	32.745	262.8	14:53.094	6	1:38.446	34.422	37.354	26.670	262.1	16:04.726		
7	5:12.792	4:05.576	39.318	27.898	244.3	20:05.886	7	1:49.847 B	34.219	37.492	38.136	264.7	17:54.573		
8	1:39.994	35.337	37.579	27.078	254.7	21:45.880	8	11:26.236	...	46.860	31.750	224.5	29:20.809		
9	1:49.179 B	34.420	37.676	37.083	212.2	23:35.059	9	1:49.269	37.307	43.263	28.699	248.3	31:10.078		
10	5:16.514	4:04.501	42.025	29.988	253.5	28:51.573	10	1:44.111	35.817	40.274	28.020	254.7	32:54.189		
11	1:46.964	37.122	40.236	29.606	257.1	30:38.537	11	1:42.404	35.612	39.209	27.583	257.8	34:36.593		
12	1:44.773	36.313	39.670	28.790	257.8	32:23.310	12	1:40.229	34.799	38.194	27.236	273.4	36:16.822		
13	1:44.629	37.241	38.996	28.392	256.5	34:07.939	13	1:39.840	34.669	38.127	27.044	262.1	37:56.662		
14	1:49.526	36.327	41.417	31.782	246.6	35:57.465	14	1:39.895	35.074	37.984	26.837	264.1	39:36.557		
15	1:43.585	36.219	39.331	28.035	257.8	37:41.050	15	1:51.453 B	34.756	39.142	37.555	198.9	41:28.010		
16	1:43.172	35.556	39.634	27.982	257.8	39:24.222	16	27:22.106	...	41.873	28.133	245.5	1:08:50.116		
17	1:41.341	35.308	38.351	27.682	259.6	41:05.563	17	1:41.220	35.665	38.410	27.145	254.7	1:10:31.336		
18	1:40.758	34.981	38.026	27.751	258.4	42:46.321	18	1:42.548	35.611	38.198	28.739	251.7	1:12:13.884		
19	1:46.281	34.988	39.563	31.730	210.1	44:32.602	19	1:39.407	34.771	37.609	27.027	260.9	1:13:53.291		
20	1:42.062	36.138	38.288	27.636	259.0	46:14.664	20	1:40.825	34.565	37.943	28.317	239.5	1:15:34.116		
21	2:02.203 B	35.007	38.270	48.926	259.0	48:16.867	21	1:38.472	34.349	37.280	26.843	261.5	1:17:12.588		
22	20:25.137	...	39.885	27.695	260.2	1:08:42.004									
23	1:43.154	34.988	39.192	28.974	210.9	1:10:25.158									
24	1:43.637	35.444	38.514	29.679	197.1	1:12:08.795									
25	1:39.351	34.278	37.821	27.252	261.5	1:13:48.146									
26	1:39.481	34.538	37.724	27.219	262.8	1:15:27.627									
27	1:40.488	34.981	38.047	27.460	262.1	1:17:08.115									
28	2:08.376 B	37.683	45.906	44.787	178.2	1:19:16.491									
<b>11 Herbert GEISS</b> DEU															
Maranello Motors															
Ferrari 296 Challenge															
1	17:38.696	...	39.524	26.740	262.1	17:38.696									
2	1:39.739	34.100	37.691	27.948	262.1	19:18.435									

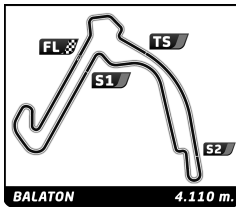


FERRARI CHALLENGE BALATON

Test 1 Group B

Sector Analysis

_ Invalidated Lap							■ Personal Best	■ Session Best	■ Crossing the pit lane					
Lap	Time	Sector 1	Sector 2	Sector 3	T.Spd	Elapsed	Lap	Time	Sector 1	Sector 2	Sector 3	T.Spd	Elapsed	
22	1:50.551 B	34.301	38.860	37.390	200.0	1:19:03.139	37	1:47.080	38.994	40.569	27.517	255.3	1:46:27.194	
23	5:28.375 B					1:24:31.514	38	1:38.961	34.331	37.401	27.229	248.3	1:48:06.155	
24	6:07.416	5:01.789	38.652	26.975	274.1	1:30:38.930	39	1:39.204	34.892	37.639	26.673	262.8	1:49:45.359	
25	1:40.596	34.859	37.620	28.117	243.8	1:32:19.526	40	1:41.390	36.298	38.036	27.056	263.4	1:51:26.749	
26	1:38.793	34.257	37.725	26.811	262.8	1:33:58.319	41	1:38.674	34.164	37.728	26.782	264.1	1:53:05.423	
27	1:47.463 B	34.176	37.692	35.595	238.9	1:35:45.782	42	1:39.126	33.893	37.980	27.253	264.1	1:54:44.549	
28	4:04.070	2:55.500	41.371	27.199	251.7	1:39:49.852	43	1:38.950	34.235	37.639	27.076	264.1	1:56:23.499	
29	1:38.228	33.961	37.686	26.581	254.7	1:41:28.080	44	1:40.921	34.153	38.504	28.264	249.4	1:58:04.420	
30	1:37.192	33.948	36.827	26.417	263.4	1:43:05.272	45	1:41.077	35.710	38.332	27.035	260.2	1:59:45.497	
31	1:37.732	33.629	36.982	27.121	264.1	1:44:43.004	46	2:10.303 B	40.770	47.179	42.354	179.4	2:01:55.800	
32	1:38.734	34.704	37.368	26.662	263.4	1:46:21.738	<b>26 James OWEN</b> GBR							
33	1:37.571	33.967	37.037	26.567	264.1	1:47:59.309	Meriden Modena - Engstler Ferrari 296 Challenge							
34	1:52.833 B	33.968	37.451	41.414	201.1	1:49:52.142	1	6:58.305	5:45.628	43.438	29.239	235.3	6:58.305	
35	3:27.930	2:24.592	37.101	26.237	265.4	1:53:20.072	2	1:45.718	37.787	39.894	28.037	249.4	8:44.023	
36	1:36.177	33.458	36.513	26.206	265.4	1:54:56.249	3	1:41.743	35.697	38.592	27.454	260.2	10:25.766	
37	1:36.338	33.805	36.336	26.197	264.7	1:56:32.587	4	1:41.158	34.909	38.847	27.402	260.2	12:06.924	
38	1:38.994	33.786	37.529	27.679	259.0	1:58:11.581	5	1:40.333	35.595	37.634	27.104	262.1	13:47.257	
39	1:35.939	33.345	36.451	26.143	266.7	1:59:47.520	6	1:41.176	35.829	38.503	26.844	264.1	15:28.433	
40	2:13.448 B	39.771	46.766	46.911	169.8	2:02:00.968	7	1:38.833	34.521	37.849	26.463	262.1	17:07.266	
<b>23 David AKHOBADZE</b> RAF							<b>69 Marco ZANASI</b> ITA							
Scuderia Monte-Carlo Ferrari 296 Challenge							CDP - Pinetti Motorsport Ferrari 296 Challenge							
1	2:07.280	50.539	44.036	32.705	227.4	2:07.280	1	3:28.566	2:12.896	43.732	31.938	203.0	3:28.566	
2	1:44.693	35.658	41.525	27.510	259.0	3:51.973	2	1:44.093	36.481	39.761	27.851	261.5	5:12.659	
3	1:43.844	34.252	41.312	28.280	232.8	5:35.817	3	1:40.159	33.965	38.959	27.235	231.3	6:52.818	
4	1:38.566	33.948	37.894	26.724	260.9	7:14.383	4	1:48.230 B	33.894	37.382	36.954	263.4	8:41.048	
5	1:37.464	33.818	37.046	26.600	262.1	8:51.847	5	3:32.634	2:23.765	36.919	31.950	240.0	12:13.682	
6	2:07.641 B	39.495	43.823	44.323	200.0	10:59.488	6	1:36.537	33.522	36.582	26.433	264.1	13:50.219	
7	3:45.398	2:38.329	39.026	28.043	252.3	14:44.886	7	1:37.466	33.585	37.363	26.518	264.1	15:27.685	
8	1:38.106	34.049	37.293	26.764	260.9	16:22.992	8	1:37.100	34.166	36.499	26.435	264.1	17:04.785	
9	2:04.344 B	36.571	46.532	41.241	203.8	18:27.336	9	1:36.535	33.545	36.658	26.332	264.7	18:41.320	
10	8:57.020	7:43.428	43.671	29.921	238.4	27:24.356	10	1:36.498	33.501	36.426	26.571	263.4	20:17.818	
11	1:43.611	37.804	38.488	27.319	259.0	29:07.967	11	1:36.336	33.545	36.352	26.439	263.4	21:54.154	
12	1:39.877	34.151	38.292	27.434	254.7	30:47.844	12	1:59.403 B	36.314	41.766	41.323	199.3	23:53.557	
13	1:38.929	34.088	37.611	27.230	261.5	32:26.773	13	9:12.548	7:53.122	43.908	35.518	234.8	33:06.105	
14	1:56.516 B	34.662	40.600	41.254	163.4	34:23.289	14	1:44.456	36.823	38.664	28.969	186.5	34:50.561	
15	5:28.577	4:18.039	41.735	28.803	253.5	39:51.866	15	1:37.227	33.411	36.408	27.408	263.4	36:27.788	
16	1:46.200	36.300	41.695	28.205	257.8	41:38.066	16	1:35.394	33.247	36.124	26.023	262.1	38:03.182	
17	1:43.008	35.389	39.308	28.311	259.6	43:21.074	17	1:35.848	33.356	36.107	26.385	262.8	39:39.030	
18	1:47.175	40.249	39.531	27.395	259.6	45:08.249	18	1:37.519	33.134	37.505	26.880	263.4	41:16.549	
19	1:42.355	35.799	38.881	27.675	257.8	46:50.604	19	1:35.376	33.044	36.209	26.123	263.4	42:51.925	
20	2:12.370 B	35.941	46.057	50.372	154.5	49:02.974								
21	13:10.657	...	38.815	27.400	259.6	1:02:13.631								
22	2:11.459 B	34.810	46.868	49.781	153.6	1:04:25.090								
23	4:15.136	3:08.597	39.144	27.395	259.6	1:08:40.226								
24	1:44.258	35.401	39.942	28.915	236.8	1:10:24.484								
25	1:41.577	35.350	38.823	27.404	259.6	1:12:06.061								
26	1:39.745	34.493	38.316	26.936	261.5	1:13:45.806								
27	1:40.700	35.126	38.446	27.128	261.5	1:15:26.506								
28	1:40.683	34.937	38.158	27.588	260.9	1:17:07.189								
29	1:45.205	34.814	39.604	30.787	242.2	1:18:52.394								
30	2:26.207 B	43.786	51.966	50.455	148.1	1:21:18.601								
31	9:38.190	8:30.834	39.384	27.972	235.3	1:30:56.791								
32	1:40.617	35.101	38.642	26.874	260.9	1:32:37.408								
33	1:39.140	34.416	37.822	26.902	264.1	1:34:16.548								
34	1:42.699	35.059	40.234	27.406	264.1	1:35:59.247								
35	1:59.355 B	34.539	43.995	40.821	200.0	1:37:58.602								
36	6:41.512	5:26.161	45.061	30.290	215.6	1:44:40.114								



FERRARI CHALLENGE BALATON

Test 1 Group B

Sector Analysis

Invalidated Lap Personal Best Session Best Crossing the pit lane

Table with 14 columns: Lap, Time, Sector 1, Sector 2, Sector 3, T.Spd, Elapsed. Contains data for laps 20-30.

71 Otto BLANK DEU Lueg Sportivo - Herter Racing Ferrari 296 Challenge

Table with 7 columns: Lap, Time, Sector 1, Sector 2, Sector 3, T.Spd, Elapsed. Contains data for Otto Blank from lap 1 to 35.

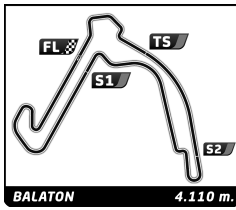
77 Ruslan SADREEV GRC Scuderia Praha Racing Ferrari 296 Challenge

Table with 7 columns: Lap, Time, Sector 1, Sector 2, Sector 3, T.Spd, Elapsed. Contains data for Ruslan Sadreev from lap 1 to 5.

Table with 14 columns: Lap, Time, Sector 1, Sector 2, Sector 3, T.Spd, Elapsed. Contains data for laps 6-31.

85 Hanno LASKOWSKI DEU Emil Frey Racing Ferrari 296 Challenge

Table with 7 columns: Lap, Time, Sector 1, Sector 2, Sector 3, T.Spd, Elapsed. Contains data for Hanno Laskowski from lap 1 to 29.



FERRARI CHALLENGE BALATON

Test 1 Group B

Sector Analysis

Invalidated Lap Personal Best Session Best Crossing the pit lane

Table with 14 columns: Lap, Time, Sector 1, Sector 2, Sector 3, T.Spd, Elapsed. Rows 30-33 and 1-9.

86 Bence VALINT HUN Ferrari Budapest - Rossocorsa Ferrari 296 Challenge

Table with 7 columns: Lap, Time, Sector 1, Sector 2, Sector 3, T.Spd, Elapsed. Rows 1-34.

88 Amin AREPFOUR DEU Riller & Schnauk Ferrari 296 Challenge

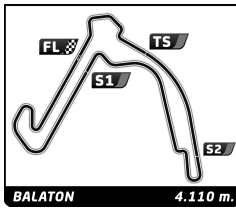
Table with 7 columns: Lap, Time, Sector 1, Sector 2, Sector 3, T.Spd, Elapsed. Rows 1-10.

89 Claus ZIBRANDTSEN DNK Formula Racing Ferrari 296 Challenge

Table with 14 columns: Lap, Time, Sector 1, Sector 2, Sector 3, T.Spd, Elapsed. Rows 10-44.

91 Philipp BARON AUT Gohm Motorsport - Baron Racing Tear Ferrari 296 Challenge

Table with 7 columns: Lap, Time, Sector 1, Sector 2, Sector 3, T.Spd, Elapsed. Rows 1-11.



FERRARI CHALLENGE BALATON

Test 1 Group B

Sector Analysis

Invalidated Lap

Personal Best

Session Best

Crossing the pit lane

Table with 7 columns: Lap, Time, Sector 1, Sector 2, Sector 3, T.Spd, Elapsed. Rows 12-20.

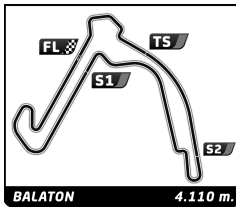
Table with 7 columns: Lap, Time, Sector 1, Sector 2, Sector 3, T.Spd, Elapsed. Rows 11-16.

Driver profile for Hendrik VIOL (92), CZE, Scuderia Praha Racing, Ferrari 296 Challenge. Table with 7 columns: Lap, Time, Sector 1, Sector 2, Sector 3, T.Spd, Elapsed. Rows 1-32.

Driver profile for Motohiko ISOZAKI (105), JPN, Cornes Motors Shiba, Ferrari 296 Challenge. Table with 7 columns: Lap, Time, Sector 1, Sector 2, Sector 3, T.Spd, Elapsed. Rows 1-35.

Driver profile for Stephen EARLE (100), USA, Kessel Racing, Ferrari 296 Challenge. Table with 7 columns: Lap, Time, Sector 1, Sector 2, Sector 3, T.Spd, Elapsed. Rows 1-10.

Driver profile for Henrik KAMSTRUP (113), DNK, Formula Racing, Ferrari 296 Challenge. Table with 7 columns: Lap, Time, Sector 1, Sector 2, Sector 3, T.Spd, Elapsed. Rows 1-10.

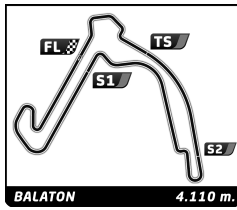


FERRARI CHALLENGE BALATON

Test 1 Group B

Sector Analysis

Table with columns: Lap, Time, Sector 1, Sector 2, Sector 3, T.Spd, Elapsed. Includes driver profiles for John DHILLON (GBR), Alvaro RAMOS (PRT), and Christophe HURNI (CHE) with their respective lap times and sector data.



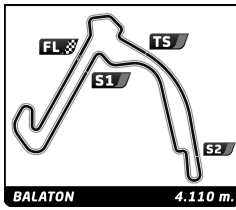
FERRARI CHALLENGE BALATON

Test 1 Group B

Sector Analysis

Table with 14 columns: Lap, Time, Sector 1, Sector 2, Sector 3, T.Spd, Elapsed. Contains data for drivers 171 (Andrea LEVY) and 167 (Henry HASSID) across 38 laps.





FERRARI CHALLENGE BALATON

Test 1 Group B

Sector Analysis

Invalidated Lap Personal Best Session Best Crossing the pit lane

Table with columns: Lap, Time, Sector 1, Sector 2, Sector 3, T.Spd, Elapsed. Rows include driver data for Fons SCHELTEMA (177), Alexander FERRIER (301), and Jan SANDMANN (186).