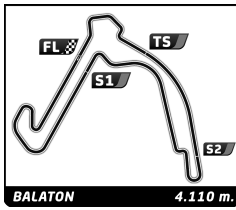


FERRARI CHALLENGE BALATON

Test 1 Group A

Sector Analysis

Table with columns: Lap, Time, Sector 1, Sector 2, Sector 3, T.Sp, Elapsed. Includes driver details for Andreas KÖNIG, Michael MARTIN, and Hassan DABBOUSSI.



FERRARI CHALLENGE BALATON Test 1 Group A

Sector Analysis

Invalidated Lap Personal Best Session Best Crossing the pit lane

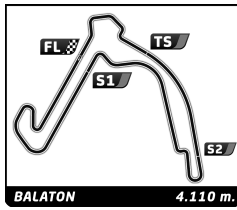
Table with 14 columns: Lap, Time, Sector 1, Sector 2, Sector 3, T.Spd, Elapsed. Rows 25-36 showing lap data for various drivers.

Driver profile for Luis PERUSQUIA (MEX) at Rossocorsa Racing, Ferrari 296 Challenge. Table with 7 columns: Lap, Time, Sector 1, Sector 2, Sector 3, T.Spd, Elapsed. Rows 1-33.

Driver profile for Talal SHAIR (LBN) at Scuderia Lebanon, Ferrari 296 Challenge. Table with 14 columns: Lap, Time, Sector 1, Sector 2, Sector 3, T.Spd, Elapsed. Rows 7-33.

Driver profile for Andreas RITZI (CHE) at CDP - D&C Racing, Ferrari 296 Challenge. Table with 7 columns: Lap, Time, Sector 1, Sector 2, Sector 3, T.Spd, Elapsed. Rows 1-6.

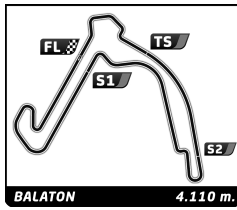
Driver profile for Talal SHAIR (LBN) at Scuderia Lebanon, Ferrari 296 Challenge. Table with 7 columns: Lap, Time, Sector 1, Sector 2, Sector 3, T.Spd, Elapsed. Rows 1-28.



FERRARI CHALLENGE BALATON Test 1 Group A

Sector Analysis

Table with columns: Lap, Time, Sector 1, Sector 2, Sector 3, T.Spd, Elapsed. Includes data for drivers 132 Tibor VALINT, 133 Mutlu TASEV, and 136 Alexander NUSSBAUMER.

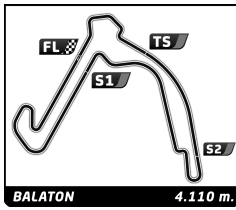


FERRARI CHALLENGE BALATON

Test 1 Group A

Sector Analysis

Table with columns: Lap, Time, Sector 1, Sector 2, Sector 3, T.Spd, Elapsed. Includes driver profiles for Thomas GOSTNER (ITA) and Ken ABE (JPN) with their respective race data.

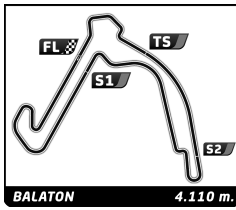


FERRARI CHALLENGE BALATON

Test 1 Group A

Sector Analysis

Table with columns: Lap, Time, Sector 1, Sector 2, Sector 3, T.Spd, Elapsed. Includes driver details for Willem VAN DER VORM, Manuela GOSTNER, and Eric CHEUNG.



FERRARI CHALLENGE BALATON

Test 1 Group A

Sector Analysis

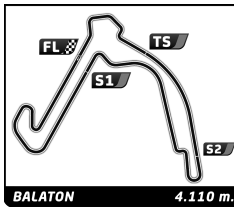
Table with columns: Lap, Time, Sector 1, Sector 2, Sector 3, T.Spd, Elapsed. Includes driver profiles for Pino FRASCARO, Aleksei KOMAROV, and Fabrizio FONTANA.



FERRARI
CHALLENGE



RICHARD MILLE



FERRARI CHALLENGE
BALATON

Test 1 Group A

Sector Analysis

— Invalidated Lap ■ Personal Best ■ Session Best B Crossing the pit lane

Lap	Time	Sector 1	Sector 2	Sector 3	T.Spd	Elapsed	Lap	Time	Sector 1	Sector 2	Sector 3	T.Spd	Elapsed
11	1:42.800	35.882	38.791	28.127	246.0	45:11.185							
12	1:42.893	35.680	38.708	28.505	246.6	46:54.078							
13	2:04.280B	35.782	39.277	49.221	213.4	48:58.358							
14	15:42.643	...	41.762	28.335	248.8	1:04:41.001							
15	1:42.317	35.458	38.661	28.198	248.3	1:06:23.318							
16	1:45.970	35.514	38.701	31.755	220.9	1:08:09.288							
17	1:42.339	35.583	38.841	27.915	248.3	1:09:51.627							
18	<u>1:42.244</u>	35.407	38.599	<u>28.238</u>	248.3	1:11:33.871							
19	1:55.228B	35.836	40.558	38.834	241.1	1:13:29.099							
20	4:15.411	2:58.787	44.678	31.946	210.5	1:17:44.510							
21	1:48.973	39.285	40.909	28.779	247.1	1:19:33.483							
22	1:47.515	37.504	40.952	29.059	245.5	1:21:20.998							
23	1:44.254	35.295	39.899	29.060	245.5	1:23:05.252							
24	1:41.291	35.368	38.073	27.850	246.6	1:24:46.543							
25	1:41.508	35.269	38.296	27.943	246.0	1:26:28.051							
26	2:08.097B	40.906	45.941	41.250	213.9	1:28:36.148							
27	23:12.180	...	38.950	28.603	210.5	1:51:48.328							
28	1:40.400	36.045	37.454	26.901	252.9	1:53:28.728							
29	1:39.015	34.537	37.501	26.977	251.2	1:55:07.743							
30	<u>1:39.061</u>	34.618	<u>37.263</u>	27.180	250.0	1:56:46.804							
31	1:52.278B	34.992	37.818	39.468	225.5	1:58:39.082							
32	7:20.160	6:10.348	40.891	28.921	241.1	2:05:59.242							
33	1:46.615	36.517	42.165	27.933	250.0	2:07:45.857							
34	<u>1:42.500</u>	35.013	<u>39.590</u>	27.897	251.7	2:09:28.357							