

COPPA SHELL AM BALATON Test

Sector Analysis

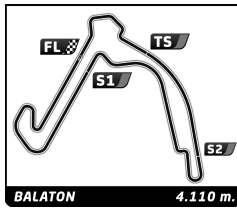
Invalidated Lap

Personal Best

Session Best

B Crossing the pit lane

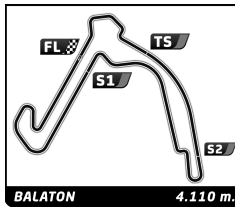
Table with columns: Lap, Time, Sector 1, Sector 2, Sector 3, T.Sp, Elapsed. Rows include drivers: Stephen EARLE, Paolo SCUDIERI, Andreas KÖNIG, Hassan DABBOUSSI, Henrik KAMSTRUP.



COPPA SHELL AM BALATON Test

Sector Analysis

Table with columns: Lap, Time, Sector 1, Sector 2, Sector 3, T.Spd, Elapsed. Rows include driver details (e.g., Shintaro AKATSU, Luis PERUSQUIA, Talal SHAIR, Mutlu TASEV) and lap-by-lap performance data with color-coded highlights for best times.



COPPA SHELL AM BALATON Test

Sector Analysis

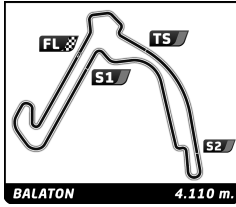
Table with 14 columns: Lap, Time, Sector 1, Sector 2, Sector 3, T.Spd, Elapsed. Contains data for drivers 150 and 171.

Driver profile for 150 Alvaro RAMOS, Ferrari 296 Challenge. Includes lap times and sector data.

Driver profile for 171 Andrea LEVY, Ferrari 296 Challenge. Includes lap times and sector data.

Driver profile for 159 Roland HERTNER, Ferrari 296 Challenge. Includes lap times and sector data.

Driver profile for 186 Jan SANDMANN, Ferrari 296 Challenge. Includes lap times and sector data.



COPPA SHELL AM BALATON Test

Sector Analysis

Invalidated Lap Personal Best Session Best B Crossing the pit lane

Table with 14 columns: Lap, Time, Sector 1, Sector 2, Sector 3, T.Spd, Elapsed, Lap, Time, Sector 1, Sector 2, Sector 3, T.Spd, Elapsed. Contains 28 rows of lap data.

198 Eric CHEUNG CAN Formula Racing Ferrari 296 Challenge

Table with 7 columns: Lap, Time, Sector 1, Sector 2, Sector 3, T.Spd, Elapsed. Contains 25 rows of driver data for Eric Cheung.