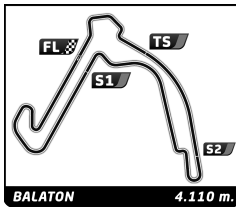


COPPA SHELL & 488 BALATON Race 2

Sector Analysis

Invalidated Lap Personal Best Session Best Crossing the pit lane

Table with columns: Lap, Time, Sector 1, Sector 2, Sector 3, T.Spd, Elapsed. Rows include drivers: Motohiko ISOZAKI (JPN), Tibor VALINT (HUN), Michael MARTIN (DEU), Alexander NUSSBAUMER (AUT), and Andreas RITZI (CHE).

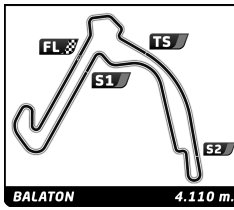


COPPA SHELL & 488 BALATON Race 2

Sector Analysis

Invalidated Lap Personal Best Session Best Crossing the pit lane

Table with columns: Lap, Time, Sector 1, Sector 2, Sector 3, T.Sp, Elapsed. Rows include drivers: John DHILLON (GBR), Henry HASSID (FRA), Thomas GOSTNER (ITA), Ken ABE (JPN), and Christophe HURNI (CHE). Each driver's data is presented in a separate block with their name, team, and a list of 20 laps with sector times and total lap times. Best times are highlighted in green.



COPPA SHELL & 488 BALATON Race 2

Sector Analysis

— Invalidated Lap

■ Personal Best

■ Session Best

B Crossing the pit lane

Lap	Time	Sector 1	Sector 2	Sector 3	T.Spd	Elapsed
20	1:38.837	34.439	37.774	26.624	266.7	32:49.306
177	Fons SCHELTEMA					NLD
Kessel Racing		Ferrari 296 Challenge				
1	1:45.466	38.189	39.752	27.525	248.3	1:45.466
2	1:38.864	33.870	37.443	27.551	259.6	3:24.330
3	1:37.781	33.760	37.217	26.804	267.3	5:02.111
4	1:37.835	33.861	37.136	26.838	265.4	6:39.946
5	1:37.835	33.753	37.158	26.924	266.7	8:17.781
6	1:37.744	33.899	37.361	26.484	266.7	9:55.525
7	1:37.574	33.822	36.958	26.794	265.4	11:33.099
8	1:37.564	33.818	36.969	26.777	265.4	13:10.663
9	1:37.987	33.504	37.490	26.993	262.1	14:48.650
10	1:37.558	33.775	36.973	26.810	262.8	16:26.208
11	1:38.132	34.127	37.122	26.883	266.0	18:04.340
12	1:38.501	34.053	37.556	26.892	266.0	19:42.841
13	1:37.473	33.527	37.207	26.739	266.0	21:20.314
14	1:39.365	34.656	37.323	27.386	264.7	22:59.679
15	1:38.269	33.752	37.618	26.899	264.1	24:37.948
16	1:38.444	33.978	37.057	27.409	255.3	26:16.392
17	1:37.803	34.051	36.999	26.753	264.7	27:54.195
18	1:37.298	33.771	36.873	26.654	264.7	29:31.493
19	1:37.591	33.822	37.031	26.738	266.0	31:09.084
20	1:37.606	33.875	37.187	26.544	264.7	32:46.690

Lap	Time	Sector 1	Sector 2	Sector 3	T.Spd	Elapsed
193	Manuela GOSTNER					ITA
Ineco - Reparto Corse RAM		Ferrari 296 Challenge				
1	1:39.923	35.794	37.332	26.797	262.8	1:39.923
2	1:37.507	33.680	37.102	26.725	262.8	3:17.430
3	1:36.738	33.762	36.575	26.401	264.1	4:54.168
4	1:36.490	33.735	36.286	26.469	265.4	6:30.658
5	1:36.548	33.401	36.660	26.487	264.7	8:07.206
6	1:36.212	33.423	36.367	26.422	264.7	9:43.418
7	1:36.886	33.561	36.664	26.661	264.7	11:20.304
8	1:36.599	33.698	36.298	26.603	264.1	12:56.903
9	1:36.273	33.349	36.375	26.549	265.4	14:33.176
10	1:37.184	33.699	36.490	26.995	264.7	16:10.360
11	1:37.089	34.113	36.522	26.454	264.7	17:47.449
12	1:37.238	33.418	36.925	26.895	264.1	19:24.687
13	1:36.639	33.443	36.530	26.666	265.4	21:01.326
14	1:37.494	33.825	37.017	26.652	265.4	22:38.820
15	1:38.256	33.825	37.902	26.529	266.7	24:17.076
16	1:37.805	33.491	37.825	26.489	266.0	25:54.881
17	1:37.578	33.547	37.194	26.837	266.0	27:32.459
18	2:30.676 B	34.628	52.208	1:03.840	103.5	30:03.135

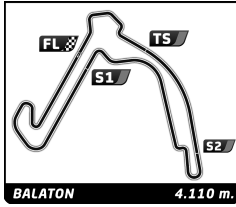
Lap	Time	Sector 1	Sector 2	Sector 3	T.Spd	Elapsed
211	Aleksei KOMAROV					GRC
Scuderia Praha Racing		Ferrari 488 Challenge EVO				
1	1:54.480	42.298	42.340	29.842	240.5	1:54.480
2	1:47.250	36.696	41.239	29.315	245.5	3:41.730
3	1:46.742	36.763	40.546	29.433	240.5	5:28.472
4	1:45.783	36.241	40.758	28.784	251.7	7:14.255
5	1:45.866	36.688	40.719	28.459	251.2	9:00.121
6	1:44.725	36.259	39.978	28.488	251.7	10:44.846
7	1:44.694	36.029	40.097	28.568	252.3	12:29.540
8	1:44.618	35.932	40.053	28.633	252.3	14:14.158
9	1:43.420	35.809	39.242	28.369	252.3	15:57.578

Lap	Time	Sector 1	Sector 2	Sector 3	T.Spd	Elapsed
10	1:43.831	35.521	40.031	28.279	252.3	17:41.409
11	1:46.623	35.295	39.538	31.790	220.4	19:28.032
12	1:48.609	35.385	43.419	29.805	246.0	21:16.641
13	1:47.766	36.002	43.346	28.418	248.3	23:04.407
14	1:45.445	35.970	40.624	28.851	251.7	24:49.852
15	1:46.432	38.429	40.072	27.931	251.7	26:36.284
16	1:44.784	36.265	39.975	28.544	252.9	28:21.068
17	1:42.865	35.988	39.112	27.765	253.5	30:03.933
18	1:43.670	36.170	39.505	27.995	253.5	31:47.603
19	1:44.473	35.882	39.782	28.809	249.4	33:32.076

Lap	Time	Sector 1	Sector 2	Sector 3	T.Spd	Elapsed
227	Tommy LINDROTH					SWE
Gohm Motorsport - Baron Racing Tear		Ferrari 488 Challenge EVO				
1	1:52.593	41.656	41.550	29.387	238.4	1:52.593
2	1:44.997	35.928	40.315	28.754	246.6	3:37.590
3	1:44.538	35.910	40.004	28.624	245.5	5:22.128
4	1:43.773	35.507	39.581	28.685	243.8	7:05.901
5	1:44.118	35.739	39.726	28.653	247.1	8:50.019
6	1:43.520	35.437	39.591	28.492	246.6	10:33.539
7	1:42.692	35.293	39.098	28.301	244.9	12:16.231
8	1:42.711	35.205	38.869	28.637	247.1	13:58.942
9	1:42.126	35.164	38.887	28.075	247.1	15:41.068
10	1:42.119	35.260	38.795	28.064	247.1	17:23.187
11	1:42.063	35.331	38.504	28.228	248.3	19:05.250
12	1:42.754	35.425	38.964	28.365	247.7	20:48.004
13	1:42.780	35.174	39.617	27.989	247.7	22:30.784
14	1:42.267	35.367	38.668	28.232	243.2	24:13.051
15	1:44.177	35.135	40.253	28.789	244.9	25:57.228
16	1:44.409	35.663	39.269	29.477	238.4	27:41.637
17	1:42.890	35.964	38.744	28.182	247.7	29:24.527
18	1:42.974	35.712	39.034	28.228	248.8	31:07.501
19	1:45.502	35.398	41.532	28.572	248.3	32:53.003

Lap	Time	Sector 1	Sector 2	Sector 3	T.Spd	Elapsed
240	Pino FRASCARO					ITA
Rossocorsa		Ferrari 488 Challenge EVO				
1	1:52.167	41.131	41.495	29.541	236.8	1:52.167
2	1:44.772	35.855	40.009	28.908	247.1	3:36.939
3	1:44.712	35.917	39.970	28.825	247.1	5:21.651
4	1:43.639	35.551	39.449	28.639	248.8	7:05.290
5	1:44.334	35.654	39.785	28.895	248.8	8:49.624
6	1:45.062	35.454	40.909	28.699	247.7	10:34.686
7	1:44.554	35.752	39.863	28.939	247.7	12:19.240
8	1:44.625	35.960	40.176	28.489	248.8	14:03.865
9	1:42.811	35.338	38.769	28.704	249.4	15:46.676
10	1:43.210	35.273	39.038	28.899	248.3	17:29.886
11	1:43.875	35.560	39.696	28.619	250.0	19:13.761
12	1:43.638	35.583	39.260	28.795	250.6	20:57.399
13	1:47.354	35.654	42.578	29.122	243.8	22:44.753
14	1:47.323	37.061	41.278	28.984	243.2	24:32.076
15	1:46.190	35.399	40.020	30.771	245.5	26:18.266
16	1:45.465	36.469	40.285	28.711	247.1	28:03.731
17	1:45.053	35.421	39.476	30.156	235.8	29:48.784
18	1:46.141	36.191	41.037	28.913	249.4	31:34.925
19	1:45.387	35.805	40.489	29.093	246.6	33:20.312

Lap	Time	Sector 1	Sector 2	Sector 3	T.Spd	Elapsed
269	Fabrizio FONTANA					ITA
Formula Racing		Ferrari 488 Challenge EVO				



COPPA SHELL & 488 BALATON Race 2

Sector Analysis

Invalidated Lap Personal Best Session Best Crossing the pit lane

Table with 14 columns: Lap, Time, Sector 1, Sector 2, Sector 3, T.Spd, Elapsed, Lap, Time, Sector 1, Sector 2, Sector 3, T.Spd, Elapsed. Contains 20 rows of race data.

289 Niels ZIBRANDTSEN DNK Formula Racing Ferrari 488 Challenge EVO

Table with 7 columns: Lap, Time, Sector 1, Sector 2, Sector 3, T.Spd, Elapsed. Contains 19 rows of driver data for Niels Zibrandtzen.