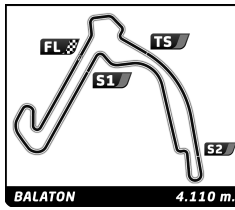


COPPA SHELL & 488 BALATON Race 1

Sector Analysis

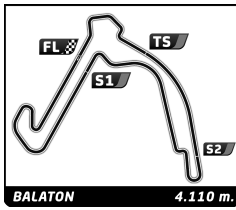
Table with columns: Lap, Time, Sector 1, Sector 2, Sector 3, T.Sp, Elapsed. Rows include driver details (e.g., 105 Motohiko ISOZAKI, 109 Michael MARTIN, 122 Andreas RITZI, 132 Tibor VALINT, 136 Alexander NUSSBAUMER, 151 John DHILLON) and their lap-by-lap performance data.



COPPA SHELL & 488 BALATON Race 1

Sector Analysis

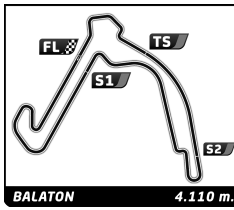
Table with columns: Lap, Time, Sector 1, Sector 2, Sector 3, T.Spd, Elapsed. Includes driver profiles for Thomas GOSTNER, Henry HASSID, Ken ABE, and Christophe HURNI.



COPPA SHELL & 488 BALATON Race 1

Sector Analysis

Table with columns: Lap, Time, Sector 1, Sector 2, Sector 3, T.Spd, Elapsed. Includes driver profiles for Willem VAN DER VORM, Manuela GOSTNER, Aleksei KOMAROV, Tommy LINDROTH, Pino FRASCARO, and Fabrizio FONTANA.



COPPA SHELL & 488
BALATON
Race 1

Sector Analysis

— Invalidated Lap ■ Personal Best ■ Session Best B Crossing the pit lane

| Lap | Time | Sector 1 | Sector 2 | Sector 3 | T.Spd | Elapsed | Lap | Time | Sector 1 | Sector 2 | Sector 3 | T.Spd | Elapsed |
|-----|-----------------|---------------|---------------|---------------|-------|-----------|-----|------|----------|----------|----------|-------|---------|
| 8 | 1:47.231 | 35.429 | 42.774 | 29.028 | 237.9 | 15:22.313 | | | | | | | |
| 9 | 1:44.578 | 35.717 | 40.481 | 28.380 | 250.0 | 17:06.891 | | | | | | | |
| 10 | 1:43.039 | 35.620 | 39.455 | 27.964 | 249.4 | 18:49.930 | | | | | | | |
| 11 | 1:43.075 | 35.350 | 39.297 | 28.428 | 249.4 | 20:33.005 | | | | | | | |
| 12 | 1:43.154 | 35.503 | 39.326 | 28.325 | 247.7 | 22:16.159 | | | | | | | |
| 13 | 1:43.361 | 35.595 | 39.501 | 28.265 | 249.4 | 23:59.520 | | | | | | | |
| 14 | 1:46.729 | 37.009 | 40.815 | 28.905 | 245.5 | 25:46.249 | | | | | | | |
| 15 | 1:47.290 | 36.229 | 41.605 | 29.456 | 231.3 | 27:33.539 | | | | | | | |
| 16 | 1:45.821 | 35.828 | 39.809 | 30.184 | 202.6 | 29:19.360 | | | | | | | |
| 17 | 1:46.975 | 36.109 | 40.914 | 29.952 | 218.6 | 31:06.335 | | | | | | | |
| 18 | 1:47.859 | 37.080 | 41.588 | 29.191 | 239.5 | 32:54.194 | | | | | | | |

| 289 Niels ZIBRANDTSEN | | DNK | | | | | | | | | | | |
|-----------------------|-------------------|---------------------------|---------------|---------------|-------|-----------|--|--|--|--|--|--|--|
| Formula Racing | | Ferrari 488 Challenge EVO | | | | | | | | | | | |
| 1 | 1:54.638 | 40.543 | 43.168 | 30.927 | 218.2 | 1:54.638 | | | | | | | |
| 2 | 2:01.470 B | 37.997 | 43.275 | 40.198 | 209.7 | 3:56.108 | | | | | | | |
| 3 | 2:53.101 | 1:41.472 | 41.840 | 29.789 | 239.5 | 6:49.209 | | | | | | | |
| 4 | 1:46.772 | 36.685 | 40.954 | 29.133 | 243.2 | 8:35.981 | | | | | | | |
| 5 | 1:45.404 | 36.105 | 40.159 | 29.140 | 234.3 | 10:21.385 | | | | | | | |
| 6 | 1:46.260 | 36.553 | 40.235 | 29.472 | 235.8 | 12:07.645 | | | | | | | |
| 7 | 1:46.030 | 36.383 | 40.335 | 29.312 | 242.7 | 13:53.675 | | | | | | | |
| 8 | 1:45.883 | 36.524 | 40.124 | 29.235 | 234.3 | 15:39.558 | | | | | | | |
| 9 | 1:44.271 | 36.128 | 39.369 | 28.774 | 242.7 | 17:23.829 | | | | | | | |
| 10 | 1:46.713 | 37.423 | 40.810 | 28.480 | 236.8 | 19:10.542 | | | | | | | |
| 11 | 1:44.842 | 36.235 | 39.834 | 28.773 | 247.1 | 20:55.384 | | | | | | | |
| 12 | 1:45.602 | 36.357 | 39.469 | 29.776 | 241.6 | 22:40.986 | | | | | | | |
| 13 | 1:43.678 | 36.001 | 38.929 | 28.748 | 244.3 | 24:24.664 | | | | | | | |
| 14 | 1:44.304 | 35.665 | 39.553 | 29.086 | 234.3 | 26:08.968 | | | | | | | |
| 15 | 1:45.060 | 36.662 | 39.573 | 28.825 | 245.5 | 27:54.028 | | | | | | | |
| 16 | 1:43.606 | 35.888 | 39.399 | 28.319 | 244.3 | 29:37.634 | | | | | | | |
| 17 | <u>1:44.934</u> | <u>35.878</u> | 40.732 | 28.324 | 243.2 | 31:22.568 | | | | | | | |
| 18 | 1:43.563 | 36.241 | 39.207 | 28.115 | 249.4 | 33:06.131 | | | | | | | |