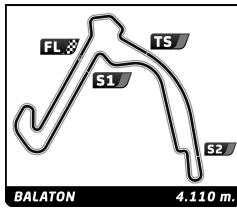


TROFEO PIRELLI BALATON Free Practice

Sector Analysis

— Invalidated Lap ■ Personal Best ■ Session Best B Crossing the pit lane

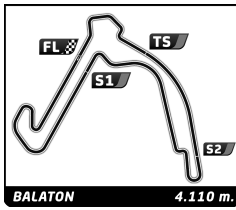
Lap	Time	Sector 1	Sector 2	Sector 3	T.Spd	Elapsed	Lap	Time	Sector 1	Sector 2	Sector 3	T.Spd	Elapsed
2 Giacomo ALTOÉ													
Emil Frey Racing							ITA						
Ferrari 296 Challenge													
1	10:25.509	8:56.852	49.865	38.792	163.9	10:25.509	14	1:35.177	33.105	36.099	25.973	268.7	54:43.970
2	1:58.805	38.981	45.342	34.482	218.6	12:24.314	15	1:34.517	33.021	35.766	25.730	268.7	56:18.487
3	1:44.579	36.436	39.977	28.166	261.5	14:08.893	16	1:35.071	33.067	36.003	26.001	268.7	57:53.558
4	1:58.414B	37.965	43.453	36.996	224.1	16:07.307	17	1:50.074B	33.584	38.815	37.675	202.6	59:43.632
5	11:33.569	...	42.035	27.550	248.3	27:40.876	5 Laura VILLARS						
6	1:37.016	34.635	36.427	25.954	267.3	29:17.892	Zénith Scuderia						
7	1:35.176	33.337	35.895	25.944	268.7	30:53.068	Ferrari 296 Challenge						
8	1:34.587	33.142	35.632	25.813	270.0	32:27.655	1	13:59.664	...	42.886	30.190	230.3	13:59.664
9	1:35.455	32.985	35.867	26.603	264.7	34:03.110	2	1:46.116	37.131	40.424	28.561	261.5	15:45.780
10	1:35.109	32.974	36.250	25.885	270.0	35:38.219	3	1:45.570	36.775	40.319	28.476	260.2	17:31.350
11	1:34.935	32.981	35.906	26.048	270.0	37:13.154	4	2:07.928B	46.506	41.751	39.671	260.2	19:39.278
12	1:42.768B	33.125	36.056	33.587	269.3	38:55.922	5	13:41.930	...	40.506	27.131	263.4	33:21.208
13	10:49.663	9:43.667	38.810	27.186	242.7	49:45.585	6	1:38.301	34.772	37.200	26.329	266.0	34:59.509
14	1:35.935	33.709	36.150	26.076	260.9	51:21.520	7	1:36.928	33.803	36.800	26.325	267.3	36:36.437
15	1:34.412	32.928	35.750	25.734	267.3	52:55.932	8	1:37.306	34.102	36.713	26.491	267.3	38:13.743
16	1:34.361	32.876	35.677	25.808	269.3	54:30.293	9	1:48.488B	34.504	36.837	37.147	267.3	40:02.231
17	1:34.192	32.984	35.460	25.748	269.3	56:04.485	10	3:46.242	2:42.464	37.092	26.686	266.7	43:48.473
18	1:43.459B	33.301	35.773	34.385	261.5	57:47.944	11	1:37.402	33.997	36.715	26.690	267.3	45:25.875
3 Max MUGELLI													
CDP - Eureka Competition							ITA						
Ferrari 296 Challenge													
1	31:55.717	...	47.566	31.719	206.9	31:55.717	12	2:17.671B	1:06.149	38.135	33.387	267.3	47:43.546
2	1:47.921	36.333	39.160	32.428	157.2	33:43.638	13	6:18.225	5:02.714	41.343	34.168	251.7	54:01.771
3	1:37.703	34.032	36.909	26.762	268.0	35:21.341	14	1:43.211	38.887	37.850	26.474	266.7	55:44.982
4	1:36.702	33.632	36.866	26.204	270.0	36:58.043	15	1:37.223	33.494	37.013	26.716	266.7	57:22.205
5	1:39.082	34.127	38.291	26.664	266.0	38:37.125	16	1:37.046	33.710	37.213	26.123	267.3	58:59.251
6	1:36.914	33.789	36.470	26.655	270.0	40:14.039	17	1:36.255	33.646	36.352	26.257	266.7	1:00:35.506
7	1:36.224	33.513	36.442	26.269	270.0	41:50.263	10 Kim ERIKSEN						
8	1:50.473B	33.827	37.794	38.852	230.8	43:40.736	DNK						
9	4:01.100	2:41.918	48.728	30.454	240.0	47:41.836	Formula Racing						
10	1:46.609	34.979	42.159	29.471	266.0	49:28.445	Ferrari 296 Challenge						
11	1:35.847	33.473	36.287	26.087	270.7	51:04.292	1	6:12.771	4:55.130	45.424	32.217	210.1	6:12.771
12	1:35.686	33.216	36.558	25.912	270.0	52:39.978	2	1:54.408	40.614	43.197	30.597	224.1	8:07.179
13	1:37.200	33.178	36.321	27.701	268.0	54:17.178	3	1:52.185	38.354	42.193	31.638	224.1	9:59.364
14	1:35.345	33.165	36.215	25.965	270.7	55:52.523	4	1:52.491	37.974	43.056	31.461	213.0	11:51.855
15	1:45.272	34.962	40.592	29.718	171.2	57:37.795	5	2:01.995B	38.108	43.682	40.205	216.4	13:53.850
16	1:37.502	33.052	37.988	26.462	268.7	59:15.297	6	7:53.998	6:23.677	55.352	34.969	202.2	21:47.848
17	2:02.123B	33.501	45.222	43.400	201.9	1:01:17.420	7	1:54.407	40.092	44.515	29.800	231.8	23:42.255
4 Andrew MORROW													
Charles Hurst							GBR						
Ferrari 296 Challenge													
1	4:55.552	3:33.309	48.714	33.529	192.9	4:55.552	8	1:45.220	36.992	40.291	27.937	262.1	25:27.475
2	1:51.011	40.270	41.637	29.104	238.4	6:46.563	9	1:43.608	36.049	39.399	28.160	262.1	27:11.083
3	1:47.051	37.594	40.613	28.844	253.5	8:33.614	10	1:44.555	35.392	41.353	27.810	264.1	28:55.638
4	1:46.208	37.226	40.440	28.542	254.1	10:19.822	11	1:42.846	36.224	38.998	27.624	261.5	30:38.484
5	1:46.460	37.256	40.766	28.438	254.7	12:06.282	12	1:40.223	34.579	38.089	27.555	263.4	32:18.707
6	1:47.081	36.596	41.623	28.862	254.7	13:53.363	13	1:41.234	35.154	38.193	27.887	265.4	33:59.941
7	1:58.717B	37.209	40.856	40.652	240.5	15:52.080	14	1:51.782B	34.670	41.119	35.993	263.4	35:51.723
8	25:52.792	...	44.996	30.506	223.6	41:44.872	15	4:09.421	3:02.770	39.075	27.576	264.1	40:01.144
9	1:40.905	35.418	38.250	27.237	265.4	43:25.777	16	1:39.007	34.228	37.685	27.094	264.1	41:40.151
10	1:52.455B	37.232	39.452	35.771	262.1	45:18.232	17	1:39.690	34.263	38.394	27.033	264.7	43:19.841
11	4:37.237	3:27.221	42.101	27.915	263.4	49:55.469	18	1:40.259	34.171	37.802	28.286	264.7	45:00.100
12	1:37.567	34.425	36.843	26.299	268.0	51:33.036	19	1:39.815	34.644	38.070	27.101	266.0	46:39.915
13	1:35.757	33.634	36.133	25.990	270.0	53:08.793	20	1:38.928	34.172	37.462	27.294	265.4	48:18.843
11 Herbert GEISS													
Maranello Motors							DEU						
Ferrari 296 Challenge													
21	1:39.445	34.141	37.847	27.457	264.7	49:58.288	22	1:38.715	34.009	37.746	26.960	267.3	51:37.003
22	1:39.337	33.976	37.986	27.375	266.0	53:16.340	23	1:39.337	33.976	37.986	27.375	266.0	53:16.340
24	1:45.315	37.724	39.995	27.596	265.4	55:01.655	24	1:45.315	37.724	39.995	27.596	265.4	55:01.655
25	1:39.968	34.409	38.314	27.245	264.7	56:41.623	25	1:39.968	34.409	38.314	27.245	264.7	56:41.623
26	1:40.050	34.300	38.544	27.206	256.5	58:21.673	26	1:40.050	34.300	38.544	27.206	256.5	58:21.673
27	1:53.692B	34.103	37.482	42.107	266.0	1:00:15.365	27	1:53.692B	34.103	37.482	42.107	266.0	1:00:15.365



TROFEO PIRELLI BALATON Free Practice

Sector Analysis

Table with columns: Lap, Time, Sector 1, Sector 2, Sector 3, T.Spd, Elapsed. Includes driver profiles for James OWEN, Giammarco MARZIALETTI, David AKHOBADZE, and Marco ZANASI.



TROFEO PIRELLI BALATON Free Practice

Sector Analysis

Invalidated Lap

Personal Best

Session Best

Crossing the pit lane

Table with 7 columns: Lap, Time, Sector 1, Sector 2, Sector 3, T.Spd, Elapsed. Rows 13-25.

Table for driver 71 Otto BLANK. Includes driver name, team, and lap data (1-19).

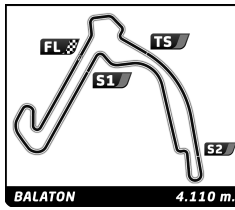
Table for driver 77 Ruslan SADREEV. Includes driver name, team, and lap data (1-19).

Table for driver 85 Hanno LASKOWSKI. Includes driver name, team, and lap data (1-15).

Table for driver 86 Bence VALINT. Includes driver name, team, and lap data (1-17).

Table for driver 88 Amin AREPFOUR. Includes driver name, team, and lap data (1-9).

Table for driver 89 Claus ZIBRANDTSEN. Includes driver name, team, and lap data (1-4).



TROFEO PIRELLI
BALATON
Free Practice

Sector Analysis

_ Invalidated Lap							■ Personal Best		■ Session Best		■ Crossing the pit lane		
Lap	Time	Sector 1	Sector 2	Sector 3	T.Spd	Elapsed	Lap	Time	Sector 1	Sector 2	Sector 3	T.Spd	Elapsed
5	1:45.677	36.681	39.997	28.999	249.4	15:41.549	5	2:06.825 B	39.899	44.590	42.336	148.8	11:52.179
6	1:55.722 B	36.867	40.087	38.768	255.3	17:37.271	6	13:39.488	...	46.538	31.337	223.6	25:31.667
7	9:18.521	8:05.286	43.849	29.386	231.3	26:55.792	7	1:42.470	36.054	39.260	27.156	262.1	27:14.137
8	1:41.843	35.863	38.784	27.196	263.4	28:37.635	8	1:38.531	33.701	38.233	26.597	264.7	28:52.668
9	<u>1:38.361</u>	34.174	37.558	<u>26.629</u>	264.7	30:15.996	9	1:36.722	33.917	36.482	26.323	266.0	30:29.390
10	1:39.422	34.140	36.990	28.292	253.5	31:55.418	10	1:35.605	33.403	36.026	26.176	267.3	32:04.995
11	<u>1:36.775</u>	33.699	<u>36.624</u>	26.452	268.0	33:32.193	11	1:36.156	33.597	36.081	26.478	269.3	33:41.151
12	1:35.753	33.497	36.261	25.995	269.3	35:07.946	12	1:36.349	33.452	36.306	26.591	269.3	35:17.500
13	<u>1:35.401</u>	33.278	35.996	<u>26.127</u>	268.7	36:43.347	13	<u>1:35.715</u>	33.378	36.186	<u>26.151</u>	267.3	36:53.215
14	<u>1:46.008 B</u>	33.650	<u>36.516</u>	<u>35.842</u>	268.0	38:29.355	14	1:36.444	33.765	36.425	26.254	266.7	38:29.659
15	4:08.164	2:56.613	42.037	29.514	234.3	42:37.519	15	1:36.360	33.733	36.223	26.404	268.0	40:06.019
16	<u>1:38.787</u>	35.591	37.140	<u>26.056</u>	268.0	44:16.306	16	1:38.209	33.729	36.849	27.631	264.7	41:44.228
17	<u>1:34.558</u>	33.220	<u>35.671</u>	<u>25.667</u>	269.3	45:50.864	17	2:06.125 B	43.351	42.206	40.568	173.4	43:50.353
18	<u>1:35.657</u>	33.379	36.601	<u>25.677</u>	268.0	47:26.521	18	5:26.791	4:13.463	41.892	31.436	204.5	49:17.144
19	<u>1:39.038</u>	34.356	37.613	<u>27.069</u>	239.5	49:05.559	19	1:37.742	35.102	36.507	26.133	264.7	50:54.886
20	1:35.823	33.315	36.777	25.731	269.3	50:41.382	20	1:39.321	33.564	36.605	29.152	251.2	52:34.207
21	1:34.916	33.136	36.035	25.745	269.3	52:16.298	21	1:41.261	33.384	39.297	28.580	257.8	54:15.468
22	<u>1:47.413 B</u>	33.012	<u>38.625</u>	<u>35.776</u>	243.2	54:03.711	22	1:35.454	33.334	35.876	26.244	268.0	55:50.922
23	<u>2:40.538</u>	1:38.765	36.082	<u>25.691</u>	267.3	56:44.249	23	1:35.711	33.401	36.316	25.994	267.3	57:26.633
24	<u>1:35.549</u>	33.107	36.746	<u>25.696</u>	268.0	58:19.798	24	1:35.165	33.207	35.875	26.083	268.0	59:01.798
25	1:52.095	33.069	35.426	43.600	269.3	1:00:11.893	25	1:35.502	33.494	35.935	26.073	266.7	1:00:37.300

91	Philipp BARON	AUT				
Gohm Motorsport - Baron Racing Tear		Ferrari 296 Challenge				
1	2:01.619	47.086	44.843	29.690	233.3	2:01.619
2	1:55.637 B	36.913	39.692	39.032	259.0	3:57.256
3	5:23.330	4:05.529	46.456	31.345	208.1	9:20.586
4	1:48.278	39.186	40.331	28.761	236.8	11:08.864
5	1:42.527	36.389	38.068	28.070	242.7	12:51.391
6	1:41.159	35.823	37.810	27.526	250.6	14:32.550
7	1:38.999	34.811	37.156	27.032	258.4	16:11.549
8	1:37.131	34.183	36.350	26.598	260.9	17:48.680
9	1:38.463	35.175	36.763	26.525	262.8	19:27.143
10	1:43.368 B	33.498	36.385	33.485	263.4	21:10.511
11	7:40.515	6:31.164	41.618	27.733	259.0	28:51.026
12	1:36.272	34.043	36.170	26.059	264.1	30:27.298
13	1:35.488	33.344	35.963	26.181	262.1	32:02.786
14	<u>1:35.811</u>	34.023	35.648	<u>26.140</u>	268.0	33:38.597
15	1:35.071	33.341	35.729	26.001	267.3	35:13.668
16	1:34.875	33.153	35.802	25.920	266.7	36:48.543
17	1:42.719 B	33.381	35.610	33.728	265.4	38:31.262
18	<u>5:51.549</u>	4:49.442	36.139	<u>25.968</u>	265.4	44:22.811
19	1:35.239	33.589	35.673	25.977	266.7	45:58.050
20	1:34.573	33.271	35.460	25.842	266.7	47:32.623
21	<u>1:48.621 B</u>	34.975	38.903	<u>34.743</u>	233.8	49:21.244
22	4:25.179	3:22.205	36.944	26.030	264.1	53:46.423
23	1:34.629	33.168	35.454	26.007	264.1	55:21.052
24	1:34.461	32.979	35.328	26.154	265.4	56:55.513
25	1:34.490	33.172	35.389	25.929	265.4	58:30.003
26	1:35.805	33.180	35.704	26.921	264.7	1:00:05.808

92	Hendrik VIOL	CZE				
Scuderia Praha Racing		Ferrari 296 Challenge				
1	4:29.622	3:15.387	44.315	29.920	232.8	4:29.622
2	1:45.747	36.872	40.242	28.633	259.6	6:15.369
3	1:45.562	36.880	39.827	28.855	259.6	8:00.931
4	1:44.423	36.490	39.654	28.279	257.1	9:45.354