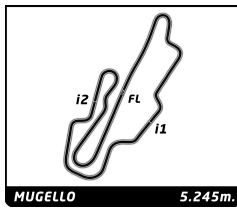


FINALE MONDIALE TROFEO PIRELLI & PIRE
MUGELLO
World Final

Sector Analysis

Invalidated Lap Personal Best Session Best Crossing the pit lane

Table with columns: Lap, Time, Sector 1, Sector 2, Sector 3, T.Sp, Elapsed. Rows include drivers: Franz ENGSTLER, Max MUGELLI, Adrian SUTIL, Mohamed HAMDY, Nicolò ROSI, Danilo DEL FAVERO, Kim ERIKSEN, Giammarco MARZIALETTI, Nobuhiro IMADA.



FINALE MONDIALE TROFEO PIRELLI & PIRE MUGELLO World Final

Sector Analysis

Invalidated Lap Personal Best Session Best Crossing the pit lane

Table with 14 columns: Lap, Time, Sector 1, Sector 2, Sector 3, T.Spd, Elapsed. Rows 9-11.

Driver 19 Eliseo DONNO. Table with 7 columns: Lap, Time, Sector 1, Sector 2, Sector 3, T.Spd, Elapsed. Rows 1-11.

Driver 21 Szymon LADNIAK. Table with 7 columns: Lap, Time, Sector 1, Sector 2, Sector 3, T.Spd, Elapsed. Rows 1-11.

Driver 26 James OWEN. Table with 7 columns: Lap, Time, Sector 1, Sector 2, Sector 3, T.Spd, Elapsed. Rows 1-11.

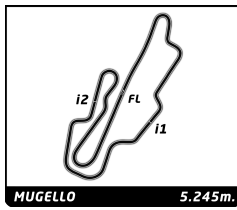
Driver 44 Andrew MORROW. Table with 7 columns: Lap, Time, Sector 1, Sector 2, Sector 3, T.Spd, Elapsed. Rows 1-9.

Driver 47 Andreas BOGH-SORENSEN. Table with 7 columns: Lap, Time, Sector 1, Sector 2, Sector 3, T.Spd, Elapsed. Rows 1-11.

Driver 69 Marco ZANASI. Table with 7 columns: Lap, Time, Sector 1, Sector 2, Sector 3, T.Spd, Elapsed. Rows 1-11.

Driver 71 Otto BLANK. Table with 7 columns: Lap, Time, Sector 1, Sector 2, Sector 3, T.Spd, Elapsed. Rows 1-11.

Driver 73 Thomas FLEMING. Table with 7 columns: Lap, Time, Sector 1, Sector 2, Sector 3, T.Spd, Elapsed. Rows 1-10.



FINALE MONDIALE TROFEO PIRELLI & PIRE
MUGELLO
World Final

Sector Analysis

Invalidated Lap

Personal Best

Session Best

Crossing the pit lane

Table with columns: Lap, Time, Sector 1, Sector 2, Sector 3, T.Sp, Elapsed. Row 1: 1 1:51.930 37.963 34.790 39.177 270.4 29:36.596

Driver 77 Ruslan SADREEV (GRD) Scuderia Praha Ferrari 488 Challenge EVO. Lap 1: 51:07.834 B, 2: 2:06.013, 3: 2:32.030, 4: 3:13.013, 5: 2:02.171, 6: 2:01.323, 7: 2:02.993, 8: 2:11.361, 9: 2:54.436, 10: 2:02.182, 11: 2:07.315

Driver 81 Nick HALLE (DEU) Riller & Schnauk Ferrari 488 Challenge EVO. Lap 1: 51:09.300 B, 2: 2:10.938, 3: 2:26.246, 4: 3:13.454, 5: 2:11.027, 6: 2:11.704, 7: 2:13.676, 8: 2:17.457, 9: 2:18.970, 10: 2:09.112, 11: 2:12.068

Driver 85 Hanno LASKOWSKI (DEU) Emil Frey Sportivo Ferrari 488 Challenge EVO. Lap 1: 51:01.171 B, 2: 1:58.029, 3: 2:29.923, 4: 3:23.560, 5: 1:59.119, 6: 1:56.965, 7: 1:57.340, 8: 2:05.831, 9: 3:12.915, 10: 1:57.450, 11: 1:59.635

Driver 88 Amin AREFFOUR (DEU) Riller & Schnauk Ferrari 488 Challenge EVO. Lap 1: 51:07.004 B, 2: 2:03.150, 3: 2:34.800, 4: 3:13.374, 5: 2:01.743, 6: 2:03.431, 7: 2:03.128, 8: 2:19.627, 9: 2:45.512, 10: 2:04.240, 11: 2:05.080

Table with columns: Lap, Time, Sector 1, Sector 2, Sector 3, T.Sp, Elapsed. Row 1: 1 50:59.662 B, 2: 1:58.582, 3: 2:30.195, 4: 3:23.991, 5: 1:58.359, 6: 1:56.637, 7: 1:57.261

Driver 204 Tony DAVIS (USA) Continental AutoSports Ferrari 488 Challenge EVO. Lap 1: 50:59.662 B, 2: 1:58.582, 3: 2:30.195, 4: 3:23.991, 5: 1:58.359, 6: 1:56.637, 7: 1:57.261

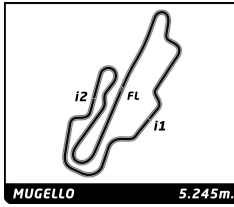
Driver 205 Michael MATHES (CAN) Ferrari of Central New Jersey Ferrari 488 Challenge EVO. Lap 1: 51:05.006 B, 2: 1:59.908, 3: 2:37.564, 4: 3:14.801, 5: 1:58.109, 6: 1:58.585, 7: 2:00.090, 8: 2:07.869, 9: 3:06.956, 10: 1:59.179, 11: 1:57.634

Driver 209 Justin ROTHBERG (USA) Ferrari of Palm Beach Ferrari 488 Challenge EVO. Lap 1: 50:58.227 B, 2: 1:58.582, 3: 2:30.195, 4: 3:23.991, 5: 1:58.359, 6: 1:56.637, 7: 1:57.261

Driver 213 Marc MUZZO (CAN) Ferrari of Ontario Ferrari 488 Challenge EVO. Lap 1: 50:55.854 B, 2: 1:55.275, 3: 2:29.892, 4: 3:29.440, 5: 1:55.584, 6: 1:55.296, 7: 1:55.284, 8: 2:10.298, 9: 3:15.296, 10: 1:55.729, 11: 1:56.021

Driver 222 Michael PORTER (USA) Ferrari of Seattle Ferrari 488 Challenge EVO. Lap 1: 50:58.954 B, 2: 1:58.925, 3: 2:29.014, 4: 3:24.721, 5: 1:58.776, 6: 1:56.730, 7: 1:57.438

Driver 233 Omar BALKISSOON (USA) Ferrari of Fort Lauderdale Ferrari 488 Challenge EVO. Lap 1: 51:01.836 B, 2: 1:57.845, 3: 2:30.195, 4: 3:23.991, 5: 1:58.359, 6: 1:56.637, 7: 1:57.261



FINALE MONDIALE TROFEO PIRELLI & PIRE  
MUGELLO  
World Final

Sector Analysis

— Invalidated Lap    ■ Personal Best    ■ Session Best    B Crossing the pit lane

Lap	Time	Sector 1	Sector 2	Sector 3	T.Spd	Elapsed	Lap	Time	Sector 1	Sector 2	Sector 3	T.Spd	Elapsed
3	2:30.160	43.938	46.891	59.331	274.5	11:22.001							
4	3:23.033	53.857	1:08.446	1:20.730	166.7	14:45.034							
5	1:58.379	40.586	36.852	40.941	268.4	16:43.413							
6	1:56.621	39.839	<b>36.381</b>	<u>40.401</u>	271.8	18:40.034							
7	<b>1:57.221</b>	39.891	36.643	40.687	269.1	20:37.255							
8	2:06.345	<b>39.811</b>	37.081	49.453	271.8	22:43.600							
9	3:12.699	1:02.576	59.030	1:11.093	163.2	25:56.299							
10	<u>1:57.817</u>	40.324	36.868	<u>40.625</u>	271.1	27:54.116							
11	<u>2:00.017</u>	40.207	37.616	<u>42.194</u>	271.8	29:54.133							

**271** Brian KAMINSKEY USA  
Ferrari of Long Island Ferrari 488 Challenge EVO

1	51:03.585 B	...	59.301	54.770		6:55.745							
2	<u>1:59.404</u>	41.331	<u>37.156</u>	<b>40.917</b>	273.2	8:55.149							
3	2:34.464	45.640	47.127	1:01.697	270.4	11:29.613							
4	3:18.600	52.212	1:08.908	1:17.480	159.9	14:48.213							
5	<b>1:58.364</b>	<b>39.881</b>	37.543	40.940	269.1	16:46.577							
6	1:58.758	40.178	<b>37.264</b>	41.316	269.1	18:45.335							
7	<u>1:59.994</u>	40.384	38.076	<u>41.534</u>	267.8	20:45.329							
8	2:07.402	42.034	41.753	43.615	269.8	22:52.731							
9	3:07.074	59.446	58.587	1:09.041	207.9	25:59.805							
10	<u>2:01.498</u>	40.607	38.526	<u>42.365</u>	272.5	28:01.303							
11	2:04.627	41.404	39.942	43.281	272.5	30:05.930							

**288** Custodio TOLEDO BRA  
The Collection Ferrari 488 Challenge EVO

1	50:59.348 B	...	58.126	59.887		6:51.508							
2	1:58.548	39.977	36.792	41.779	272.5	8:50.056							
3	2:29.952	44.318	46.942	58.692	265.2	11:20.008							
4	3:23.955	54.065	1:08.041	1:21.849	182.1	14:43.963							
5	1:57.923	40.494	36.983	40.446	269.1	16:41.886							
6	<b>1:55.321</b>	<b>39.140</b>	<b>36.076</b>	<b>40.105</b>	270.4	18:37.207							
7	1:56.617	39.413	36.783	40.421	269.8	20:33.824							
8	<u>2:08.763</u>	<u>39.687</u>	38.906	50.170	269.8	22:42.587							
9	3:13.026	1:02.372	58.688	1:11.966	165.2	25:55.613							
10	1:58.134	40.056	36.875	41.203	272.5	27:53.747							
11	1:59.152	40.215	37.780	41.157	271.1	29:52.899							

**298** Mckade WANG CAN  
Ferrari of Vancouver Ferrari 488 Challenge EVO

1	51:00.869 B	...	58.925	59.334		6:53.029							
2	1:58.177	40.262	36.672	41.243	269.1	8:51.206							
3	2:31.814	45.222	47.209	59.383	269.1	11:23.020							
4	3:22.145	53.790	1:08.343	1:20.012	171.8	14:45.165							
5	1:58.514	41.113	36.655	<u>40.746</u>	270.4	16:43.679							
6	<b>1:56.951</b>	40.037	<b>36.533</b>	40.381	273.2	18:40.630							
7	1:57.271	39.691	36.791	40.789	271.8	20:37.901							
8	2:23.955	1:00.521	39.429	44.005	271.8	23:01.856							
9	3:00.554	54.803	56.827	1:08.924	268.4	26:02.410							
10	<u>1:59.106</u>	<b>39.480</b>	37.578	<u>42.048</u>	270.4	28:01.516							
11	<u>1:56.873</u>	40.063	<u>36.535</u>	<b>40.275</b>	274.5	29:58.389							