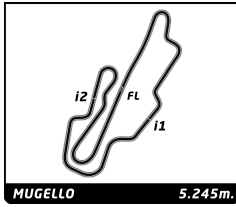


FINALE MONDIALE TROFEO PIRELLI & PIRE  
MUGELLO  
FM Qualifying

Sector Analysis

— Invalidated Lap    ■ Personal Best    ■ Session Best    ■ Crossing the pit lane

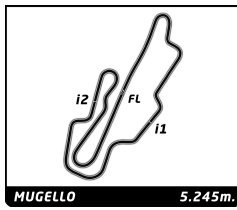
Lap	Time	Sector 1	Sector 2	Sector 3	T.Sp	Elapsed	Lap	Time	Sector 1	Sector 2	Sector 3	T.Sp	Elapsed	
<b>1</b> Franz ENGSTLER DEU Charles Pozzi GT Racing Ferrari 488 Challenge EVO							12	1:55.199	39.064	34.899	41.236	267.8	40:46.114	
1	2:31.717	1:08.412	40.877	42.428	138.7	2:31.717	13	<u>1:52.365</u>	38.229	<u>35.037</u>	39.099	268.4	42:38.479	
2	<u>1:57.884</u>	40.529	36.964	<u>40.391</u>	265.2	4:29.601	<b>7</b> Mohamed HAMDY EGY Ezz Elarab Automotive Company Ferrari 488 Challenge EVO							
3	<u>1:52.495</u>	<b>38.014</b>	35.142	39.339	267.1	6:22.096	1	3:41.973	1:56.268	55.263	50.442	84.7	3:41.973	
4	<u>1:57.889</u>	38.379	38.105	41.405	270.4	8:19.985	2	<u>1:59.541</u>	40.970	<u>38.361</u>	40.210	263.2	5:41.514	
5	<u>1:58.700</u>	38.303	39.881	40.516	267.1	10:18.685	3	1:55.666	<b>39.172</b>	35.972	40.522	265.8	7:37.180	
6	<u>3:33.476</u> B	49.769			232.3	13:52.161	4	1:56.123	39.320	36.061	40.742	263.9	9:33.303	
7	2:21.493	57.951	39.826	43.716	129.4	16:13.654	5	<u>3:59.448</u> B	40.080			262.6	13:32.751	
8	2:05.128	40.748	39.646	44.734	258.2	18:18.782	6	2:35.957	1:07.131	42.962	45.864	101.5	16:08.708	
9	<u>1:52.481</u>	<u>38.149</u>	34.986	39.346	269.1	20:11.263	7	1:56.445	40.234	35.716	40.495	262.0	18:05.153	
10	15:18.889	B	39.545	37.978	...	271.8	35:30.152	8	<b>1:54.871</b>	39.234	<b>35.502</b>	<b>40.135</b>	265.8	20:00.024
11	2:20.066	54.208	38.519	47.339	137.8	37:50.218	9	15:27.475	B	39.616	35.592	...	269.8	35:27.499
12	<b>1:52.296</b>	38.899	<b>34.368</b>	<b>39.029</b>	268.4	39:42.514	10	2:19.968	55.876	36.678	47.414	132.3	37:47.467	
13	1:52.552	38.070	34.907	39.575	269.1	41:35.066	11	<u>2:07.962</u> B	59.245			245.4	39:55.429	
<b>2</b> Yudai UCHIDA JPN Rosso Scuderia Ferrari 488 Challenge EVO							<b>8</b> Nicolò ROSI CHE Kessel Racing Ferrari 488 Challenge EVO							
1	2:41.485	1:06.844	47.328	47.313	129.7	2:41.485	1	7:19.012	5:46.173	45.365	47.474	141.0	7:19.012	
2	2:13.942	45.653	42.905	45.384	257.6	4:55.427	2	<u>2:02.014</u>	40.657	<u>38.484</u>	42.873	264.5	9:21.026	
3	1:52.937	38.790	35.328	<b>38.819</b>	269.8	6:48.364	3	<u>4:14.221</u> B	<u>39.530</u>	41.119	2:53.572	265.8	13:35.247	
4	1:53.386	38.052	35.945	39.389	269.8	8:41.750	4	<u>2:19.663</u>	54.782	<u>38.020</u>	46.861	99.7	15:54.910	
5	13:02.810	B	38.208	35.235	...	273.2	21:44.560	5	<u>1:54.945</u>	39.144	<u>35.914</u>	<u>39.887</u>	266.5	17:49.855
6	15:32.058	...	38.562	41.137	146.3	37:16.618	6	<u>1:58.790</u>	39.149	37.904	<u>41.737</u>	269.8	19:48.645	
7	2:02.286	45.827	37.189	39.270	203.6	39:18.904	7	<u>15:26.414</u> B	<u>40.358</u>	38.307	...	267.8	35:15.059	
8	1:52.340	38.020	35.290	39.030	273.2	41:11.244	8	2:18.684	55.054	38.281	45.349	161.3	37:33.743	
9	<b>1:51.898</b>	<b>37.984</b>	<b>34.993</b>	38.921	273.9	43:03.142	9	<u>1:55.220</u>	<b>39.119</b>	<b>35.950</b>	<u>40.151</u>	269.8	39:28.963	
<b>3</b> Max MUGELLI ITA CDP - Eureka Competition Ferrari 488 Challenge EVO							10	<b>1:55.310</b>	39.205	36.165	<b>39.940</b>	268.4	41:24.273	
1	<u>2:25.104</u>	1:03.809	<u>38.962</u>	42.333	129.6	2:25.104	<b>9</b> Danilo DEL FAVERO DEU Penske Sportwagen Hamburg Ferrari 488 Challenge EVO							
2	2:08.301	40.811	45.867	41.623	266.5	4:33.405	1	3:19.557	1:44.106	47.884	47.567	125.1	3:19.557	
3	<u>1:54.227</u>	38.905	35.912	39.410	269.8	6:27.632	2	1:57.827	41.363	36.036	40.428	255.2	5:17.384	
4	1:53.980	38.736	35.631	39.613	269.8	8:21.612	3	<u>1:55.352</u>	38.743	35.859	40.750	266.5	7:12.736	
5	<u>5:26.851</u> B	38.628	39.508	4:08.715	273.2	13:48.463	4	<b>1:53.490</b>	38.504	<b>35.386</b>	<b>39.600</b>	267.8	9:06.226	
6	2:22.985	56.524	42.263	44.198	161.1	16:11.448	5	5:05.712	B	39.095	42.628	3:43.989	270.4	14:11.938
7	2:05.999	41.532	40.198	44.269	268.4	18:17.447	6	2:28.766	1:01.336	44.033	43.397	131.9	16:40.704	
8	1:53.529	38.506	35.628	<b>39.395</b>	272.5	20:10.976	7	<u>1:56.238</u>	39.473	<u>36.014</u>	40.751	264.5	18:36.942	
9	15:17.313	B	38.587	35.411	...	273.9	35:28.289	8	<u>1:54.262</u>	<b>38.441</b>	<u>35.577</u>	40.244	267.8	20:31.204
10	2:17.068	53.888	36.637	46.543	136.8	37:45.357	9	15:15.518	B	38.554	43.873	...	268.4	35:46.722
11	<b>1:53.301</b>	<b>38.457</b>	<b>35.372</b>	39.472	271.8	39:38.658	10	2:27.919	53.432	41.921	52.566	169.1	38:14.641	
12	1:55.803	38.754	36.657	40.392	272.5	41:34.461	<b>10</b> Kim ERIKSEN DNK Formula Racing Ferrari 488 Challenge EVO							
<b>5</b> Adrian SUTIL DEU Gohm - Baron Motorsport Ferrari 488 Challenge EVO							1	3:23.894	1:44.952	50.162	48.780	124.7	3:23.894	
1	4:12.299	2:45.676	42.984	43.639	146.9	4:12.299	2	2:05.048	44.097	39.314	41.637	262.0	5:28.942	
2	1:57.226	40.552	36.675	39.999	263.2	6:09.525	3	1:58.563	41.180	36.537	40.846	263.9	7:27.505	
3	<u>1:53.256</u>	38.311	<u>34.514</u>	40.431	269.1	8:02.781	4	1:56.625	40.116	36.266	<b>40.243</b>	263.9	9:24.130	
4	<b>1:50.845</b>	<b>37.607</b>	<b>34.488</b>	<b>38.750</b>	268.4	9:53.626	5	4:13.128	B	<b>39.163</b>	43.854	2:50.111	265.2	13:37.258
5	4:40.745	B	41.001		267.8	14:34.371	6	2:22.136	53.520	38.107	50.509	97.2	15:59.394	
6	2:12.189	53.302	37.592	41.295	148.9	16:46.560	7	<u>1:57.617</u>	39.688	<u>36.689</u>	41.240	262.6	17:57.011	
7	2:00.782	38.765	36.369	45.648	267.8	18:47.342	8	<b>1:56.521</b>	39.608	36.319	40.594	266.5	19:53.532	
8	<u>1:51.897</u>	<u>38.074</u>	34.568	39.255	269.1	20:39.239	9	15:13.318	B	39.880	<b>35.911</b>	...	266.5	35:06.850
9	14:34.606	B	47.243		255.8	35:13.845	10	2:21.497	54.807	40.046	46.644	166.2	37:28.347	
10	1:31.718	B	54.324		158.9	36:45.563	11	1:58.170	39.950	37.532	40.688	265.2	39:26.517	
11	2:05.352	47.370	37.239	40.743	177.1	38:50.915	12	<u>1:57.051</u>	<u>39.297</u>	36.596	41.158	267.1	41:23.568	



FINALE MONDIALE TROFEO PIRELLI & PIRE MUGELLO FM Qualifying

Sector Analysis

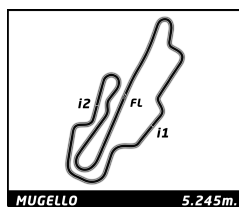
Table with columns: Lap, Time, Sector 1, Sector 2, Sector 3, T.Sp, Elapsed. Rows include drivers like Giammarco MARZIALETTI, Nobuhiro IMADA, Eliseo DONNO, Szymon LADNIAK, James OWEN, Andrew MORROW, and Marco ZANASI.



FINALE MONDIALE TROFEO PIRELLI & PIRE  
MUGELLO  
FM Qualifying

Sector Analysis

_ Invalidated Lap							■ Personal Best		■ Session Best		■ Crossing the pit lane		
Lap	Time	Sector 1	Sector 2	Sector 3	T.Spd	Elapsed	Lap	Time	Sector 1	Sector 2	Sector 3	T.Spd	Elapsed
<b>73</b> Thomas FLEMING GBR HR Owen - FF Corse Ferrari 488 Challenge EVO													
1	15:35.407	...	45.865	45.537	161.1	15:35.407							
2	1:59.717	41.392	38.765	39.560	263.9	17:35.124							
3	1:50.857	37.619	34.436	38.802	269.1	19:25.981							
4	15:38.713B	40.085	35.852	...	274.5	35:04.694							
5	2:17.553	53.891	37.273	46.389	168.0	37:22.247							
6	1:55.624	39.562	37.023	39.039	270.4	39:17.871							
7	1:50.799	37.424	34.517	38.858	270.4	41:08.670							
<b>77</b> Ruslan SADREEV GRD Scuderia Praha Ferrari 488 Challenge EVO													
1	6:38.336	4:59.708	48.918	49.710	131.0	6:38.336							
2	2:19.892	47.446	45.322	47.124	263.9	8:58.228							
3	5:00.774B	47.557	46.892	3:26.325	263.9	13:59.002							
4	2:23.203	55.245	43.645	44.313	139.7	16:22.205							
5	2:05.841	42.447	40.651	42.743	266.5	18:28.046							
6	2:05.175	42.911	39.516	42.748	268.4	20:33.221							
7	15:41.837B	42.665	...	269.1	36:15.058								
8	2:18.890	54.068	41.120	43.702	156.9	38:33.948							
9	2:04.812	41.721	40.083	43.008	267.8	40:38.760							
10	2:05.611	41.830	40.370	43.411	269.1	42:44.371							
<b>81</b> Nick HALLE DEU Riller & Schnauck Ferrari 488 Challenge EVO													
1	3:32.554	1:50.029	51.551	50.974	112.2	3:32.554							
2	2:19.998	46.349	47.042	46.607	260.7	5:52.552							
3	2:17.292	44.524	44.808	47.960	262.6	8:09.844							
4	2:12.813	43.829	44.269	44.715	265.2	10:22.657							
5	3:23.503B	58.210	...	146.5	13:46.160								
6	2:20.011	53.667	42.226	44.118	144.6	16:06.171							
7	2:05.868	42.628	40.024	43.216	266.5	18:12.039							
8	2:06.455	42.077	41.128	43.250	265.2	20:18.494							
9	15:30.031B	41.963	44.696	...	267.1	35:48.525							
10	2:31.962	54.636	42.440	54.886	153.3	38:20.487							
11	2:04.595	41.777	39.320	43.498	265.8	40:25.082							
12	2:07.386	42.228	40.588	44.570	265.2	42:32.468							
<b>85</b> Hanno LASKOWSKI DEU Emil Frey Sportivo Ferrari 488 Challenge EVO													
1	3:01.594	1:28.236	44.811	48.547	80.0	3:01.594							
2	2:00.284	41.218	38.041	41.025	246.0	5:01.878							
3	2:04.932	39.762	36.793	48.377	271.1	7:06.810							
4	1:54.098	38.846	35.740	39.512	268.4	9:00.908							
<b>86</b> Bence VALINT HUN Rossocorsa - Ferrari Budapest Ferrari 488 Challenge EVO													
1	13:47.479B	...	1:03.338	2:33.661	161.3	13:47.479							
2	1:34.548B	56.173	...	169.6	15:22.027								
3	2:02.650	47.757	35.742	39.151	180.9	17:24.677							
4	1:53.353	37.625	35.818	39.910	273.9	19:18.030							
5	1:51.939	38.102	34.616	39.221	278.1	21:09.969							
6	14:09.818B	41.292	...	273.9	35:19.787								
7	2:12.847	51.037	36.898	44.912	155.1	37:32.634							
8	1:51.142	37.834	34.406	38.902	271.8	39:23.776							
9	1:52.084	37.776	35.186	39.122	273.9	41:15.860							
10	1:51.723	38.049	34.479	39.195	271.8	43:07.583							
<b>88</b> Amin AREFPOUR DEU Riller & Schnauck Ferrari 488 Challenge EVO													
1	3:36.649	1:52.415	53.926	50.308	111.9	3:36.649							
2	2:18.526	44.618	47.818	46.090	253.4	5:55.175							
3	2:08.112	42.111	41.322	44.679	265.2	8:03.287							
4	2:18.434	45.678	43.488	49.268	244.3	10:21.721							
5	3:21.188B	52.485	...	151.2	13:42.909								
6	2:21.461	55.004	40.726	45.731	123.4	16:04.370							
7	2:04.290	40.963	38.549	44.778	262.0	18:08.660							
8	2:00.349	40.332	38.061	41.956	265.8	20:09.009							
9	16:15.151B	43.207	43.435	...	264.5	36:24.160							
10	2:24.885	56.524	43.650	44.711	114.9	38:49.045							
11	2:05.977	42.244	39.969	43.764	262.0	40:55.022							
12	2:02.897	41.057	39.405	42.435	262.0	42:57.919							
<b>92</b> Hendrik VIOL CZE Scuderia Praha Ferrari 488 Challenge EVO													
1	6:37.422	4:58.140	48.245	51.037	133.2	6:37.422							
2	2:05.454	44.752	36.794	43.908	263.9	8:42.876							
3	6:07.454B	38.719	35.294	4:53.441	269.8	14:50.330							
4	2:18.542	49.515	40.710	48.317	158.3	17:08.872							
5	2:04.700	38.706	35.357	50.637	269.1	19:13.572							
<b>203</b> Brian COOK AUS Ferrari of Seattle Ferrari 488 Challenge EVO													
1	2:47.078	1:21.405	41.662	44.011	85.0	2:47.078							
2	2:13.785	47.071	40.022	46.692	265.2	5:00.863							
3	1:52.059	38.424	34.577	39.058	269.1	6:52.922							
4	1:51.829	37.894	35.042	38.893	269.1	8:44.751							
5	27:35.201B	38.258	...	271.1	36:19.952								
6	2:18.205	55.978	41.238	40.989	102.3	38:38.157							
7	1:54.956	38.381	35.931	40.644	269.8	40:33.113							
<b>204</b> Tony DAVIS USA Continental AutoSports Ferrari 488 Challenge EVO													
1	3:19.463	1:41.796	50.026	47.641	130.2	3:19.463							



FINALE MONDIALE TROFEO PIRELLI & PIRE MUGELLO FM Qualifying

Sector Analysis

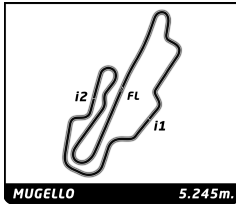
Table with columns: Lap, Time, Sector 1, Sector 2, Sector 3, T.Sp, Elapsed. Includes driver names like Dylan MEDLER, Michael MATHES, Justin ROTHBERG, Marc MUZZO, Matt KURZEJEWSKI, Michael PORTER, Omar BALKISSOON, and Roberto PERRINA.



FERRARI  
CHALLENGE



RICHARD MILLE



FINALE MONDIALE TROFEO PIRELLI & PIRE  
MUGELLO  
FM Qualifying

Sector Analysis

Lap	Time	Sector 1	Sector 2	Sector 3	T.Spd	Elapsed	Lap	Time	Sector 1	Sector 2	Sector 3	T.Spd	Elapsed
1	2:31.516	1:05.563	42.826	43.127	126.1	2:31.516	12	<u>1:54.715</u>	38.796	<u>35.885</u>	<u>40.034</u>	271.1	41:19.251
2	2:08.835	40.269	44.260	44.306	267.8	4:40.351							
3	1:54.860	38.102	34.778	41.980	271.8	6:35.211							
4	1:52.288	37.999	35.122	39.167	269.8	8:27.499							
5	6:16.958 <b>B</b>	38.037	37.303	5:01.618	270.4	14:44.457							
6	2:32.088	54.327	46.377	51.384	146.1	17:16.545							
7	2:05.837	42.332	40.512	42.993	269.8	19:22.382							
8	<b>1:51.752</b>	38.063	<b>34.635</b>	39.054	271.1	21:14.134							
9	14:09.993 <b>B</b>	39.695			271.8	35:24.127							
10	1:37.306 <b>B</b>	57.285			146.3	37:01.433							
11	2:01.633	46.285	36.379	<b>38.969</b>	179.1	39:03.066							
12	<u>1:51.675</u>	<b>37.946</b>	<u>34.356</u>	39.373	270.4	40:54.741							
13	<u>1:51.910</u>	37.955	<u>34.745</u>	39.210	271.1	42:46.651							

**271** Brian KAMINSKEY USA  
Ferrari of Long Island Ferrari 488 Challenge EVO

1	2:53.304	1:26.177	43.579	43.548	75.2	2:53.304
2	2:07.914	42.194	40.746	44.974	264.5	5:01.218
3	<b>1:56.156</b>	39.791	36.737	<b>39.628</b>	268.4	6:57.374
4	<u>1:55.400</u>	38.880	36.389	40.131	267.1	8:52.774
5	5:35.557 <b>B</b>	<b>38.743</b>	36.498	4:20.316	267.1	14:28.331
6	2:27.478	58.061	43.942	45.475	125.1	16:55.809
7	2:01.047	41.081	38.203	41.763	265.8	18:56.856
8	<u>1:55.502</u>	<u>39.172</u>	36.249	40.081	267.8	20:52.358
9	14:26.497 <b>B</b>	40.639			269.1	35:18.855
10	2:18.550	55.245	38.272	45.033	153.1	37:37.405
11	<u>1:56.054</u>	<u>39.468</u>	<b>36.160</b>	<u>40.426</u>	270.4	39:33.459
12	<u>1:55.689</u>	39.161	36.244	<u>40.284</u>	271.1	41:29.148

**288** Custodio TOLEDO BRA  
The Collection Ferrari 488 Challenge EVO

1	3:47.523	2:11.149	45.409	50.965	147.7	3:47.523
2	<u>1:58.298</u>	<u>40.319</u>	37.272	40.707	265.2	5:45.821
3	1:54.082	38.945	35.659	<b>39.478</b>	268.4	7:39.903
4	2:01.156	38.684	40.284	42.188	270.4	9:41.059
5	4:28.743 <b>B</b>	38.552			268.4	14:09.802
6	2:26.612	1:01.261	42.589	42.762	133.7	16:36.414
7	1:54.811	38.944	36.080	39.787	265.8	18:31.225
8	<u>1:53.521</u>	38.645	35.474	<u>39.402</u>	270.4	20:24.746
9	15:12.529 <b>B</b>	39.672	46.385	...	271.1	35:37.275
10	2:21.458	55.483	39.534	46.441	123.0	37:58.733
11	<b>1:53.627</b>	<b>38.550</b>	<b>35.445</b>	39.632	267.8	39:52.360
12	<u>1:54.434</u>	<u>38.412</u>	36.007	40.015	271.8	41:46.794

**298** Mckade WANG CAN  
Ferrari of Vancouver Ferrari 488 Challenge EVO

1	4:22.904	2:53.384	44.379	45.141	112.8	4:22.904
2	1:57.260	40.234	37.203	39.823	263.9	6:20.164
3	1:54.809	39.237	35.759	39.813	266.5	8:14.973
4	1:58.784	38.979	39.360	40.445	267.1	10:13.757
5	4:22.798 <b>B</b>	45.425			232.3	14:36.555
6	<u>2:17.721</u>	55.809	40.151	<u>41.761</u>	132.3	16:54.276
7	<u>1:54.129</u>	39.096	<b>35.490</b>	<u>39.543</u>	267.8	18:48.405
8	<b>1:53.880</b>	<b>38.521</b>	35.704	<b>39.655</b>	270.4	20:42.285
9	14:30.375 <b>B</b>	39.200			269.8	35:12.660
10	<u>2:12.266</u>	52.125	37.036	<u>43.105</u>	155.1	37:24.926
11	<u>1:59.610</u>	39.056	39.348	<u>41.206</u>	271.1	39:24.536