

FINALE MONDIALE COPPA SHELL AM
MUGELLO
World Final

Sector Analysis

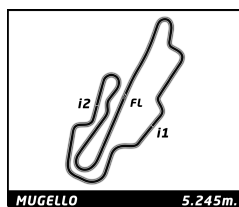
— Invalidated Lap

■ Personal Best

■ Session Best

B Crossing the pit lane

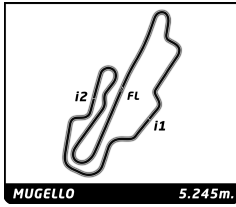
Lap	Time	Sector 1	Sector 2	Sector 3	T.Spd	Elapsed	Lap	Time	Sector 1	Sector 2	Sector 3	T.Spd	Elapsed	
100	Stephen EARLE USA							5	2:07.315	39.730	37.732	49.853	263.9	10:04.959
	Kessel Racing Ferrari 488 Challenge EVO							6	3:16.108	1:05.587	1:09.063	1:01.458	154.9	13:21.067
1	2:12.149	52.852	38.273	41.024		2:12.149	7	1:56.677	39.535	36.577	40.565	264.5	15:17.744	
2	<u>1:58.105</u>	40.134	37.078	<u>40.893</u>	260.1	4:10.254	8	1:56.885	39.450	36.673	40.762	263.9	17:14.629	
3	1:57.523	39.804	36.976	40.743	262.0	6:07.777	9	1:57.286	39.671	37.002	40.613	263.2	19:11.915	
4	1:58.937	40.219	37.366	41.352	262.0	8:06.714	10	1:57.216	39.708	36.513	40.995	263.2	21:09.131	
5	2:07.710	40.654	41.232	45.824	260.1	10:14.424	11	2:08.727	39.881	37.698	51.148	263.9	23:17.858	
6	3:10.788	1:01.316	1:08.716	1:00.756	187.1	13:25.212	12	3:22.814	1:08.300	1:00.416	1:14.098	119.7	26:40.672	
7	2:00.132	40.921	37.938	41.273	260.7	15:25.344	13	2:53.821	58.190	57.534	58.097	118.0	29:34.493	
8	2:00.618	41.387	37.964	41.267	262.0	17:25.962	14	1:56.928	39.740	36.423	40.765	262.6	31:31.421	
9	<u>2:00.042</u>	40.716	<u>37.948</u>	<u>41.378</u>	260.7	19:26.004								
10	2:00.870	41.240	38.135	41.495	260.7	21:26.874								
11	2:11.755	40.654	41.468	49.633	261.3	23:38.629								
12	3:09.483	54.642	59.195	1:15.646	228.4	26:48.112								
13	2:49.498	56.575	55.745	57.178	136.8	29:37.610								
14	2:01.420	40.987	38.620	41.813	261.3	31:39.030								
101	Paolo SCUDIERI ITA													
	Sa.Mo.Car Ferrari 488 Challenge EVO													
1	2:06.132	48.740	36.783	40.609		2:06.132								
2	1:57.838	39.839	36.887	41.112	265.2	4:03.970								
3	1:57.560	39.737	36.919	40.904	264.5	6:01.530								
4	1:57.469	39.524	37.085	40.860	262.6	7:58.999								
5	2:06.763	39.519	37.265	49.979	264.5	10:05.762								
6	3:16.039	1:05.865	1:08.868	1:01.306	136.2	13:21.801								
7	1:57.331	39.765	36.905	40.661	263.2	15:19.132								
8	1:57.049	39.486	36.765	40.798	263.9	17:16.181								
9	1:57.375	39.714	36.541	41.120	263.2	19:13.556								
10	1:57.431	39.622	36.596	41.213	263.2	21:10.987								
11	2:08.129	40.257	37.589	50.283	263.2	23:19.116								
12	3:23.524	1:08.225	1:00.562	1:14.737	119.7	26:42.640								
13	2:52.246	56.986	57.668	57.592	136.9	29:34.886								
14	1:58.078	40.099	36.635	41.344	263.2	31:32.964								
105	Motohiko ISOZAKI JPN													
	Cornes Motors Shiba Ferrari 488 Challenge EVO													
1	2:22.147	1:03.604	38.023	40.520		2:22.147								
2	<u>1:59.075</u>	39.765	38.102	<u>41.208</u>	271.8	4:21.222								
3	1:59.787	39.681	38.253	41.853	271.1	6:21.009								
4	1:59.692	39.515	38.302	41.875	268.4	8:20.701								
5	2:06.905	40.367	41.095	45.443	268.4	10:27.606								
6	2:58.504	50.224	1:08.767	59.513	263.9	13:26.110								
7	1:59.310	40.456	37.883	40.971	267.1	15:25.420								
8	1:58.065	39.938	36.958	41.169	270.4	17:23.485								
9	1:58.648	40.183	37.253	41.212	270.4	19:22.133								
10	2:00.231	40.680	38.112	41.439	271.8	21:22.364								
11	2:03.009	41.003	38.339	43.667	268.4	23:25.373								
12	3:19.703	1:04.996	1:00.193	1:14.514	113.0	26:45.076								
13	2:51.040	57.654	56.198	57.188	140.5	29:36.116								
107	Stefano MARAZZI ITA													
	Rossocorsa Ferrari 488 Challenge EVO													
1	2:05.208	47.707	36.874	40.627		2:05.208								
2	<u>1:57.279</u>	<u>39.717</u>	36.883	40.679	264.5	4:02.487								
3	<u>1:57.112</u>	39.518	36.893	<u>40.701</u>	265.8	5:59.599								
4	1:58.045	40.031	37.109	40.905	268.4	7:57.644								
111	Martinus RICHTER DEU													
	MERTEL Motorsport Ferrari 488 Challenge EVO													
1	2:02.990	46.787	35.934	40.269		2:02.990								
2	1:55.988	39.294	36.088	40.606	261.3	3:58.978								
3	1:56.849	39.806	36.318	40.725	262.0	5:55.827								
4	1:56.248	39.740	36.033	40.475	262.0	7:52.075								
5	2:12.422	39.479	36.292	56.651	262.0	10:04.497								
6	3:15.592	1:05.179	1:09.041	1:01.372	138.0	13:20.089								
7	1:55.695	39.491	35.902	40.302	260.7	15:15.784								
8	1:56.372	39.572	36.247	40.553	262.0	17:12.156								
9	1:55.634	39.264	35.879	40.491	262.0	19:07.790								
10	1:56.503	39.708	36.321	40.474	262.6	21:04.293								
11	2:13.028	39.534	36.206	57.288	263.2	23:17.321								
12	3:22.849	1:07.745	1:00.588	1:14.516	118.2	26:40.170								
13	2:53.712	58.280	57.618	57.814	128.8	29:33.882								
14	<u>1:56.354</u>	39.588	<u>36.226</u>	40.540	261.3	31:30.236								
113	Henrik KAMSTRUP DNK													
	Formula Racing Ferrari 488 Challenge EVO													
1	2:06.561	49.770	36.298	40.493		2:06.561								
2	1:57.659	39.922	36.839	40.898	265.8	4:04.220								
3	<u>1:57.359</u>	40.159	36.886	<u>40.314</u>	266.5	6:01.579								
4	1:57.872	40.282	36.623	40.967	261.3	7:59.451								
5	2:06.884	40.449	37.391	49.044	263.9	10:06.335								
6	3:15.855	1:06.335	1:08.601	1:00.919	123.5	13:22.190								
7	1:57.297	40.420	36.477	40.400	264.5	15:19.487								
8	1:57.434	39.988	36.525	40.921	266.5	17:16.921								
9	<u>1:58.457</u>	40.209	37.086	<u>41.162</u>	265.8	19:15.378								
10	1:58.768	40.336	37.291	41.141	265.8	21:14.146								
11	2:05.885	42.424	38.691	44.770	264.5	23:20.031								
12	3:23.554	1:08.418	1:00.362	1:14.774	114.9	26:43.585								
13	3:10.470B	56.998	57.404	1:16.068	130.4	29:54.055								
14	2:05.840	47.473	37.345	41.022	176.8	31:59.895								
114	Masaru YONEDA JPN													
	Cornes Osaka Ferrari 488 Challenge EVO													
1	2:18.053	54.567	40.728	42.758		2:18.053								
2	1:59.998	40.355	37.849	41.794	261.3	4:18.051								
3	2:09.506	40.923	38.381	50.202	263.2	6:27.557								
4	2:05.579	40.552	42.125	42.902	252.3	8:33.136								
5	2:04.824	41.324	39.749	43.751	258.2	10:37.960								
6	2:52.309	44.853	1:09.227	58.229	255.8	13:30.269								
7	2:00.220	40.768	37.635	41.817	264.5	15:30.489								
8	1:59.392	40.201	38.146	41.045	263.9	17:29.881								
9	2:00.291	41.061	37.898	41.332	267.1	19:30.172								
10	2:00.309	41.185	37.713	41.411	266.5	21:30.481								



FINALE MONDIALE COPPA SHELL AM MUGELLO World Final

Sector Analysis

Table with columns: Lap, Time, Sector 1, Sector 2, Sector 3, T.Spd, Elapsed. Includes driver profiles for Luis PERUSQUIA, Tommy LINDROTH, Masafumi HIWATASHI, BABY KEI, Pino FRASCARO, Yansheng LIANG, and Josef SCHUMACHER.



FINALE MONDIALE COPPA SHELL AM MUGELLO World Final

Sector Analysis

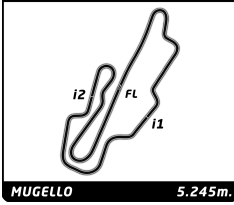
Table with columns: Lap, Time, Sector 1, Sector 2, Sector 3, T.Spd, Elapsed. Includes driver profiles for Roger MONTEFORTE, Steve CHECK, Lisa CLARK, Jeffrey NUNBERG, Dana GOODWIN, Bruce CLEVELAND, and Al HEGYI.



FERRARI
CHALLENGE



RICHARD MILLE



FINALE MONDIALE COPPA SHELL AM MUGELLO World Final

Sector Analysis

— Invalidated Lap ■ Personal Best ■ Session Best B Crossing the pit lane

Lap	Time	Sector 1	Sector 2	Sector 3	T.Spd	Elapsed	Lap	Time	Sector 1	Sector 2	Sector 3	T.Spd	Elapsed
14	2:05.261	41.808	40.014	43.439	263.9	31:52.460							