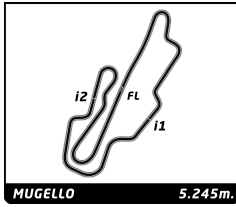


FERRARI CHALLENGE EU MUGELLO OPEN PRACTICE 7

Sector Analysis

Invalidated Lap Personal Best Session Best Crossing the pit lane

Table with columns: Lap, Time, Sector 1, Sector 2, Sector 3, T.Sp, Elapsed. Rows include drivers: Mohamed HAMDY, Danilo DEL FAVERO, Kim ERIKSEN, Giammarco MARZIALETTI, Matthias TOMANN, and Andreas BOGH-SORENSEN.



FERRARI CHALLENGE EU MUGELLO OPEN PRACTICE 7

Sector Analysis

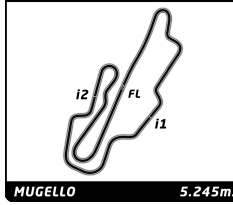
Table with columns: Lap, Time, Sector 1, Sector 2, Sector 3, T.Spd, Elapsed. Includes driver profiles for Marco ZANASI, Bence VALINT, Hendrik VIOL, Thomas FLEMING, Ruslan SADREEV, and Stephen EARLE.



FERRARI  
CHALLENGE



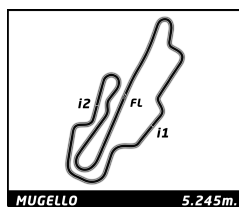
RICHARD MILLE



## FERRARI CHALLENGE EU MUGELLO OPEN PRACTICE 7

### Sector Analysis

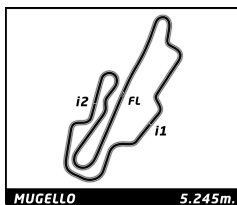
_ Invalidated Lap							■ Personal Best						■ Session Best				■ B Crossing the pit lane		
Lap	Time	Sector 1	Sector 2	Sector 3	T.Spd	Elapsed	Lap	Time	Sector 1	Sector 2	Sector 3	T.Spd	Elapsed						
<b>105</b> Motohiko ISOZAKI JPN Cornes Motors Shiba Ferrari 488 Challenge EVO																			
5	2:12.279	50.825	38.777	42.677	174.2	14:57.785													
6	2:00.542	40.395	38.354	41.793	263.9	16:58.327													
7	1:59.590	40.779	37.881	40.930	264.5	18:57.917													
8	1:59.529	40.338	37.722	41.469	263.9	20:57.446													
9	2:05.195	40.364	39.956	44.875	263.2	23:02.641													
10	20:25.235 B	47.108			235.8	43:27.876													
11	2:11.054	49.566	39.030	42.458	163.2	45:38.930													
12	1:59.659	40.575	37.853	41.231	262.6	47:38.589													
13	1:59.831	40.458	37.983	41.390	263.2	49:38.420													
14	1:59.687	40.245	37.891	41.551	265.2	51:38.107													
15	1:59.998	40.386	38.023	41.589	264.5	53:38.105													
<b>107</b> Stefano MARAZZI ITA Rossocorsa Ferrari 488 Challenge EVO																			
1	6:18.445	4:51.702	42.880	43.863	102.5	6:18.445													
2	1:58.512	40.259	37.888	40.365	265.8	8:16.957													
3	1:56.436	39.179	35.564	41.693	269.8	10:13.393													
4	1:55.352	39.481	35.586	40.285	268.4	12:08.745													
5	1:57.182	38.972	37.656	40.554	268.4	14:05.927													
6	5:10.817 B	41.196			267.8	19:16.744													
7	2:38.903	1:04.522	46.717	47.664	81.4	21:55.647													
8	1:56.944	40.093	36.361	40.490	263.2	23:52.591													
9	1:53.659	38.700	35.507	39.452	267.1	25:46.250													
10	8:43.826 B	38.583	35.587	7:29.656	270.4	34:30.076													
11	4:48.262 B	47.667	35.204	3:25.391	173.4	39:18.338													
12	2:07.669	50.242	37.028	40.399	177.6	41:26.007													
13	1:50.628	37.686	34.461	38.481	273.9	43:16.635													
14	3:59.666 B	42.360		276.6	47:16.301														
15	2:17.296	48.996	46.213	42.087	178.8	49:33.597													
16	1:51.671	38.416	34.544	38.711	269.8	51:25.268													
17	1:54.890	37.770	37.621	39.499	271.1	53:20.158													
<b>109</b> Henrik KAMSTRUP DNK Formula Racing Ferrari 488 Challenge EVO																			
1	2:30.528	1:07.633	41.153	41.742	144.6	2:30.528													
2	1:58.746	40.422	36.960	41.364	265.2	4:29.274													
3	1:59.876	40.469	38.087	41.320	264.5	6:29.150													
4	1:59.659	40.215	37.396	42.048	264.5	8:28.809													
5	2:00.971	41.876	37.334	41.761	266.5	10:29.780													
6	2:02.690	40.443	39.711	42.536	266.5	12:32.470													
7	2:01.363	40.891	38.748	41.724	265.8	14:33.833													
8	2:00.899	40.701	37.713	42.485	266.5	16:34.732													
9	2:34.379 B	41.551	39.136	1:13.692	264.5	19:09.111													
10	6:55.745 B					26:04.856													
<b>111</b> Martinus RICHTER DEU MERTEL Motorsport Ferrari 488 Challenge EVO																			
1	11:16.937	9:30.000	51.630	55.307	94.5	11:16.937													



FERRARI CHALLENGE EU MUGELLO OPEN PRACTICE 7

Sector Analysis

Table with columns: Lap, Time, Sector 1, Sector 2, Sector 3, T.Spd, Elapsed. Includes driver profiles for James WEILAND (USA), Christian KINCH (SWE), Luis PERUSQUIA (MEX), and Werner GENTER (DEU) with their respective lap times and sector data.



FERRARI CHALLENGE EU MUGELLO OPEN PRACTICE 7

Sector Analysis

Table with columns: Lap, Time, Sector 1, Sector 2, Sector 3, T.Spd, Elapsed. Includes driver details for Yanbin XING (168), Axel SARTINGEN (178), Fons SCHELTEMA (177), and Eric CHEUNG (198).