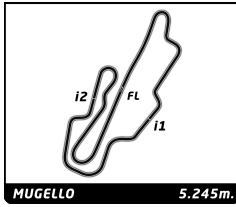


FERRARI CHALLENGE EU MUGELLO OPEN PRACTICE 6

Sector Analysis

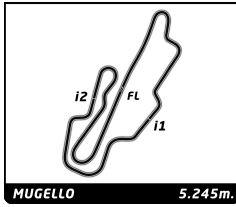
Table with columns: Lap, Time, Sector 1, Sector 2, Sector 3, T.Sp, Elapsed. Rows include drivers Mohamed HAMDY, Danilo DEL FAVERO, Kim ERIKSEN, Giammarco MARZIALETTI, and Matthias TOMANN with their respective lap times and sector data.



FERRARI CHALLENGE EU  
MUGELLO  
OPEN PRACTICE 6

Sector Analysis

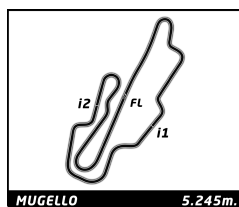
_ Invalidated Lap							■ Personal Best							■ Session Best							B Crossing the pit lane													
Lap	Time	Sector 1	Sector 2	Sector 3	T.Spd	Elapsed	Lap	Time	Sector 1	Sector 2	Sector 3	T.Spd	Elapsed	Lap	Time	Sector 1	Sector 2	Sector 3	T.Spd	Elapsed	Lap	Time	Sector 1	Sector 2	Sector 3	T.Spd	Elapsed							
<b>47</b> Andreas BOGH-SORENSEN <span style="float:right">DNK</span>																																		
Formula Racing														Ferrari 488 Challenge EVO																				
1	3:04.929	1:41.164	41.006	42.759	126.0	3:04.929	6	1:52.142	37.953	34.987	39.202	266.5	28:51.542																					
2	2:02.698	42.936	38.230	41.532	262.0	5:07.627	7	1:52.619	38.240	34.855	39.524	266.5	30:44.161																					
3	2:00.078	41.631	37.204	41.243	261.3	7:07.705	8	1:52.477	38.339	34.872	39.266	269.1	32:36.638																					
4	1:58.119	40.488	36.919	40.712	262.0	9:05.824	9	1:53.328	38.002	35.756	39.570	267.8	34:29.966																					
5	4:33.828 B	41.191	41.146	3:11.491	262.0	13:39.652	10	1:52.252	38.126	34.901	39.225	267.8	36:22.218																					
6	2:28.624	58.813	44.452	45.359	130.7	16:08.276	11	1:52.918	38.021	35.171	39.726	267.8	38:15.136																					
7	2:02.072	41.642	38.571	41.859	260.1	18:10.348	12	1:51.990	38.056	34.657	39.277	267.8	40:07.126																					
8	1:54.651	39.006	35.651	39.994	262.0	20:04.999	13	1:53.129	37.849	35.749	39.531	268.4	42:00.255																					
9	2:01.573	39.516	36.857	45.200	262.6	22:06.572	14	1:52.270	38.147	34.876	39.247	269.1	43:52.525																					
10	1:56.605	39.398	36.285	40.922	261.3	24:03.177	15	1:52.615	37.934	35.293	39.388	269.1	45:45.140																					
11	1:55.581	39.407	35.566	40.608	263.2	25:58.758	16	1:51.741	37.998	34.619	39.124	268.4	47:36.881																					
12	2:41.253 B	40.178			263.9	28:40.011	17	1:52.060	38.003	34.726	39.331	268.4	49:28.941																					
13	2:04.113	46.848	36.852	40.413	168.6	30:44.124	18	1:51.646	37.916	34.645	39.085	268.4	51:20.587																					
14	1:56.138	39.861	36.048	40.229	263.9	32:40.262																												
15	1:56.486	39.644	36.837	40.005	265.2	34:36.748																												
16	1:55.980	39.253	35.720	41.007	266.5	36:32.728																												
17	1:57.783	39.775	37.439	40.569	265.8	38:30.511																												
18	1:57.107	39.835	36.551	40.721	265.2	40:27.618																												
19	6:25.916 B	40.070	36.360	5:09.486	263.9	46:53.534																												
<b>69</b> Marco ZANASI <span style="float:right">ITA</span>																																		
CDP - Pinetti Motorsport														Ferrari 488 Challenge EVO																				
1	2:34.270	1:10.654	41.040	42.576	111.9	2:34.270																												
2	1:57.949	40.242	36.902	40.805	261.3	4:32.219																												
3	1:58.083	40.013	37.077	40.993	263.2	6:30.302																												
4	4:02.987 B	40.187	40.484	2:42.316	264.5	10:33.289																												
5	2:28.018	1:04.434	41.156	42.428	117.2	13:01.307																												
6	1:54.111	39.283	35.201	39.627	261.3	14:55.418																												
7	4:08.541 B	39.212	35.109	2:54.220	266.5	19:03.959																												
8	2:20.849	52.245	41.755	46.849	150.2	21:24.808																												
9	1:53.892	38.879	35.253	39.760	262.0	23:18.700																												
10	1:54.964	39.160	35.625	40.109	263.2	25:13.664																												
11	1:54.689	39.079	35.677	39.933	263.9	27:08.353																												
12	1:54.673	39.100	35.538	40.035	264.5	29:03.026																												
13	5:37.908 B	38.962	35.584	4:23.362	263.9	34:40.934																												
14	2:22.816	59.143	40.881	42.792	126.9	37:03.750																												
15	2:08.238	42.167	41.020	45.051	262.6	39:11.988																												
16	2:01.343	38.734	39.708	42.901	265.2	41:13.331																												
17	1:53.124	38.562	34.962	39.600	263.2	43:06.455																												
18	1:53.488	38.531	35.194	39.763	264.5	44:59.943																												
19	3:55.353 B	42.421			264.5	48:55.296																												
<b>77</b> Ruslan SADREEV <span style="float:right">GRD</span>																																		
Scuderia Praha														Ferrari 488 Challenge EVO																				
1	13:21.038	...	42.828	45.264	122.0	13:21.038																												
2	2:08.904	44.842	40.847	43.215	265.2	15:29.942																												
3	2:07.206	41.993	40.561	44.652	264.5	17:37.148																												
4	2:06.855	42.251	39.904	44.700	263.9	19:44.003																												
5	5:05.568 B	46.467	45.311	3:33.790	263.2	24:49.571																												
6	2:42.403	1:02.096	51.233	49.074	109.5	27:31.974																												
7	2:13.264	45.521	42.976	44.767	262.0	29:45.238																												
8	2:04.309	41.651	39.338	43.320	264.5	31:49.547																												
9	2:07.203	44.560	40.034	42.609	267.1	33:56.750																												
10	2:03.326	42.088	39.267	41.971	266.5	36:00.076																												
11	2:00.898	40.650	38.154	42.094	267.8	38:00.974																												
12	2:04.139	41.156	39.799	43.184	267.1	40:05.113																												
13	2:12.021	43.681	40.370	47.970	266.5	42:17.134																												
14	2:05.452	42.546	39.930	42.976	267.1	44:22.586																												
15	5:42.064 B	41.595	40.734	4:19.735	266.5	50:04.650																												
<b>86</b> Bence VALINT <span style="float:right">HUN</span>																																		
Rossocorsa - Ferrari Budapest														Ferrari 488 Challenge EVO																				
1	4:18.315	2:43.432	47.354	47.529	162.5	4:18.315																												
2	2:05.563	43.270	38.460	43.833	263.2	6:23.878																												
3	1:54.753	39.106	36.037	39.610	263.9	8:18.631																												
4	1:53.315	38.645	35.493	39.177	268.4	10:11.946																												
5	5:48.516 B	39.656			268.4	16:00.462																												
6	2:30.140	1:02.347	43.084	44.709	124.1	18:30.602																												
7	1:58.505	42.304	36.363	39.838	265.2	20:29.107																												
8	1:51.206	37.831	34.432	38.943	267.1	22:20.313																												
9	1:53.855	37.663	35.221	40.971	271.1	24:14.168																												
10	1:56.017	39.549	37.231	39.237	272.5	26:10.185																												
11	9:54.617 B	38.033	35.096	8:41.488	272.5	36:04.802																												
12	2:07.523	51.775	36.034	39.714	172.6	38:12.325																												
13	1:51.945	38.115	34.654	39.176	269.1	40:04.270																												
14	1:52.475	37.915	35.288	39.272	270.4	41:56.745																												
15	1:51.959	38.077	34.600	39.282	271.8	43:48.704																												
16	2:05.739	38.144	44.883	42.712	271.8	45:54.443																												
<b>92</b> Hendrik VIOL <span style="float:right">CZE</span>																																		
Scuderia Praha														Ferrari 488 Challenge EVO																				
1	13:20.130	...	42.428	45.813	114.9	13:20.130																												
2	2:03.072	44.077	37.814	41.181	263.2	15:23.202																												
3	1:57.429	40.034	36.992	40.403	265.2	17:20.631																												
4	1:57.590	39.602	37.435	40.553	265.2	19:18.221																												



FERRARI CHALLENGE EU MUGELLO OPEN PRACTICE 6

Sector Analysis

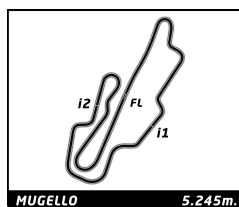
Table with columns: Lap, Time, Sector 1, Sector 2, Sector 3, T.Spd, Elapsed. Includes driver details for Stephen EARLE (USA), Motoshiko ISOZAKI (JPN), Henrik KAMSTRUP (DNK), and Martinus RICHTER (DEU). Legend: Invalidated Lap, Personal Best, Session Best, Crossing the pit lane.



FERRARI CHALLENGE EU MUGELLO OPEN PRACTICE 6

Sector Analysis

Table with columns: Lap, Time, Sector 1, Sector 2, Sector 3, T.Sp, Elapsed. Rows include drivers James WEILAND (USA), Luis PERUSQUIA (MEX), Kirk BAERWALDT (SGP), Christian KINCH (SWE), Werner GENTER (DEU), and Yanbin XING (CHN). Includes performance metrics like Personal Best, Session Best, and Crossing the pit lane.



FERRARI CHALLENGE EU  
MUGELLO  
OPEN PRACTICE 6

Sector Analysis

Lap	Time	Sector 1	Sector 2	Sector 3	T.Spd	Elapsed	Lap	Time	Sector 1	Sector 2	Sector 3	T.Spd	Elapsed
11	1:59.291	40.458	37.727	41.106	262.0	28:23.400	8	1:54.998	39.141	35.715	40.142	262.6	24:36.448
12	1:58.612	39.895	37.610	41.107	262.6	30:22.012	9	1:56.018	39.735	36.167	40.116	262.6	26:32.466
13	1:59.828	40.539	38.222	41.067	263.2	32:21.840	10	2:51.928B	40.484			264.5	29:24.394
14	1:59.203	41.318	37.099	40.786	262.0	34:21.043	11	2:16.221	50.473	41.135	44.613	159.4	31:40.615
15	1:57.269	39.695	36.726	40.848	262.6	36:18.312	12	1:55.774	39.554	35.901	40.319	262.0	33:36.389
16	1:58.559	39.513	37.441	41.605	262.6	38:16.871	13	1:55.464	39.279	35.747	40.438	262.6	35:31.853
17	1:56.685	39.549	36.629	40.507	264.5	40:13.556	14	2:00.353	39.559	37.703	43.091	263.2	37:32.206
18	1:59.486	39.513	36.847	43.126	264.5	42:13.042	15	2:01.308	39.478	38.975	42.855	262.6	39:33.514
19	1:57.938	39.458	37.312	41.168	263.2	44:10.980	16	6:16.716B	39.588	37.552	4:59.576	262.6	45:50.230
20	1:56.533	39.531	36.420	40.582	263.2	46:07.513							
21	3:25.033B	42.871			230.8	49:32.546							
22	2:16.643	55.323	39.128	42.192	106.9	51:49.189							
23	2:20.420	44.724	45.017	50.679	262.6	54:09.609							
24	2:00.100	40.456	38.619	41.025	260.7	56:09.709							

**177** Fons SCHELTEMA NLD  
Kessel Racing Ferrari 488 Challenge EVO

1	8:26.810	6:56.338	43.297	47.175	120.3	8:26.810
2	2:01.161	41.324	37.865	41.972	254.0	10:27.971
3	2:00.145	40.107	38.978	41.060	262.6	12:28.116
4	1:58.023	40.101	37.055	40.867	264.5	14:26.139
5	1:58.144	39.765	37.236	41.143	265.2	16:24.283
6	1:57.137	39.839	36.574	40.724	264.5	18:21.420
7	2:31.202B	40.225			264.5	20:52.622
8	2:13.810	53.264	39.111	41.435	135.2	23:06.432
9	1:57.960	40.012	37.050	40.898	265.2	25:04.392
10	4:36.961B	41.589	37.573	3:17.799	265.8	29:41.353
11	2:21.106	56.332	41.168	43.606	113.8	32:02.459
12	5:19.546B	1:09.092			264.5	37:22.005
13	2:30.532	1:02.304	43.814	44.414	106.0	39:52.537
14	1:59.715	41.123	37.691	40.901	259.5	41:52.252
15	1:55.073	39.256	35.715	40.102	265.8	43:47.325
16	2:30.397	39.248	1:05.781	45.368	265.8	46:17.722
17	1:55.734	39.450	36.114	40.170	265.8	48:13.456
18	1:56.162	39.542	36.512	40.108	266.5	50:09.618

**178** Axel SARTINGEN DEU  
Lueg Sportivo - Herter Racing Ferrari 488 Challenge EVO

1	6:24.329	5:01.480	39.467	43.382	131.9	6:24.329
2	1:59.104	40.192	36.897	42.015	263.2	8:23.433
3	1:58.093	40.177	36.871	41.045	262.6	10:21.526
4	8:21.962B	40.275			262.0	18:43.488
5	2:25.529	1:01.392	41.715	42.422	108.3	21:09.017
6	1:54.505	39.147	35.678	39.680	261.3	23:03.522
7	1:52.219	38.260	34.892	39.067	264.5	24:55.741
8	1:52.781	38.388	35.014	39.379	267.1	26:48.522
9	11:20.736B	41.625			265.2	38:09.258

**198** Eric CHEUNG CAN  
Formula Racing Ferrari 488 Challenge EVO

1	8:01.274	6:34.882	40.855	45.537	102.8	8:01.274
2	2:00.225	41.039	37.636	41.550	258.2	10:01.499
3	2:00.342	41.339	37.760	41.243	262.0	12:01.841
4	1:58.677	40.504	37.037	41.136	260.1	14:00.518
5	4:12.050B	42.937			237.9	18:12.568
6	2:31.792	1:00.832	45.789	45.171	122.4	20:44.360
7	1:57.090	39.938	36.370	40.782	260.7	22:41.450