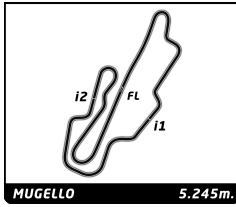


FERRARI CHALLENGE NA MUGELLO Race 2

Sector Analysis

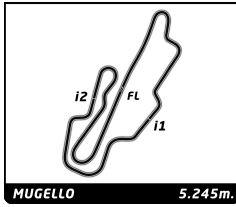
Table with columns: Lap, Time, Sector 1, Sector 2, Sector 3, T.Spd, Elapsed. Rows include driver names (Brian COOK, Tony DAVIS, Michael MATHES, Justin ROTHBERG, Marc MUZZO, Dylan MEDLER, Matt KURZEJEWSKI, Michael PORTER) and their respective lap times and sector data.



FERRARI CHALLENGE NA MUGELLO Race 2

Sector Analysis

Table with columns: Lap, Time, Sector 1, Sector 2, Sector 3, T.Spd, Elapsed. Includes driver profiles for Omar BALKISSOON, Roberto PERRINA, Brian KAMINSKEY, Custodio TOLEDO, Mckade WANG, and Roger MONTEFORTE.

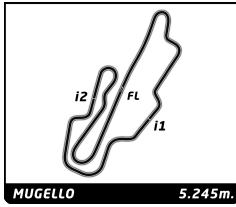


FERRARI CHALLENGE NA MUGELLO Race 2

Sector Analysis

Invalidated Lap Personal Best Session Best Crossing the pit lane

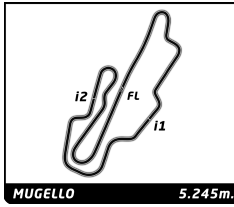
Table with columns: Lap, Time, Sector 1, Sector 2, Sector 3, T.Sp, Elapsed. Rows include driver names (Frank SZCZESNIAK, Steve CHECK, Thor HAUGEN, Lisa CLARK, Yahn BERNIER, Matt DALTON, Jeffrey NUNBERG) and their lap-by-lap performance data.



FERRARI CHALLENGE NA MUGELLO Race 2

Sector Analysis

Table with columns: Lap, Time, Sector 1, Sector 2, Sector 3, T.Sp, Elapsed. Rows include driver information (e.g., Lance Cawley, Dana Goodwin, Bruce Cleveland, Sureel Choksi, John Viskup) and their lap-by-lap performance data with highlighted best times.



FERRARI CHALLENGE NA
MUGELLO
Race 2

Sector Analysis

— Invalidated Lap ■ Personal Best ■ Session Best B Crossing the pit lane

Lap	Time	Sector 1	Sector 2	Sector 3	T.Spd	Elapsed	Lap	Time	Sector 1	Sector 2	Sector 3	T.Spd	Elapsed
6	1:58.692	39.821	37.958	40.913	265.8	12:04.637							
7	2:00.154	39.961	38.258	41.935	266.5	14:04.791							
8	2:02.753	40.992	39.122	42.639	266.5	16:07.544							
9	2:29.298	48.877	46.324	54.097	255.2	18:36.842							
10	2:50.519	1:00.689	56.094	53.736	162.5	21:27.361							
11	3:20.496	1:05.940	1:09.668	1:04.888	163.7	24:47.857							
12	2:15.359	45.292	44.946	45.121	263.9	27:03.216							
13	2:11.529	44.199	43.646	43.684	264.5	29:14.745							
14	2:09.348	43.159	42.377	43.812	264.5	31:24.093							

399 Cameron ROOT USA
Ron Tonkin Gran Turismo Ferrari 488 Challenge EVO

1	2:00.595	44.687	36.090	39.818		2:00.595
2	1:54.824	39.663	35.749	39.412	271.1	3:55.419
3	1:54.613	39.254	35.742	39.617	272.5	5:50.032
4	1:53.820	38.711	35.537	39.572	271.8	7:43.852
5	1:54.660	38.793	36.026	39.841	271.8	9:38.512
6	1:54.690	39.458	35.758	39.474	269.1	11:33.202
7	1:56.336	39.157	36.826	40.353	271.1	13:29.538
8	1:59.718	40.412	38.159	41.147	269.8	15:29.256
9	2:26.094	41.652	45.517	58.925	268.4	17:55.350
10	3:16.940	49.634	1:12.072	1:15.234	210.7	21:12.290
11	3:29.409	1:09.760	1:09.446	1:10.203	123.5	24:41.699
12	2:13.838	45.327	45.068	43.443	269.1	26:55.537
13	<u>2:09.860</u>	<u>44.187</u>	42.639	43.034	269.1	29:05.397
14	2:08.829	43.477	42.413	42.939	267.8	31:14.226