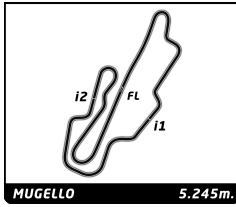


FERRARI CHALLENGE NA MUGELLO Race 1

Sector Analysis

Invalidated Lap Personal Best Session Best Crossing the pit lane

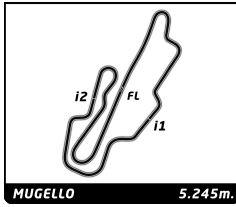
Table with columns: Lap, Time, Sector 1, Sector 2, Sector 3, T.Sp, Elapsed. Rows include driver names (e.g., Brian COOK, Tony DAVIS, Michael MATHES, Justin ROTHBERG, Marc MUZZO, Dylan MEDLER, Matt KURZEJEWSKI, Michael PORTER) and their respective lap times and sector data.



FERRARI CHALLENGE NA MUGELLO Race 1

Sector Analysis

Table with columns: Lap, Time, Sector 1, Sector 2, Sector 3, T.Spd, Elapsed. Rows include driver information (e.g., Omar BALKISSOON, Roberto PERRINA, Brian KAMINSKEY) and lap-by-lap performance data with highlighted best times.



FERRARI CHALLENGE NA MUGELLO Race 1

Sector Analysis

Invalidated Lap Personal Best Session Best Crossing the pit lane

Table with 14 columns: Lap, Time, Sector 1, Sector 2, Sector 3, T.Spd, Elapsed. Rows 10-13 showing race data.

327 Lisa CLARK USA Ferrari Beverly Hills Ferrari 488 Challenge EVO

Table with 7 columns: Lap, Time, Sector 1, Sector 2, Sector 3, T.Spd, Elapsed. Rows 1-13 showing driver data.

332 Yahn BERNIER USA Ferrari of Seattle Ferrari 488 Challenge EVO

Table with 7 columns: Lap, Time, Sector 1, Sector 2, Sector 3, T.Spd, Elapsed. Rows 1-13 showing driver data.

341 Jeffrey NUNBERG USA Ferrari of Central New Jersey Ferrari 488 Challenge EVO

Table with 7 columns: Lap, Time, Sector 1, Sector 2, Sector 3, T.Spd, Elapsed. Rows 1-13 showing driver data.

346 Dana GOODWIN USA Ferrari of Seattle Ferrari 488 Challenge EVO

Table with 7 columns: Lap, Time, Sector 1, Sector 2, Sector 3, T.Spd, Elapsed. Rows 1-2 showing driver data.

Table with 14 columns: Lap, Time, Sector 1, Sector 2, Sector 3, T.Spd, Elapsed. Rows 3-13 showing race data.

358 Bruce CLEVELAND USA Ferrari Silicon Valley Ferrari 488 Challenge EVO

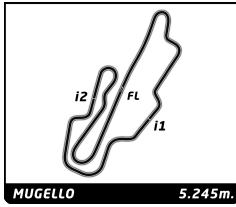
Table with 7 columns: Lap, Time, Sector 1, Sector 2, Sector 3, T.Spd, Elapsed. Rows 1-13 showing driver data.

373 Sureel CHOKSI USA Ferrari of Denver Ferrari 488 Challenge EVO

Table with 7 columns: Lap, Time, Sector 1, Sector 2, Sector 3, T.Spd, Elapsed. Rows 1-13 showing driver data.

376 Lance CAWLEY USA Ferrari of Atlanta Ferrari 488 Challenge EVO

Table with 7 columns: Lap, Time, Sector 1, Sector 2, Sector 3, T.Spd, Elapsed. Rows 1-11 showing driver data.



FERRARI CHALLENGE NA MUGELLO Race 1

Sector Analysis

_ Invalidated Lap							■ Personal Best							■ Session Best							B Crossing the pit lane																																									
Lap	Time	Sector 1	Sector 2	Sector 3	T.Spd	Elapsed	Lap	Time	Sector 1	Sector 2	Sector 3	T.Spd	Elapsed	Lap	Time	Sector 1	Sector 2	Sector 3	T.Spd	Elapsed	Lap	Time	Sector 1	Sector 2	Sector 3	T.Spd	Elapsed																																			
12	2:17.600	46.518	44.293	46.789	257.0	30:58.315	6	2:13.938	45.586	43.324	45.028	258.9	16:34.049	7	2:13.725	45.699	43.028	44.998	260.1	18:47.774	8	2:13.857	45.888	43.032	44.937	259.5	21:01.631	9	2:14.097	45.518	43.221	45.358	258.9	23:15.728	10	2:14.178	46.052	43.174	44.952	258.2	25:29.906	11	2:13.407	45.414	43.117	44.876	259.5	27:43.313	12	2:13.455	45.719	42.970	44.766	260.7	29:56.768	13	2:14.427	46.359	43.237	44.831	259.5	32:11.195
377 David VORONIN USA																																																														
Foreign Cars Italia														Ferrari 488 Challenge EVO																																																
1	2:47.240	54.156	52.145	1:00.939		2:47.240																																																								
2	3:34.517	1:17.880	1:04.135	1:12.502	108.5	6:21.757																																																								
3	3:29.593	1:10.833	1:08.278	1:10.482	118.9	9:51.350																																																								
4	2:15.380	46.205	43.747	45.428	258.9	12:06.730																																																								
5	2:15.407	46.016	43.918	45.473	262.0	14:22.137																																																								
6	2:14.163	45.733	43.253	45.177	263.2	16:36.300																																																								
7	2:12.929	45.854	42.510	44.565	263.2	18:49.229																																																								
8	2:14.252	45.767	43.174	45.311	261.3	21:03.481																																																								
9	2:14.039	45.860	42.843	45.336	260.1	23:17.520																																																								
10	2:14.331	45.691	43.204	45.436	260.1	25:31.851																																																								
11	2:14.041	45.742	42.960	45.339	259.5	27:45.892																																																								
12	2:13.720	45.644	42.711	45.365	258.9	29:59.612																																																								
13	2:15.044	46.316	42.838	45.890	258.9	32:14.656																																																								
378 AI HEGYI USA																																																														
Ferrari of Newport Beach														Ferrari 488 Challenge EVO																																																
1	3:10.567	1:15.192	58.913	56.462		3:10.567																																																								
2	3:32.369	1:21.655	1:00.127	1:10.587	183.6	6:42.936																																																								
3	3:22.550	1:12.578	1:02.596	1:07.376	101.8	10:05.486																																																								
4	2:32.200	54.006	49.873	48.321	190.4	12:37.686																																																								
5	2:26.973	50.954	47.526	48.493	251.7	15:04.659																																																								
6	2:25.452	49.007	47.592	48.853	254.0	17:30.111																																																								
7	2:25.529	49.544	47.144	48.841	251.1	19:55.640																																																								
8	2:28.273	49.978	47.860	50.435	252.3	22:23.913																																																								
9	2:25.729	50.181	46.810	48.738	251.1	24:49.642																																																								
10	2:23.793	48.831	46.459	48.503	252.8	27:13.435																																																								
11	2:22.199	48.313	46.119	47.767	250.5	29:35.634																																																								
12	2:32.279	55.809	47.891	48.579	140.8	32:07.913																																																								
390 John VISKUP USA																																																														
Boardwalk Ferrari														Ferrari 488 Challenge EVO																																																
1	2:56.744	1:03.677	51.941	1:01.126		2:56.744																																																								
2	3:36.235	1:20.871	1:01.988	1:13.376	106.7	6:32.979																																																								
3	3:24.301	1:10.790	1:06.450	1:07.061	83.8	9:57.280																																																								
4	2:19.807	47.936	45.694	46.177	258.9	12:17.087																																																								
5	2:18.754	47.429	45.126	46.199	261.3	14:35.841																																																								
6	2:18.878	47.254	45.005	46.619	262.6	16:54.719																																																								
7	2:17.247	47.086	44.177	45.984	260.7	19:11.966																																																								
8	2:16.181	46.091	44.217	45.873	258.2	21:28.147																																																								
9	2:15.587	45.914	44.056	45.617	257.6	23:43.734																																																								
10	2:15.349	46.673	43.112	45.564	258.9	25:59.083																																																								
11	2:14.381	45.506	43.195	45.680	257.0	28:13.464																																																								
12	2:15.102	45.802	43.258	46.042	257.0	30:28.566																																																								
13	2:16.693	46.507	43.856	46.330	257.0	32:45.259																																																								
399 Cameron ROOT USA																																																														
Ron Tonkin Gran Turismo														Ferrari 488 Challenge EVO																																																
1	2:46.107	52.640	52.133	1:01.334		2:46.107																																																								
2	3:33.520	1:17.296	1:04.288	1:11.936	112.1	6:19.627																																																								
3	3:30.013	1:11.364	1:07.884	1:10.765	115.7	9:49.640																																																								
4	2:15.154	46.566	43.209	45.379	261.3	12:04.794																																																								
5	2:15.317	46.012	43.844	45.461	260.7	14:20.111																																																								