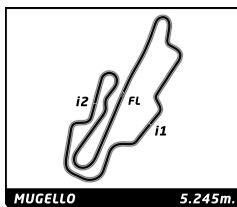


FERRARI CHALLENGE NA MUGELLO OPEN PRACTICE 7

Sector Analysis

Table with columns: Lap, Time, Sector 1, Sector 2, Sector 3, T.Sp, Elapsed. Rows include drivers: Henrik KAMSTRUP, Michael MATHES, Brian COOK, Justin ROTHBERG, Tony DAVIS, Marc MUZZO. Includes legend for Personal Best, Session Best, Crossing the pit lane.



FERRARI CHALLENGE NA MUGELLO OPEN PRACTICE 7

Sector Analysis

Invalidated Lap Personal Best Session Best Crossing the pit lane

Table with 14 columns: Lap, Time, Sector 1, Sector 2, Sector 3, T.Spd, Elapsed. Rows 5-21 showing lap data for various drivers.

215 Dylan MEDLER USA The Collection Ferrari 488 Challenge EVO

Table with 7 columns: Lap, Time, Sector 1, Sector 2, Sector 3, T.Spd, Elapsed. Rows 1-20 showing lap data for Dylan Medler.

221 Matt KURZEJEWSKI USA Ferrari Beverly Hills Ferrari 488 Challenge EVO

Table with 7 columns: Lap, Time, Sector 1, Sector 2, Sector 3, T.Spd, Elapsed. Rows 1-14 showing lap data for Matt Kurzejewski.

222 Michael PORTER USA Ferrari of Seattle Ferrari 488 Challenge EVO

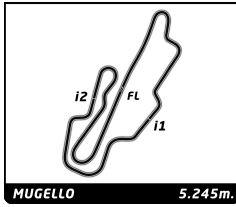
Table with 7 columns: Lap, Time, Sector 1, Sector 2, Sector 3, T.Spd, Elapsed. Rows 1-19 showing lap data for Michael Porter.

233 Omar BALKISSOON USA Ferrari of Fort Lauderdale Ferrari 488 Challenge EVO

Table with 7 columns: Lap, Time, Sector 1, Sector 2, Sector 3, T.Spd, Elapsed. Rows 1-14 showing lap data for Omar Balkissoon.

255 Roberto PERRINA USA Ferrari of Seattle Ferrari 488 Challenge EVO

Table with 7 columns: Lap, Time, Sector 1, Sector 2, Sector 3, T.Spd, Elapsed. Rows 1-12 showing lap data for Roberto Perrina.



FERRARI CHALLENGE NA MUGELLO OPEN PRACTICE 7

Sector Analysis

Table with 14 columns: Lap, Time, Sector 1, Sector 2, Sector 3, T.Spd, Elapsed. Rows 13-18 showing lap data for two drivers.

Driver 298 Mckade WANG (CAN) Ferrari of Vancouver Ferrari 488 Challenge EVO. Table with 14 columns: Lap, Time, Sector 1, Sector 2, Sector 3, T.Spd, Elapsed. Rows 1-16.

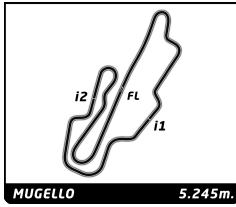
Driver 324 Steve CHECK (USA) Ferrari of Rancho Mirage Ferrari 488 Challenge EVO. Table with 14 columns: Lap, Time, Sector 1, Sector 2, Sector 3, T.Spd, Elapsed. Rows 1-20.

Driver 301 Roger MONTEFORTE (USA) Ferrari of Central New Jersey Ferrari 488 Challenge EVO. Table with 14 columns: Lap, Time, Sector 1, Sector 2, Sector 3, T.Spd, Elapsed. Rows 1-14.

Driver 325 Thor HAUGEN (USA) Ferrari Westlake Ferrari 488 Challenge EVO. Table with 14 columns: Lap, Time, Sector 1, Sector 2, Sector 3, T.Spd, Elapsed. Rows 1-14.

Driver 307 Rey ACOSTA (USA) The Collection Ferrari 488 Challenge EVO. Table with 14 columns: Lap, Time, Sector 1, Sector 2, Sector 3, T.Spd, Elapsed. Rows 1-12.

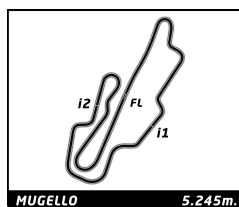
Driver 327 Lisa CLARK (USA) Ferrari Beverly Hills Ferrari 488 Challenge EVO. Table with 14 columns: Lap, Time, Sector 1, Sector 2, Sector 3, T.Spd, Elapsed. Rows 1-8.



FERRARI CHALLENGE NA MUGELLO OPEN PRACTICE 7

Sector Analysis

Table with columns: Lap, Time, Sector 1, Sector 2, Sector 3, T.Spd, Elapsed. Includes driver profiles for Yahn BERNIER, Bruce CLEVELAND, Sureel CHOKSI, Jeffrey NUNBERG, Dana GOODWIN, and Lance CAWLEY.



FERRARI CHALLENGE NA
MUGELLO
OPEN PRACTICE 7

Sector Analysis

— Invalidated Lap ■ Personal Best ■ Session Best B Crossing the pit lane

Lap	Time	Sector 1	Sector 2	Sector 3	T.Spd	Elapsed	Lap	Time	Sector 1	Sector 2	Sector 3	T.Spd	Elapsed
377	David VORONIN					USA	13	1:54.403	38.646	36.208	39.549	270.4	45:30.183
	Foreign Cars Italia					Ferrari 488 Challenge EVO	14	4:07.978 B	38.864	36.724	2:52.390	267.1	49:38.161
1	2:48.282	1:18.408	45.506	44.368	115.4	2:48.282	15	2:03.954	47.187	36.347	40.420	177.4	51:42.115
2	2:01.665	41.165	38.180	42.320	263.2	4:49.947	16	1:55.353	39.220	36.131	40.002	267.8	53:37.468
3	1:58.941	41.049	36.983	40.909	241.1	6:48.888	17	1:56.912	39.285	36.718	40.909	267.8	55:34.380
4	9:23.139 B	39.742	37.507	8:05.890	269.8	16:12.027							
5	2:12.454	54.136	37.879	40.439	167.5	18:24.481							
6	1:55.356	39.483	35.879	39.994	265.8	20:19.837							
7	1:55.572	39.526	36.086	39.960	267.8	22:15.409							
8	1:54.264	39.005	35.644	39.615	267.8	24:09.673							
9	1:55.363	38.922	35.911	40.530	268.4	26:05.036							
10	1:56.043	39.667	36.512	39.864	268.4	28:01.079							
11	1:54.918	39.060	35.909	39.949	267.8	29:55.997							
12	5:43.619 B	41.408			266.5	35:39.616							
13	2:23.975	57.930	42.829	43.216	139.6	38:03.591							
14	2:01.483	40.753	36.925	43.805	261.3	40:05.074							
15	1:54.166	38.723	35.484	39.959	267.8	41:59.240							
16	1:54.863	38.642	36.088	40.133	268.4	43:54.103							
17	3:58.037 B	39.453	36.434	2:42.150	269.8	47:52.140							
18	2:05.155	46.301	38.266	40.588	184.3	49:57.295							
19	1:51.636	38.095	34.519	39.022	271.1	51:48.931							
20	1:50.836	37.647	34.311	38.878	270.4	53:39.767							
390	John VISKUP					USA							
	Boardwalk Ferrari					Ferrari 488 Challenge EVO							
1	5:19.236	3:51.644	43.007	44.585	96.2	5:19.236							
2	2:04.612	41.744	40.473	42.395	261.3	7:23.848							
3	8:57.355 B	39.818	42.658	7:34.879	263.2	16:21.203							
4	2:14.723	52.397	39.350	42.976	136.6	18:35.926							
5	1:59.696	39.798	37.778	42.120	263.2	20:35.622							
6	2:00.804	40.171	38.298	42.335	263.2	22:36.426							
7	2:01.225	40.115	38.303	42.807	262.6	24:37.651							
8	2:03.611	41.719	38.408	43.484	261.3	26:41.262							
9	6:56.050 B	40.475	38.459	5:37.116	261.3	33:37.312							
10	4:07.265	2:47.352	37.931	41.982	154.4	37:44.577							
11	1:59.953	40.364	37.846	41.743	261.3	39:44.530							
12	1:58.789	39.864	37.762	41.163	263.2	41:43.319							
13	1:57.958	39.528	37.384	41.046	264.5	43:41.277							
14	1:59.016	39.657	37.387	41.972	264.5	45:40.293							
15	2:01.886	40.332	38.362	43.192	263.2	47:42.179							
16	4:56.305 B	42.063	48.998	3:25.244	262.6	52:38.484							
399	Cameron ROOT					USA							
	Ron Tonkin Gran Turismo					Ferrari 488 Challenge EVO							
1	3:24.514	1:51.216	45.910	47.388	131.9	3:24.514							
2	2:09.951	44.267	42.888	42.796	267.1	5:34.465							
3	2:00.756	40.992	38.393	41.371	269.1	7:35.221							
4	16:04.751 B	41.139			268.4	23:39.972							
5	2:23.269	54.986	42.826	45.457	136.1	26:03.241							
6	1:59.807	41.672	37.458	40.677	265.8	28:03.048							
7	2:00.298	40.176	37.612	42.510	269.1	30:03.346							
8	1:56.799	39.519	36.280	41.000	267.1	32:00.145							
9	5:19.326 B	39.420	40.070	3:59.836	267.1	37:19.471							
10	2:20.864	55.643	42.142	43.079	142.9	39:40.335							
11	2:00.247	41.147	39.284	39.816	267.1	41:40.582							
12	1:55.198	39.615	36.115	39.468	267.1	43:35.780							