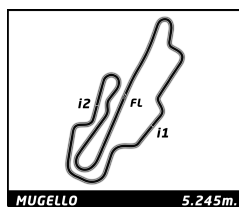


FERRARI CHALLENGE NA MUGELLO OPEN PRACTICE 6

Sector Analysis

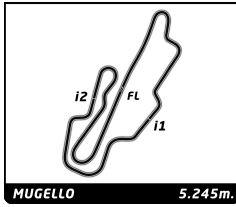
Table with columns: Lap, Time, Sector 1, Sector 2, Sector 3, T.Sp, Elapsed. Rows include driver names (Brian COOK, Tony DAVIS, Michael MATHES, Justin ROTHBERG, Marc MUZZO) and their respective lap data with highlighted best times.



FERRARI CHALLENGE NA MUGELLO OPEN PRACTICE 6

Sector Analysis

Table with columns: Lap, Time, Sector 1, Sector 2, Sector 3, T.Spd, Elapsed. Includes driver profiles for Dylan MEDLER, Omar BALKISSOON, Matt KURZEJEWSKI, Roberto PERRINA, Michael PORTER, and Mckade WANG.



FERRARI CHALLENGE NA MUGELLO OPEN PRACTICE 6

Sector Analysis

Table with 14 columns: Lap, Time, Sector 1, Sector 2, Sector 3, T.Spd, Elapsed. Contains two rows of data for laps 4-15 and 8-19.

Driver profile for Roger MONTEFORTE (USA), Ferrari of Central New Jersey, Ferrari 488 Challenge EVO. Table with 7 columns: Lap, Time, Sector 1, Sector 2, Sector 3, T.Spd, Elapsed.

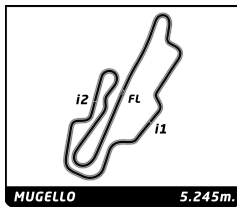
Driver profile for Thor HAUGEN (USA), Ferrari Westlake, Ferrari 488 Challenge EVO. Table with 7 columns: Lap, Time, Sector 1, Sector 2, Sector 3, T.Spd, Elapsed.

Driver profile for Rey ACOSTA (USA), The Collection, Ferrari 488 Challenge EVO. Table with 7 columns: Lap, Time, Sector 1, Sector 2, Sector 3, T.Spd, Elapsed.

Driver profile for Lisa CLARK (USA), Ferrari Beverly Hills, Ferrari 488 Challenge EVO. Table with 7 columns: Lap, Time, Sector 1, Sector 2, Sector 3, T.Spd, Elapsed.

Driver profile for Steve CHECK (USA), Ferrari of Rancho Mirage, Ferrari 488 Challenge EVO. Table with 7 columns: Lap, Time, Sector 1, Sector 2, Sector 3, T.Spd, Elapsed.

Driver profile for Yahn BERNIER (USA), Ferrari of Seattle, Ferrari 488 Challenge EVO. Table with 7 columns: Lap, Time, Sector 1, Sector 2, Sector 3, T.Spd, Elapsed.



FERRARI CHALLENGE NA MUGELLO OPEN PRACTICE 6

Sector Analysis

Invalidated Lap Personal Best Session Best Crossing the pit lane

Table with 14 columns: Lap, Time, Sector 1, Sector 2, Sector 3, T.Spd, Elapsed. Rows 4-18 showing driver data.

Driver profile for Jeffrey NUNBERG (USA), Ferrari of Central New Jersey. Table with 7 columns: Lap, Time, Sector 1, Sector 2, Sector 3, T.Spd, Elapsed. Rows 1-15.

Driver profile for Dana GOODWIN (USA), Ferrari of Newport Beach. Table with 7 columns: Lap, Time, Sector 1, Sector 2, Sector 3, T.Spd, Elapsed. Rows 1-11.

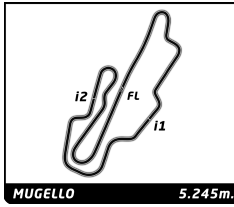
Driver profile for Bruce CLEVELAND (USA), Ferrari Silicon Valley. Table with 7 columns: Lap, Time, Sector 1, Sector 2, Sector 3, T.Spd, Elapsed. Rows 1-7.

Table with 14 columns: Lap, Time, Sector 1, Sector 2, Sector 3, T.Spd, Elapsed. Row 8.

Driver profile for Sureel CHOKSI (USA), Ferrari of Denver. Table with 7 columns: Lap, Time, Sector 1, Sector 2, Sector 3, T.Spd, Elapsed. Rows 1-15.

Driver profile for Lance CAWLEY (USA), Ferrari of Atlanta. Table with 7 columns: Lap, Time, Sector 1, Sector 2, Sector 3, T.Spd, Elapsed. Rows 1-16.

Driver profile for David VORONIN (USA), Foreign Cars Italia. Table with 7 columns: Lap, Time, Sector 1, Sector 2, Sector 3, T.Spd, Elapsed. Rows 1-16.



FERRARI CHALLENGE NA
MUGELLO
OPEN PRACTICE 6

Sector Analysis

— Invalidated Lap ■ Personal Best ■ Session Best B Crossing the pit lane

Lap	Time	Sector 1	Sector 2	Sector 3	T.Spd	Elapsed	Lap	Time	Sector 1	Sector 2	Sector 3	T.Spd	Elapsed
17	1:55.782	39.217	36.513	40.052	265.2	40:30.222							
18	8:03.668B	41.099			263.9	48:33.890							
19	2:11.794	50.849	36.736	44.209	136.9	50:45.684							
20	1:54.232	38.642	35.848	39.742	263.9	52:39.916							
21	1:54.921	39.006	36.020	39.895	265.8	54:34.837							
22	1:55.111	39.139	36.013	39.959	265.8	56:29.948							

390 John VISKUP USA
Boardwalk Ferrari Ferrari 488 Challenge EVO

1	12:37.539	...	43.590	44.675	116.2	12:37.539
2	2:05.214	41.848	39.500	43.866	256.4	14:42.753
3	2:06.517	41.066	39.144	46.307	259.5	16:49.270
4	2:03.429	41.187	39.143	43.099	259.5	18:52.699
5	2:04.984	41.745	39.801	43.438	260.7	20:57.683
6	2:06.648	41.062	41.878	43.708	259.5	23:04.331
7	2:07.140	42.120	40.763	44.257	260.7	25:11.471
8	2:05.292	41.637	39.552	44.103	262.0	27:16.763
9	10:44.264B	41.377	41.459	9:21.428	259.5	38:01.027

399 Cameron ROOT USA
Ron Tonkin Gran Turismo Ferrari 488 Challenge EVO

1	10:16.224B	6:00.800	42.604	3:32.820	98.0	10:16.224
2	2:15.784	53.431	40.019	42.334	127.8	12:32.008
3	2:00.989	40.434	39.460	41.095	263.9	14:32.997
4	2:01.403	42.310	38.074	41.019	264.5	16:34.400
5	1:58.684	40.466	37.074	41.144	262.0	18:33.084
6	1:58.382	40.181	37.232	40.969	262.0	20:31.466
7	1:56.936	39.440	36.883	40.613	263.2	22:28.402
8	1:57.507	39.368	37.237	40.902	262.6	24:25.909
9	2:00.253	41.919	38.126	40.208	264.5	26:26.162
10	1:56.983	39.614	36.953	40.416	266.5	28:23.145
11	21:04.153B	40.768	36.948	...	267.8	49:27.298
12	2:19.961	52.097	43.077	44.787	162.0	51:47.259
13	2:09.518	42.961	40.831	45.726	263.2	53:56.777
14	2:06.520	43.007	39.960	43.553	233.8	56:03.297