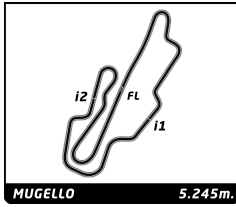


FERRARI CHALLENGE NA MUGELLO OPEN PRACTICE 2

Sector Analysis

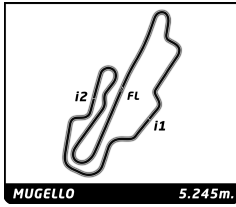
Table with columns: Lap, Time, Sector 1, Sector 2, Sector 3, T.Sp, Elapsed. Rows include driver names (Brian COOK, Tony DAVIS, Michael MATHES, Justin ROTHBERG, Marc MUZZO, Dylan MEDLER, Matt KURZEJEWSKI) and their respective lap times and sector data.



FERRARI CHALLENGE NA MUGELLO OPEN PRACTICE 2

Sector Analysis

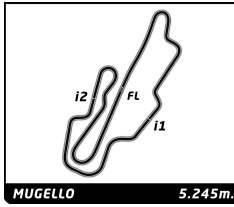
Table with columns: Lap, Time, Sector 1, Sector 2, Sector 3, T.Spd, Elapsed. Includes driver names like Michael PORTER, Roberto PERRINA, Custodio TOLEDO, Mckade WANG, Roger MONTEFORTE, Steve CHECK, and Lisa CLARK. Legend: _ Invalidated Lap, Personal Best, Session Best, B Crossing the pit lane.



FERRARI CHALLENGE NA MUGELLO OPEN PRACTICE 2

Sector Analysis

Table with columns: Lap, Time, Sector 1, Sector 2, Sector 3, T.Spd, Elapsed. Includes driver names like Yahn BERNIER, Sureel CHOKSI, Jeffrey NUNBERG, Dana GOODWIN, Bruce CLEVELAND, John VISKUP and their respective lap times and sector data.



FERRARI CHALLENGE NA
MUGELLO
OPEN PRACTICE 2

Sector Analysis

— Invalidated Lap ■ Personal Best ■ Session Best B Crossing the pit lane

Lap	Time	Sector 1	Sector 2	Sector 3	T.Spd	Elapsed	Lap	Time	Sector 1	Sector 2	Sector 3	T.Spd	Elapsed
2	2:07.956	42.983	40.347	44.626	257.6	44:59.903							
3	2:10.236	43.785	40.841	45.610	239.5	47:10.139							
4	2:05.402	41.482	39.566	44.354	260.1	49:15.541							
5	5:24.811 B	42.242	41.704	4:00.865	258.9	54:40.352							

399 **Cameron ROOT** USA
 Ron Tonkin Gran Turismo Ferrari 488 Challenge EVO

1	9:43.903	8:17.588	42.817	43.498	104.5	9:43.903
2	2:02.207	41.616	38.232	42.359	259.5	11:46.110
3	10:49.134 B	40.868	39.264	9:29.002	262.6	22:35.244
4	2:24.925	57.180	43.094	44.651	143.4	25:00.169
5	5:41.271 B	48.387			258.2	30:41.440
6	2:12.747	51.144	39.663	41.940	166.0	32:54.187
7	2:01.026	40.183	39.042	41.801	266.5	34:55.213
8	1:59.337	39.730	37.916	41.691	265.8	36:54.550
9	2:00.649	40.361	38.275	42.013	263.9	38:55.199
10	1:59.966	40.159	38.558	41.249	264.5	40:55.165
11	2:00.576	40.700	37.779	42.097	265.2	42:55.741
12	2:00.701	40.629	39.093	40.979	265.2	44:56.442
13	1:59.036	40.131	37.734	41.171	265.8	46:55.478
14	1:58.700	40.087	37.321	41.292	263.2	48:54.178
15	2:03.830	40.667	41.567	41.596	265.2	50:58.008
16	2:00.053	40.614	37.712	41.727	265.2	52:58.061
17	1:59.839	41.443	37.598	40.798	265.2	54:57.900
18	1:59.203	40.172	37.553	41.478	265.2	56:57.103