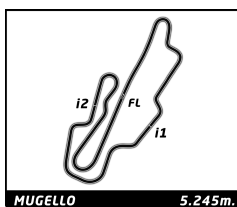


COPPA SHELL MUGELLO Race 2

Sector Analysis

_ Invalidated Lap							■ Personal Best							■ Session Best							B Crossing the pit lane							
Lap	Time	Sector 1	Sector 2	Sector 3	T.Spd	Elapsed	Lap	Time	Sector 1	Sector 2	Sector 3	T.Spd	Elapsed	Lap	Time	Sector 1	Sector 2	Sector 3	T.Spd	Elapsed	Lap	Time	Sector 1	Sector 2	Sector 3	T.Spd	Elapsed	
100 Stephen EARLE USA																												
Kessel Racing														Ferrari 488 Challenge EVO														
1	2:30.089	55.700	40.873	53.516		2:30.089	10	3:11.623	1:03.373	58.198	1:10.052	129.7	24:04.920	11	3:13.868	1:01.487	1:03.319	1:09.062	139.4	27:18.788	12	2:40.342	42.399	56.728	1:01.215	267.8	29:59.130	
2	3:06.872	1:03.035	1:02.089	1:01.748	83.8	5:36.961	13	3:22.990	1:03.127	1:03.636	1:16.227	160.8	33:22.120															
3	3:09.908	1:00.034	57.218	1:12.656	141.4	8:46.869																						
4	2:01.672	41.752	38.524	41.396	262.6	10:48.541																						
5	2:00.185	40.762	38.334	41.089	269.8	12:48.726																						
6	2:00.052	40.671	38.088	41.293	269.1	14:48.778																						
7	1:59.965	40.696	38.154	41.115	267.8	16:48.743																						
8	2:01.943	40.938	38.539	42.466	267.1	18:50.686																						
9	2:22.048	46.840	44.774	50.434	213.2	21:12.734																						
10	3:09.844	59.643	57.364	1:12.837	179.7	24:22.578																						
109 Ernst KIRCHMAYR AUT																												
Gohm - Baron Motorsport														Ferrari 488 Challenge EVO														
1	2:12.956		47.699	35.713	49.544	2:12.956																						
2	3:05.474	1:01.509	1:00.107	1:03.858	157.8	5:18.430																						
3	3:19.025		58.683	58.957	1:21.385	107.4	8:37.455																					
4	1:55.404	39.495	35.870	40.039	258.2	10:32.859																						
5	1:54.648		38.829	35.655	40.164	269.8	12:27.507																					
6	1:54.454		38.896	35.549	40.009	269.1	14:21.961																					
7	1:55.575	39.289	35.923	40.363	269.1	16:17.536																						
8	1:56.145	39.446	36.034	40.665	266.5	18:13.681																						
9	2:36.718	42.664	53.395	1:00.659	269.8	20:50.399																						
10	3:11.011	1:02.982	57.751	1:10.278	133.6	24:01.410																						
11	3:13.039	1:01.557	1:03.453	1:08.029	132.9	27:14.449																						
12	2:39.207	42.374	55.158	1:01.675	265.2	29:53.656																						
13	3:23.423	1:04.224	1:03.680	1:15.519	147.7	33:17.079																						
111 Martinus RICHTER DEU																												
MERTEL Motorsport														Ferrari 488 Challenge EVO														
1	2:20.006		52.874	39.274	47.858	2:20.006																						
2	3:07.166	1:03.662	1:00.208	1:03.296	72.1	5:27.172																						
3	3:14.226	59.070	58.324	1:16.832	135.7	8:41.398																						
4	1:59.095	40.932	37.151	41.012	263.2	10:40.493																						
5	1:57.934	39.956	37.555	40.423	272.5	12:38.427																						
6	1:58.734	39.790	37.763	41.181	270.1	14:37.161																						
7	1:58.506	40.654	37.308	40.544	269.1	16:35.667																						
8	1:55.974	39.316	36.094	40.564	271.8	18:31.641																						
9	2:27.225	43.714	42.606	1:00.905	267.8	20:58.866																						
10	3:09.829	1:01.406	58.464	1:09.959	187.4	24:08.695																						
113 Henrik KAMSTRUP DNK																												
Formula Racing														Ferrari 488 Challenge EVO														
1	2:26.116		54.145	39.893	52.078	2:26.116																						
2	3:05.468	1:01.527	1:01.036	1:02.905	68.2	5:31.584																						
3	3:12.436	59.747	58.080	1:14.609	140.1	8:44.020																						
4	2:00.615	42.185	37.434	40.996	262.0	10:44.635																						
5	1:57.679	40.494	36.700	40.485	272.5	12:42.314																						
6	1:58.292	40.138	36.754	41.400	272.5	14:40.606																						
7	1:58.734	40.495	37.324	40.915	269.8	16:39.340																						
8	1:58.871	40.090	37.137	41.644	271.8	18:38.211																						
9	2:28.506	47.038	41.451	1:00.017	238.9	21:06.717																						
10	3:10.489	1:00.746	57.594	1:12.149	172.8	24:17.206																						
11	3:14.748	59.118	1:03.076	1:12.554	172.8	27:31.954																						
12	2:42.988	45.217	56.381	1:01.390	257.0	30:14.942																						
13	3:18.950	57.700	1:05.373	1:15.877	166.0	33:33.892																						
114 Masaru YONEDA JPN																												
Cornes Osaka														Ferrari 488 Challenge EVO														
1	2:30.496		56.194	40.830	53.472	2:30.496																						
2	3:06.811	1:03.108	1:02.022	1:01.681	82.3	5:37.307																						
3	3:09.774	1:00.464	56.897	1:12.413	130.0	8:47.081																						
4	2:03.410	42.678	39.140	41.592	267.1	10:50.491																						
5	1:59.481	40.420	37.550	41.511	267.1	12:49.972																						



COPPA SHELL MUGELLO Race 2

Sector Analysis

Invalidated Lap

Personal Best

Session Best

Crossing the pit lane

Table with 7 columns: Lap, Time, Sector 1, Sector 2, Sector 3, T.Spd, Elapsed. Rows 6-13.

Driver 116 Kanji YAGURA (JPN) data table with 7 columns: Lap, Time, Sector 1, Sector 2, Sector 3, T.Spd, Elapsed. Rows 1-13.

Driver 118 James WEILAND (USA) data table with 7 columns: Lap, Time, Sector 1, Sector 2, Sector 3, T.Spd, Elapsed. Rows 1-13.

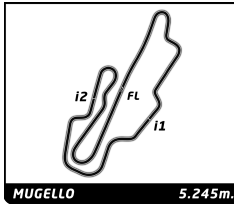
Driver 119 Luis PERUSQUIA (MEX) data table with 7 columns: Lap, Time, Sector 1, Sector 2, Sector 3, T.Spd, Elapsed. Rows 1-13.

Driver 120 Guy FAWE (BEL) data table with 7 columns: Lap, Time, Sector 1, Sector 2, Sector 3, T.Spd, Elapsed. Rows 1-13.

Driver 124 Kirk BAERWALDT (SGP) data table with 7 columns: Lap, Time, Sector 1, Sector 2, Sector 3, T.Spd, Elapsed. Rows 1-13.

Driver 127 Tommy LINDROTH (SWE) data table with 7 columns: Lap, Time, Sector 1, Sector 2, Sector 3, T.Spd, Elapsed. Rows 1-13.

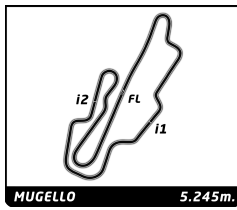
Driver 129 Masafumi HIWATASHI (JPN) data table with 7 columns: Lap, Time, Sector 1, Sector 2, Sector 3, T.Spd, Elapsed. Rows 1-6.



COPPA SHELL
MUGELLO
Race 2

Sector Analysis

_ Invalidated Lap							■ Personal Best		■ Session Best		■ Crossing the pit lane		
Lap	Time	Sector 1	Sector 2	Sector 3	T.Spd	Elapsed	Lap	Time	Sector 1	Sector 2	Sector 3	T.Spd	Elapsed
133 Murat CUHADAROGLU TUR													
Kessel Racing Ferrari 488 Challenge EVO													
1	2:13.705	48.642	36.831	48.232		2:13.705							
2	3:05.603	1:01.608	59.946	1:04.049	94.0	5:19.308							
3	3:18.502	58.547	58.868	1:21.087	122.7	8:37.810							
4	1:56.307	39.986	36.209	40.112	261.3	10:34.117							
5	1:55.452	39.290	35.816	40.346	271.8	12:29.569							
6	2:17.474	39.405	37.326	1:00.743	269.1	14:47.043							
7	2:03.616	46.359	36.276	40.981	175.6	16:50.659							
8	2:02.021	40.070	38.621	43.330	269.1	18:52.680							
9	2:22.628	46.078	44.715	51.835	248.8	21:15.308							
10	3:09.488	58.650	57.849	1:12.989	185.5	24:24.796							
11	3:12.833	57.168	1:03.755	1:11.910	182.7	27:37.629							
12	2:47.114	48.048	57.242	1:01.824	231.8	30:24.743							
13	3:21.940	57.700	1:03.112	1:21.128	155.5	33:46.683							
139 Yasutaka SHIRASAKI JPN													
Rosso Scuderia Ferrari 488 Challenge EVO													
1	2:21.179	52.605	40.558	48.016		2:21.179							
2	3:07.943	1:04.022	1:00.183	1:03.738	76.7	5:29.122							
3	3:12.803	58.586	58.142	1:16.075	117.4	8:41.925							
4	2:00.513	42.103	37.599	40.811	265.8	10:42.438							
5	1:57.369	40.015	37.081	40.273	274.5	12:39.807							
6	1:58.588	39.952	37.079	41.557	274.5	14:38.395							
7	1:59.375	41.093	37.613	40.669	275.9	16:37.770							
8	1:59.638	40.483	36.952	42.203	276.6	18:37.408							
9	2:27.704	46.259	41.446	59.999	242.7	21:05.112							
10	3:10.483	1:00.424	57.882	1:12.177	173.7	24:15.595							
11	3:15.461	59.174	1:02.363	1:13.924	166.7	27:31.056							
12	2:41.334	43.698	54.826	1:02.810	259.5	30:12.390							
13	3:17.848	57.212	1:04.646	1:15.990	191.7	33:30.238							
140 Pino FRASCARO ITA													
Kessel Racing Ferrari 488 Challenge EVO													
1	2:29.278	55.457	40.716	53.105		2:29.278							
2	3:06.908	1:02.276	1:02.954	1:01.678	83.0	5:36.186							
3	3:10.340	59.407	58.146	1:12.787	134.4	8:46.526							
4	2:00.996	41.440	38.478	41.078	263.9	10:47.522							
5	1:59.238	39.996	37.813	41.429	272.5	12:46.760							
6	1:59.257	39.964	38.086	41.207	271.8	14:46.017							
7	2:00.619	40.293	38.926	41.400	270.4	16:46.636							
8	2:00.113	39.854	37.654	42.605	269.1	18:46.749							
9	2:24.177	43.324	40.436	1:00.417	214.0	21:10.926							
10	3:08.996	1:00.100	57.753	1:11.143	175.9	24:19.922							
11	3:13.461	59.273	1:03.758	1:10.430	173.4	27:33.383							
12	2:45.234	45.837	56.341	1:03.056	243.8	30:18.617							
13	3:19.844	55.733	1:05.441	1:18.670	194.8	33:38.461							
150 Werner GENTER DEU													
Moll Sportwagen Hannover Ferrari 488 Challenge EVO													
1	2:36.003	58.015	41.921	56.067		2:36.003							
2	3:05.478	1:02.236	1:01.979	1:01.263	106.6	5:41.481							
3	3:07.742	1:01.399	55.868	1:10.475	130.7	8:49.223							
4	2:04.460	43.524	39.474	41.462	256.4	10:53.683							
5	2:00.873	40.593	38.872	41.408	269.1	12:54.556							
6	1:58.987	40.338	37.366	41.283	267.1	14:53.543							
7	2:00.525	41.636	37.309	41.580	266.5	16:54.068							
8	2:00.673	40.101	37.574	42.998	267.8	18:54.741							
9	2:22.162	45.874	44.639	51.649	220.5	21:16.903							
10	3:09.655	59.517	57.619	1:12.519	181.8	24:26.558							
11	3:12.794	59.175	1:02.581	1:11.038	179.4	27:39.352							
12	2:49.239	50.289	56.700	1:02.250	222.3	30:28.591							
13	3:21.741	58.984	1:02.584	1:20.173	155.1	33:50.332							
136 Alexander NUSSBAUMER AUT													
Gohm - Scuderia GT Ferrari 488 Challenge EVO													
1	2:27.437	54.940	39.760	52.737		2:27.437							
2	3:05.900	1:01.730	1:01.526	1:02.644	78.4	5:33.337							
3	3:11.053	59.467	58.066	1:13.520	142.7	8:44.390							
4	1:59.613	40.867	37.452	41.294	260.7	10:44.003							
5	1:56.677	39.542	36.824	40.311	270.4	12:40.680							
6	1:58.251	40.063	36.861	41.327	273.9	14:38.931							
7	1:59.221	40.677	37.875	40.669	272.5	16:38.152							
8	1:59.485	40.534	36.803	42.148	273.9	18:37.637							
9	2:28.556	46.764	41.467	1:00.325	223.7	21:06.193							
10	3:10.266	1:00.236	57.819	1:12.211	172.8	24:16.459							
11	3:14.763	59.176	1:02.894	1:12.693	181.2	27:31.222							
12	2:42.056	44.191	55.025	1:02.840	247.7	30:13.278							
13	3:17.776	57.036	1:05.052	1:15.688	174.8	33:31.054							
151 John DHILLON GBR													
Graypaul Nottingham Ferrari 488 Challenge EVO													
1	2:10.024	47.182	35.949	46.893		2:10.024							
2	3:07.166	1:03.715	1:00.041	1:03.410	140.3	5:17.190							
3	3:19.952	59.186	58.893	1:21.873	138.7	8:37.142							
4	1:56.729	40.394	35.976	40.359	255.8	10:33.871							
5	1:56.095	39.197	35.787	41.111	270.4	12:29.966							
6	1:57.308	39.639	36.718	40.951	270.4	14:27.274							



COPPA SHELL
MUGELLO
Race 2

Sector Analysis

— Invalidated Lap

■ Personal Best

■ Session Best

B Crossing the pit lane

Lap	Time	Sector 1	Sector 2	Sector 3	T.Sp	Elapsed
7	1:56.896	39.276	36.456	41.164	269.1	16:24.170

152	Thomas LÖFFLAD	DEU
Gohm - Scuderia GT Ferrari 488 Challenge EVO		

1	2:20.666	53.341	39.239	48.086		2:20.666
2	3:07.186	1:03.762	1:00.292	1:03.132	76.7	5:27.852
3	3:13.750	58.953	58.528	1:16.269	119.7	8:41.602
4	<u>1:58.062</u>	41.141	36.380	<u>40.541</u>	262.0	10:39.664
5	1:57.613	40.292	37.305	40.016	273.2	12:37.277
6	1:58.450	40.411	37.508	40.531	271.8	14:35.727
7	1:55.127	39.175	35.757	40.195	270.4	16:30.854
8	1:57.861	39.799	36.551	41.511	272.5	18:28.715
9	2:28.788	43.247	43.822	1:01.719	267.1	20:57.503
10	3:10.007	1:01.576	58.483	1:09.948	169.1	24:07.510
11	3:12.757	1:02.044	1:02.539	1:08.174	150.2	27:20.267
12	2:46.146	43.130	57.759	1:05.257	265.8	30:06.413
13	3:18.023	58.184	1:05.189	1:14.650	189.7	33:24.436

161	Thomas GOSTNER	ITA
CDP - MP Racing Ferrari 488 Challenge EVO		

1	2:17.295	50.936	38.319	48.040		2:17.295
2	3:06.807	1:02.700	1:00.455	1:03.652	73.8	5:24.102
3	3:15.652	58.824	58.106	1:18.722	139.0	8:39.754
4	<u>1:58.905</u>	41.033	36.694	<u>41.178</u>	258.9	10:38.659
5	1:57.536	40.449	36.229	40.858	275.9	12:36.195
6	1:56.353	39.342	36.657	40.354	271.8	14:32.548
7	1:56.183	39.952	36.036	40.195	274.5	16:28.731
8	1:56.893	39.595	36.006	41.292	270.4	18:25.624
9	2:27.139	41.689	45.349	1:00.101	270.4	20:52.763
10	3:11.629	1:03.289	58.062	1:10.278	132.3	24:04.392
11	3:13.834	1:01.251	1:03.597	1:08.986	127.6	27:18.226
12	2:39.358	42.156	56.426	1:00.776	265.8	29:57.584
13	3:23.523	1:03.408	1:03.453	1:16.662	160.8	33:21.107

168	Yanbin XING	CHN
CTF Group China Ferrari 488 Challenge EVO		

1	2:26.778	54.544	40.115	52.119		2:26.778
2	3:05.790	1:01.508	1:01.427	1:02.855	73.7	5:32.568
3	3:11.415	59.587	57.971	1:13.857	137.3	8:43.983
4	<u>2:00.028</u>	41.046	37.349	<u>41.633</u>	263.2	10:44.011
5	1:57.365	40.128	36.767	40.470	268.4	12:41.376
6	1:58.196	39.923	36.838	41.435	267.8	14:39.572
7	<u>2:18.422</u> B	40.560	37.935	<u>59.934</u>	266.5	16:58.001
8	<u>2:09.385</u>	46.581	37.701	<u>45.103</u>	176.2	19:07.386
9	2:13.655	43.854	38.887	50.914	197.0	21:21.041
10	3:06.711	56.823	57.245	1:12.643	189.4	24:27.752
11	3:11.160	59.456	1:02.066	1:09.638	169.9	27:38.912
12	2:48.086	48.612	57.101	1:02.373	241.6	30:26.998
13	3:21.326	57.281	1:03.283	1:20.762	144.8	33:48.324

169	Yansheng LIANG	CHN
CTF Group China Ferrari 488 Challenge EVO		

1	2:39.520	1:01.898	48.854	48.768		2:39.520
2	3:03.753	1:00.195	1:02.652	1:00.906	128.5	5:43.273
3	3:07.792	1:01.261	55.776	1:10.755	115.9	8:51.065
4	2:16.399	46.221	44.083	46.095	263.2	11:07.464
5	2:16.212	45.030	45.323	45.859	265.8	13:23.676

6	2:14.436	44.680	44.162	45.594	265.2	15:38.112
7	2:14.161	43.827	44.870	45.464	263.9	17:52.273
8	2:12.780	42.992	44.377	45.411	267.1	20:05.053
9	2:16.293	43.614	43.736	48.943	263.2	22:21.346
10	2:15.151	43.052	42.374	49.725	260.7	24:36.497
11	3:05.967	56.556	1:02.326	1:07.085	223.2	27:42.464
12	2:47.069	48.182	56.729	1:02.158	262.0	30:29.533
13	3:21.693	59.471	1:01.884	1:20.338	148.7	33:51.226

170	Ken ABE	JPN
Formula Racing Ferrari 488 Challenge EVO		

1	2:31.614	56.652	41.351	53.611		2:31.614
2	3:07.398	1:03.727	1:01.939	1:01.732	80.0	5:39.012
3	3:08.776	1:00.201	56.788	1:11.787	131.8	8:47.788
4	<u>2:03.179</u>	42.277	<u>39.201</u>	41.701	260.7	10:50.967
5	1:59.766	40.354	37.894	41.518	267.1	12:50.733
6	1:59.696	40.050	38.410	41.236	267.1	14:50.429
7	<u>1:59.600</u>	40.487	37.863	<u>41.250</u>	266.5	16:50.029
8	<u>2:03.259</u>	40.278	38.767	<u>44.214</u>	263.2	18:53.288
9	2:22.755	46.072	44.664	52.019	248.2	21:16.043
10	3:09.298	58.822	57.595	1:12.881	189.7	24:25.341
11	3:12.364	57.851	1:03.464	1:11.049	174.5	27:37.705
12	2:45.482	46.986	54.827	1:03.669	236.9	30:23.187
13	3:21.193	55.965	1:04.802	1:20.426	163.5	33:44.380

177	Fons SCHELTEMA	NLD
Kessel Racing Ferrari 488 Challenge EVO		

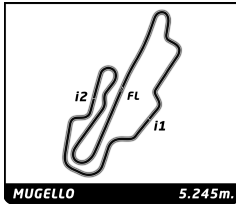
1	2:19.018	52.311	39.200	47.507		2:19.018
2	3:07.362	1:03.662	1:00.523	1:03.177	71.8	5:26.380
3	3:14.789	58.947	58.276	1:17.566	125.1	8:41.169
4	1:59.672	42.014	36.674	40.984	263.9	10:40.841
5	<u>1:58.009</u>	39.937	37.593	<u>40.479</u>	273.9	12:38.850
6	1:58.797	39.684	37.848	41.265	273.2	14:37.647
7	1:59.187	40.423	37.431	41.333	273.9	16:36.834
8	1:58.763	40.113	37.668	40.982	266.5	18:35.597
9	2:27.694	44.945	43.539	59.210	272.5	21:03.291
10	3:10.161	1:00.221	58.259	1:11.681	163.7	24:13.452
11	3:16.538	59.846	1:02.579	1:14.113	161.3	27:29.990
12	2:40.014	42.609	54.554	1:02.851	261.3	30:10.004
13	3:16.751	57.514	1:05.146	1:14.091	182.7	33:26.755

178	Axel SARTINGEN	DEU
Lueg Sportivo - Herter Racing Ferrari 488 Challenge EVO		

1	2:09.460	46.473	35.375	47.612		2:09.460
2	3:06.983	1:03.524	59.778	1:03.681	138.1	5:16.443
3	3:20.061	59.197	59.052	1:21.812	140.6	8:36.504
4	<u>1:55.718</u>	<u>39.763</u>	36.130	39.825	255.2	10:32.222
5	<u>1:54.535</u>	<u>38.902</u>	35.610	40.023	267.8	12:26.757
6	<u>2:13.700</u> B	<u>38.836</u>	35.638	59.226	268.4	14:40.457

183	Christian HERDT-WIPPER	DEU
Emil Frey Sportivo Ferrari 488 Challenge EVO		

1	2:16.668	51.230	37.608	47.830		2:16.668
2	3:05.942	1:02.013	1:00.611	1:03.318	85.9	5:22.610
3	3:16.770	59.098	58.642	1:19.030	141.0	8:39.380
4	1:57.963	40.350	36.664	40.949	265.2	10:37.343
5	<u>1:55.459</u>	39.116	36.073	<u>40.270</u>	274.5	12:32.802



COPPA SHELL
MUGELLO
Race 2

Sector Analysis

Lap	Time	Sector 1	Sector 2	Sector 3	T.Sp	Elapsed	Lap	Time	Sector 1	Sector 2	Sector 3	T.Sp	Elapsed
6	1:55.963	39.259	36.119	40.585	276.6	14:28.765							
7	1:55.697	39.393	36.003	40.301	273.9	16:24.462							

188 Josef SCHUMACHER DEU
Eberlein Automobile Ferrari 488 Challenge EVO

1	2:17.858	52.062	38.702	47.094		2:17.858
2	3:06.905	1:03.137	1:00.482	1:03.286	72.9	5:24.763
3	3:15.484	58.752	58.118	1:18.614	145.7	8:40.247
4	1:58.275	41.011	36.748	40.516	258.9	10:38.522
5	<u>1:58.158</u>	41.034	36.542	<u>40.582</u>	271.1	12:36.680
6	2:00.404	40.760	38.354	41.290	269.8	14:37.084
7	1:58.468	40.556	37.202	40.710	268.4	16:35.552
8	1:59.344	40.189	37.499	41.656	267.8	18:34.896
9	2:24.839	42.690	41.000	1:01.149	267.8	20:59.735
10	3:10.014	1:01.551	58.613	1:09.850	203.6	24:09.749
11	3:19.367	1:01.820	1:02.399	1:15.148	132.7	27:29.116
12	2:39.839	43.388	53.237	1:03.214	257.0	30:08.955
13	3:17.241	57.638	1:04.667	1:14.936	207.9	33:26.196

193 Manuela GOSTNER ITA
CDP - MP Racing Ferrari 488 Challenge EVO

1	2:15.977	50.803	37.742	47.432		2:15.977
2	3:06.070	1:02.084	1:00.566	1:03.420	84.5	5:22.047
3	3:16.987	59.179	58.492	1:19.316	151.0	8:39.034
4	1:57.609	40.353	36.726	40.530	260.1	10:36.643
5	1:56.018	39.304	36.342	40.372	270.4	12:32.661
6	1:56.965	40.059	36.613	40.293	271.1	14:29.626
7	<u>1:56.468</u>	39.438	36.747	<u>40.283</u>	272.5	16:26.094
8	1:58.502	40.251	36.534	41.717	261.3	18:24.596
9	2:27.067	41.315	45.718	1:00.034	270.4	20:51.663
10	3:11.707	1:03.321	57.932	1:10.454	134.6	24:03.370
11	3:13.203	1:01.334	1:03.329	1:08.540	131.8	27:16.573
12	2:39.656	41.951	55.626	1:02.079	266.5	29:56.229
13	3:22.957	1:03.684	1:03.679	1:15.594	146.7	33:19.186

198 Eric CHEUNG CAN
Formula Racing Ferrari 488 Challenge EVO

1	2:18.399	51.779	39.357	47.263		2:18.399
2	3:07.252	1:03.798	1:00.146	1:03.308	72.3	5:25.651
3	3:15.209	59.111	58.207	1:17.891	133.7	8:40.860
4	1:58.568	40.998	36.758	40.812	258.9	10:39.428
5	1:57.731	40.352	36.977	40.402	270.4	12:37.159
6	<u>1:56.839</u>	39.969	36.419	<u>40.451</u>	271.1	14:33.998
7	1:56.432	39.451	36.469	40.512	268.4	16:30.430
8	1:57.159	39.839	36.627	40.693	269.8	18:27.589
9	2:29.200	43.839	43.669	1:01.692	269.8	20:56.789
10	3:09.786	1:01.533	58.442	1:09.811	174.5	24:06.575
11	3:13.257	1:02.364	1:02.088	1:08.805	140.3	27:19.832
12	2:45.448	42.195	58.283	1:04.970	264.5	30:05.280
13	3:18.134	58.256	1:05.399	1:14.479	201.7	33:23.414