

COPPA SHELL MUGELLO Race 1

Sector Analysis

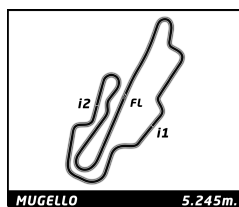
Invalidated Lap

Personal Best

Session Best

Crossing the pit lane

Table with columns: Lap, Time, Sector 1, Sector 2, Sector 3, T.Sp, Elapsed. Rows include drivers: Stephen EARLE, Ernst KIRCHMAYR, Paolo SCUDIERI, Martinus RICHTER, Motohiko ISOZAKI, Henrik KAMSTRUP, Stefano MARAZZI, Masaru YONEDA.



COPPA SHELL
MUGELLO
Race 1

Sector Analysis

— Invalidated Lap

■ Personal Best

■ Session Best

B Crossing the pit lane

Lap	Time	Sector 1	Sector 2	Sector 3	T.Spd	Elapsed	Lap	Time	Sector 1	Sector 2	Sector 3	T.Spd	Elapsed
9	2:17.344	46.392	44.155	46.797	256.4	24:05.345	6	2:17.470	46.608	44.454	46.408	262.0	16:56.606
10	2:15.708	46.063	43.749	45.896	256.4	26:21.053	7	2:18.042	46.623	44.935	46.484	265.2	19:14.648
11	2:15.596	45.509	44.094	45.993	256.4	28:36.649	8	2:17.760	46.269	44.357	47.134	263.9	21:32.408
12	2:16.904	46.156	44.700	46.048	256.4	30:53.553	9	2:18.088	46.670	44.347	47.071	264.5	23:50.496

116 Kanji YAGURA JPN
Cornes Osaka Ferrari 488 Challenge EVO

1	2:32.749	59.659	45.939	47.151		2:32.749
2	2:19.462	47.772	44.996	46.694	262.0	4:52.211
3	3:12.303	49.539	52.900	1:29.864	265.2	8:04.514
4	3:16.679	50.859	1:03.045	1:22.775	209.1	11:21.193
5	3:20.407	1:01.278	1:04.551	1:14.578	172.8	14:41.600
6	2:18.914	47.190	45.191	46.533	262.0	17:00.514
7	2:15.844	46.250	43.943	45.651	265.2	19:16.358
8	2:16.474	45.750	45.096	45.628	264.5	21:32.832
9	2:13.634	46.215	42.702	44.717	264.5	23:46.466
10	2:15.714	46.118	43.645	45.951	268.4	26:02.180
11	2:13.169	45.167	43.041	44.961	262.6	28:15.349
12	2:15.660	46.135	43.150	46.375	265.2	30:31.009

118 James WEILAND USA
Rossocorsa Ferrari 488 Challenge EVO

1	2:33.915	1:00.508	47.054	46.353		2:33.915
2	2:15.546	46.119	44.306	45.121	260.1	4:49.461
3	3:09.062	49.506	53.111	1:26.445	260.1	7:58.523
4	3:15.491	53.317	1:03.787	1:18.387	196.2	11:14.014
5	3:26.160	1:05.350	1:04.189	1:16.621	145.9	14:40.174
6	2:18.617	47.184	45.397	46.036	257.0	16:58.791
7	2:16.346	46.380	44.623	45.343	258.2	19:15.137
8	2:29.659	46.406	57.376	45.877	260.7	21:44.796
9	2:14.553	45.163	43.845	45.545	256.4	23:59.349
10	2:13.104	45.123	43.183	44.798	257.6	26:12.453
11	2:12.541	45.125	42.784	44.632	257.6	28:24.994
12	2:13.407	45.379	42.779	45.249	259.5	30:38.401

119 Luis PERUSQUIA MEX
Rossocorsa Ferrari 488 Challenge EVO

1	2:41.786	1:04.601	48.336	48.849		2:41.786
2	2:27.185	49.272	47.634	50.279	224.6	5:08.971
3	3:11.849	52.564	48.643	1:30.642	215.7	8:20.820
4	3:12.684	52.814	51.710	1:28.160	181.5	11:33.504
5	3:12.729	54.057	1:04.863	1:13.809	202.8	14:46.233
6	2:24.319	48.887	47.102	48.330	216.1	17:10.552
7	2:24.088	48.814	46.162	49.112	239.5	19:34.640
8	2:24.963	48.476	47.776	48.711	242.7	21:59.603
9	2:25.740	48.594	47.537	49.609	236.9	24:25.343
10	2:24.017	48.573	46.830	48.614	244.3	26:49.360
11	2:26.226	48.731	47.746	49.749	241.1	29:15.586
12	2:26.121	48.754	47.444	49.923	236.9	31:41.707

120 Guy FAWE BEL
Scuderia FMA Ferrari 488 Challenge EVO

1	2:31.326	59.936	45.603	45.787		2:31.326
2	2:17.767	47.255	44.373	46.139	262.6	4:49.093
3	3:01.347	48.770	51.445	1:21.132	264.5	7:50.440
4	3:22.542	58.061	1:04.557	1:19.924	238.4	11:12.982
5	3:26.154	1:05.759	1:03.542	1:16.853	143.2	14:39.136

124 Kirk BAERWALDT SGP
Kessel Racing Ferrari 488 Challenge EVO

1	2:30.523	58.233	46.267	46.023		2:30.523
2	2:17.504	46.476	45.244	45.784	258.9	4:48.027
3	3:01.777	49.165	51.267	1:21.345	260.7	7:49.804
4	3:21.826	57.723	1:04.617	1:19.486	253.4	11:11.630
5	3:26.082	1:05.934	1:03.131	1:17.017	148.1	14:37.712
6	2:18.040	46.771	45.431	45.838	258.2	16:55.752
7	2:17.548	47.061	44.825	45.662	261.3	19:13.300
8	2:15.944	46.220	43.964	45.760	261.3	21:29.244
9	2:15.727	46.213	43.858	45.656	260.1	23:44.971
10	2:14.980	46.378	43.533	45.069	260.7	25:59.951
11	2:13.903	45.625	43.399	44.879	260.7	28:13.854
12	2:14.353	45.267	43.889	45.197	259.5	30:28.207

127 Tommy LINDROTH SWE
Gohm - Baron Motorsport Ferrari 488 Challenge EVO

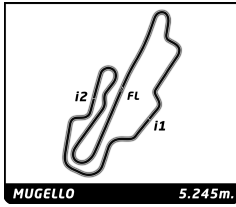
1	2:41.717	1:04.107	48.287	49.323		2:41.717
---	----------	----------	---------------	---------------	--	----------

129 Masafumi HIWATASHI JPN
European Version Ferrari 488 Challenge EVO

1	3:13.279	1:09.485	1:11.052	52.742		3:13.279
2	2:52.465	53.319	52.840	1:06.306	237.4	6:05.744
3	4:15.087	B 56.437	52.848	2:25.802	169.9	10:20.831
4	2:45.518	1:02.882	50.477	52.159	124.4	13:06.349
5	2:29.459	49.716	49.269	50.474	240.0	15:35.808
6	2:24.829	48.937	46.852	49.040	238.9	18:00.637
7	2:22.741	47.441	46.926	48.374	256.4	20:23.378
8	2:21.225	47.222	45.464	48.539	255.2	22:44.603
9	2:19.381	46.299	44.994	48.088	254.6	25:03.984
10	2:21.238	47.653	45.703	47.882	257.0	27:25.222
11	2:18.176	45.926	45.083	47.167	257.6	29:43.398
12	2:21.410	47.472	46.077	47.861	256.4	32:04.808

133 Murat CUHADARGLU TUR
Kessel Racing Ferrari 488 Challenge EVO

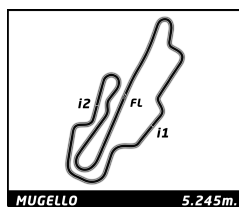
1	2:22.386	54.890	43.067	44.429		2:22.386
2	2:13.638	45.847	43.603	44.188	257.6	4:36.024
3	2:59.353	45.193	53.862	1:20.298	262.6	7:35.377
4	3:26.627	1:04.030	1:04.488	1:18.109	191.4	11:02.004
5	3:29.853	1:07.056	1:04.236	1:18.561	114.0	14:31.857
6	2:15.452	46.182	43.858	45.412	249.9	16:47.309
7	2:14.539	46.054	43.596	44.889	261.3	19:01.848
8	2:13.511	45.298	43.547	44.666	264.5	21:15.359
9	2:12.767	45.560	43.054	44.153	263.2	23:28.126
10	2:12.527	45.270	42.893	44.364	265.2	25:40.653
11	2:12.478	44.902	42.467	45.109	265.2	27:53.131
12	2:13.037	45.632	42.885	44.520	263.9	30:06.168



COPPA SHELL MUGELLO Race 1

Sector Analysis

Table with columns: Lap, Time, Sector 1, Sector 2, Sector 3, T.Sp, Elapsed. Rows include driver names like BABY KEI, Alexander NUSSBAUMER, Yasutaka SHIRASAKI, Pino FRASCARO, Werner GENTER, John DHILLON, Thomas LÖFFLAD, and Thomas GOSTNER, along with their respective lap times and sector data.



COPPA SHELL MUGELLO Race 1

Sector Analysis

Invalidated Lap Personal Best Session Best Crossing the pit lane

Table with 14 columns: Lap, Time, Sector 1, Sector 2, Sector 3, T.Spd, Elapsed. Includes driver 168 Yanbin XING.

Table with 7 columns: Lap, Time, Sector 1, Sector 2, Sector 3, T.Spd, Elapsed. Includes driver 169 Yansheng LIANG.

Table with 7 columns: Lap, Time, Sector 1, Sector 2, Sector 3, T.Spd, Elapsed. Includes driver 170 Ken ABE.

Table with 7 columns: Lap, Time, Sector 1, Sector 2, Sector 3, T.Spd, Elapsed. Includes driver 177 Fons SCHELTEMA.

Table with 14 columns: Lap, Time, Sector 1, Sector 2, Sector 3, T.Spd, Elapsed. Includes driver 183 Christian HERDT-WIPPER.

Table with 7 columns: Lap, Time, Sector 1, Sector 2, Sector 3, T.Spd, Elapsed. Includes driver 193 Manuela GOSTNER.

Table with 7 columns: Lap, Time, Sector 1, Sector 2, Sector 3, T.Spd, Elapsed. Includes driver 198 Eric CHEUNG.