

COPPA SHELL MUGELLO Free Practice

Sector Analysis

5.245m.

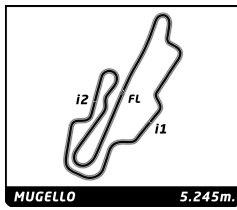
Invalidated Lap

Personal Best

Session Best

Crossing the pit lane

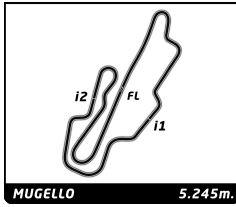
Table with columns: Lap, Time, Sector 1, Sector 2, Sector 3, T.Sp, Elapsed. Rows include driver names (Stephen EARLE, Paolo SCUDIERI, Motoshiko ISOZAKI, Stefano MARAZZI, Ernst KIRCHMAYR) and their respective lap times and sector data.



COPPA SHELL MUGELLO Free Practice

Sector Analysis

Table with columns: Lap, Time, Sector 1, Sector 2, Sector 3, T.Sp, Elapsed. Rows include drivers: Martinus RICHTER, Henrik KAMSTRUP, Masaru YONEDA, Kanji YAGURA, James WEILAND, Luis PERUSQUIA. Includes legend for Personal Best, Session Best, Crossing the pit lane.



COPPA SHELL MUGELLO Free Practice

Sector Analysis

Invalidated Lap Personal Best Session Best Crossing the pit lane

Table with 7 columns: Lap, Time, Sector 1, Sector 2, Sector 3, T.Spd, Elapsed. Rows 14-16.

Driver: 120 Guy FAWE BEL. Scuderia FMA Ferrari 488 Challenge EVO. Table with 7 columns: Lap, Time, Sector 1, Sector 2, Sector 3, T.Spd, Elapsed. Rows 1-21.

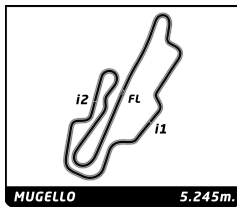
Driver: 124 Kirk BAERWALDT SGP. Kessel Racing Ferrari 488 Challenge EVO. Table with 7 columns: Lap, Time, Sector 1, Sector 2, Sector 3, T.Spd, Elapsed. Rows 1-21.

Driver: 127 Tommy LINDROTH SWE. Gohm - Baron Motorsport Ferrari 488 Challenge EVO. Table with 7 columns: Lap, Time, Sector 1, Sector 2, Sector 3, T.Spd, Elapsed. Rows 1-3.

Table with 7 columns: Lap, Time, Sector 1, Sector 2, Sector 3, T.Spd, Elapsed. Rows 4-19.

Driver: 128 Christian KINCH SWE. Gohm - Herter Racing Ferrari 488 Challenge EVO. Table with 7 columns: Lap, Time, Sector 1, Sector 2, Sector 3, T.Spd, Elapsed. Rows 1-20.

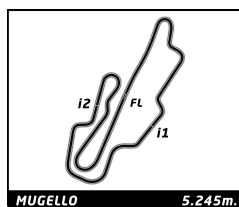
Driver: 129 Masafumi HIWATASHI JPN. European Version Ferrari 488 Challenge EVO. Table with 7 columns: Lap, Time, Sector 1, Sector 2, Sector 3, T.Spd, Elapsed. Rows 1-15.



COPPA SHELL MUGELLO Free Practice

Sector Analysis

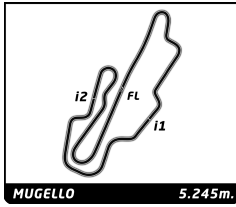
Table with columns: Lap, Time, Sector 1, Sector 2, Sector 3, T.Spd, Elapsed. Rows include drivers: Murat CUHADAROGLU (TUR), Yasutaka SHIRASAKI (JPN), BABY KEI (JPN), Pino FRASCARO (ITA), Alexander NUSSBAUMER (AUT), Werner GENTER (DEU). Includes legend for Personal Best, Session Best, and Crossing the pit lane.



COPPA SHELL MUGELLO Free Practice

Sector Analysis

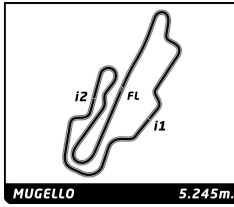
Table with columns: Lap, Time, Sector 1, Sector 2, Sector 3, T.Spd, Elapsed. Includes driver details for John DHILLON, Thomas LÖFFLAD, Thomas GOSTNER, Yanbin XING, and Yansheng LIANG.



COPPA SHELL MUGELLO Free Practice

Sector Analysis

Table with 14 columns: Lap, Time, Sector 1, Sector 2, Sector 3, T.Spd, Elapsed. Includes driver profiles for Ken ABE (170), Fons SCHELTEMA (177), Axel SARTINGEN (178), Christian HERDT-WIPPER (183), and Josef SCHUMACHER (188).



COPPA SHELL
MUGELLO
Free Practice

Sector Analysis

— Invalidated Lap

■ Personal Best

■ Session Best

B Crossing the pit lane

Lap	Time	Sector 1	Sector 2	Sector 3	T.Spd	Elapsed	Lap	Time	Sector 1	Sector 2	Sector 3	T.Spd	Elapsed
20	2:00.313	39.980	38.320	42.013	266.5	59:36.287							

193

Manuela GOSTNER

ITA

CDP - MP Racing

Ferrari 488 Challenge EVO

1	3:12.421	1:24.778	55.216	52.427	92.3	3:12.421
2	2:16.913	47.919	43.388	45.606	196.2	5:29.334
3	5:54.144 B	44.622			265.2	11:23.478
4	2:35.208	1:02.764	47.619	44.825	114.6	13:58.686
5	2:05.518	42.960	38.605	43.953	263.2	16:04.204
6	2:00.042	41.228	37.736	41.078	263.9	18:04.246
7	1:59.288	41.029	37.472	40.787	267.8	20:03.534
8	1:57.856	39.253	37.809	40.794	268.4	22:01.390
9	1:58.356	40.167	36.505	41.684	269.1	23:59.746
10	2:47.247 B	40.388			267.1	26:46.993
11	2:08.364	50.632	36.677	41.055	138.1	28:55.357
12	1:55.616	39.099	36.350	40.167	266.5	30:50.973
13	1:55.520	39.312	36.106	40.102	267.8	32:46.493
14	1:57.056	38.915	36.317	41.824	267.8	34:43.549
15	4:31.859 B	39.681	38.261	3:13.917	267.8	39:15.408
16	2:30.871	1:00.236	42.494	48.141	108.5	41:46.279
17	4:01.337 B	43.501	39.234	2:38.602	231.3	45:47.616
18	8:22.547 B	2:18.547	41.455	5:22.545	174.5	54:10.163
19	2:15.226	53.195	38.011	44.020	140.6	56:25.389
20	2:03.555	41.680	38.575	43.300	266.5	58:28.944
21	1:55.035	38.928	36.426	39.681	267.1	1:00:23.979

198

Eric CHEUNG

CAN

Formula Racing

Ferrari 488 Challenge EVO

1	4:31.660	3:02.326	44.481	44.853	125.7	4:31.660
2	6:39.800 B	43.684	38.914	5:17.202	261.3	11:11.460
3	2:28.901	1:03.047	42.924	42.930	75.2	13:40.361
4	2:03.652	43.671	38.393	41.588	259.5	15:44.013
5	2:01.061	40.990	37.269	42.802	260.7	17:45.074
6	1:59.745	40.168	37.437	42.140	262.0	19:44.819
7	2:01.817	41.591	38.520	41.706	260.7	21:46.636
8	1:58.969	40.153	37.345	41.471	260.1	23:45.605
9	2:02.412	40.303	37.405	44.704	260.1	25:48.017
10	1:59.188	41.060	36.818	41.310	262.0	27:47.205
11	1:58.913	41.051	36.711	41.151	260.7	29:46.118
12	1:58.032	40.149	36.634	41.249	262.6	31:44.150
13	4:24.101 B	41.329			262.0	36:08.251
14	2:25.951	1:00.416	41.254	44.281	111.7	38:34.202
15	1:58.673	40.771	36.921	40.981	262.6	40:32.875
16	1:57.495	39.706	36.050	41.739	262.6	42:30.370
17	2:57.427 B	48.523			265.2	45:27.797
18	9:03.025 B	2:28.609	43.595	5:50.821	104.0	54:30.822
19	2:11.799	51.844	38.119	41.836	147.5	56:42.621
20	1:56.097	39.692	36.258	40.147	262.0	58:38.718
21	1:55.719	39.032	35.831	40.856	264.5	1:00:34.437