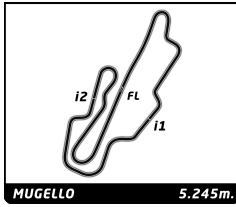


TROFEO PIRELLI MUGELLO Qualifying

Sector Analysis

Table with columns: Lap, Time, Sector 1, Sector 2, Sector 3, T.Sp, Elapsed. Rows include driver names (Franz ENGSTLER, Yudai UCHIDA, Max MUGELLI, Adrian SUTIL, Mohamed HAMDY, Nicolò ROSI, Danilo DEL FAVERO, Kim ERIKSEN) and their respective lap times and sector data.



TROFEO PIRELLI MUGELLO Qualifying

Sector Analysis

Table with 14 columns: Lap, Time, Sector 1, Sector 2, Sector 3, T.Spd, Elapsed. Contains data for multiple drivers.

Driver 11: Nicola D'ANIELLO (BEL). Garage Zenith - Ecurie Francorchamps. Ferrari 488 Challenge EVO. Lap times and sector data.

Driver 21: Szymon LADNIAK (POL). Gohm - Scuderia GT. Ferrari 488 Challenge EVO. Lap times and sector data.

Driver 12: Giammarco MARZIALETTI (ITA). Radicci Automobili. Ferrari 488 Challenge EVO. Lap times and sector data.

Driver 26: James OWEN (GBR). Meridien Modena - FF Corse. Ferrari 488 Challenge EVO. Lap times and sector data.

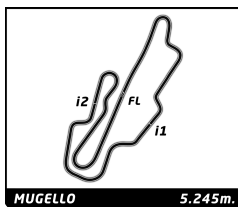
Driver 14: Nobuhiro IMADA (JPN). Rosso Scuderia. Ferrari 488 Challenge EVO. Lap times and sector data.

Driver 42: Matthias TOMANN (DEU). MERTEL Motorsport. Ferrari 488 Challenge EVO. Lap times and sector data.

Driver 15: Germano SALERNITANO (ITA). Gohm - Baron Motorsport. Ferrari 488 Challenge EVO. Lap times and sector data.

Driver 44: Andrew MORROW (GBR). Charles Hurst. Ferrari 488 Challenge EVO. Lap times and sector data.

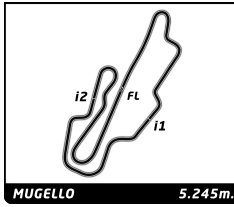
Driver 19: Eliseo DONNO (ITA). Radicci Automobili. Ferrari 488 Challenge EVO. Lap times and sector data.



TROFEO PIRELLI MUGELLO Qualifying

Sector Analysis

Table with columns: Lap, Time, Sector 1, Sector 2, Sector 3, T.Spd, Elapsed. Includes driver profiles for 47 Andreas BOGH-SORENSEN, 69 Marco ZANASI, 71 Otto BLANK, 73 Thomas FLEMING, 77 Ruslan SADREEV, 81 Nick HALLE, 85 Hanno LASKOWSKI, and 86 Bence VALINT.



TROFEO PIRELLI
MUGELLO
Qualifying

Sector Analysis

— Invalidated Lap ■ Personal Best ■ Session Best B Crossing the pit lane

Lap	Time	Sector 1	Sector 2	Sector 3	T.Spd	Elapsed	Lap	Time	Sector 1	Sector 2	Sector 3	T.Spd	Elapsed
9	2:13.465	45.653	43.378	44.434	262.6	20:49.039							
10	2:26.769	45.704	43.220	57.845	260.7	23:15.808							
11	7:05.111 B	46.370			259.5	30:20.919							
12	2:30.911	1:00.254	44.363	46.294	125.1	32:51.830							
13	2:13.632	45.684	43.118	44.830	259.5	35:05.462							
14	2:18.236	45.897	46.060	46.279	259.5	37:23.698							

88	Amin AREFPOUR	DEU				
	Riller & Schnauck	Ferrari 488 Challenge EVO				
1	2:26.126 B	1:36.893	92.6	2:26.126		
2	2:58.238	1:03.444	58.545	56.249	125.8	5:24.364
3	2:45.284	55.755	54.173	55.356	215.7	8:09.648
4	2:41.916	56.783	52.414	52.719	173.7	10:51.564
5	2:40.324	55.019	51.108	54.197	221.4	13:31.888
6	2:45.820	58.562	55.184	52.074	232.8	16:17.708
7	2:38.843	52.905	54.153	51.785	235.8	18:56.551
8	2:34.838	53.004	50.581	51.253	248.8	21:31.389
9	9:40.910 B	52.424	53.588	7:54.898	249.4	31:12.299
10	2:56.515	1:04.053	55.032	57.430	118.8	34:08.814
11	2:34.897	52.046	50.551	52.300	242.1	36:43.711

92	Hendrik VIOL	CZE				
	Scuderia Praha	Ferrari 488 Challenge EVO				
1	4:32.966	2:51.965	50.813	50.188	121.6	4:32.966
2	2:23.672	49.921	46.324	47.427	253.4	6:56.638
3	2:19.247	47.441	44.868	46.938	254.0	9:15.885
4	2:20.923	48.192	46.590	46.141	257.6	11:36.808
5	2:16.822	46.786	44.142	45.894	256.4	13:53.630
6	2:16.335	45.992	44.327	46.016	255.8	16:09.965
7	<u>2:22.364</u>	49.461	46.212	<u>46.691</u>	207.5	18:32.329
8	2:16.609	46.100	44.377	46.132	254.6	20:48.938
9	2:18.752	47.654	44.432	46.666	227.9	23:07.690
10	8:18.841 B	50.414			254.6	31:26.531
11	2:31.639	57.631	45.481	48.527	132.3	33:58.170
12	2:16.776	46.561	44.122	46.093	252.8	36:14.946
13	<u>2:18.137</u>	47.717	44.248	<u>46.172</u>	237.4	38:33.083