

COPPA SHELL
SPA FRANCORCHAMPS
Race 2

Sector Analysis


— Invalidated Lap

■ Personal Best

■ Session Best

B Crossing the pit lane

Lap	Time	Sector 1	Sector 2	Sector 3	T.Sp	Elapsed	Lap	Time	Sector 1	Sector 2	Sector 3	T.Sp	Elapsed
100 Stephen EARLE USA Kessel Racing Ferrari 488 Challenge EVO							7	2:29.654	41.354	1:09.283	39.017	265.4	17:27.291
1	2:45.181	51.482	1:14.251	39.448	230.8	2:45.181	8	2:30.003	41.186	1:10.050	38.767	264.7	19:57.294
2	2:36.934	42.702	1:12.932	41.300	248.8	7:58.364	9	2:30.684	41.323	1:10.419	38.942	266.7	22:27.978
3	2:36.249	42.897	1:13.333	40.019	254.1	10:35.024	10	2:30.504	41.673	1:10.020	38.811	266.0	24:58.482
4	2:36.660	42.884	1:13.878	39.898	257.8	28:54.530	11	2:30.604	41.367	1:10.546	38.691	266.0	27:29.086
5	2:38.112	42.868	1:15.184	40.060	255.9	31:29.949	12	2:30.786	41.379	1:10.407	39.000	266.7	29:59.872
6	2:36.298	43.133	1:13.067	40.098	252.3	34:08.162	13	2:31.770	41.590	1:10.324	39.856	267.3	32:31.642
7	2:38.656	43.233	1:15.287	40.136	246.6	18:28.090							
8	2:37.791	43.930	1:13.967	39.894	253.5	21:05.881	113 Henrik KAMSTRUP DNK Formula Racing Ferrari 488 Challenge EVO						
9	2:35.850	42.983	1:13.292	39.575	256.5	23:41.731	1	2:43.816	49.332	1:16.074	38.410	264.7	2:43.816
10	2:36.804	43.032	1:14.012	39.760	255.3	26:18.535	2	2:31.589	42.012	1:10.831	38.746	265.4	5:15.405
11	2:35.995	42.840	1:13.356	39.799	257.8	28:54.530	3	2:32.841	41.933	1:11.807	39.101	262.1	7:48.246
12	2:35.419	42.749	1:13.344	39.326	255.9	31:29.949	4	2:33.884	42.314	1:12.808	38.762	262.1	10:22.130
13	2:38.213	43.697	1:14.471	40.045	252.3	34:08.162	5	2:35.858	43.215	1:13.624	39.019	260.2	12:57.988
							6	2:34.970	42.291	1:13.664	39.015	254.1	15:32.958
							7	2:36.712	42.420	1:15.235	39.057	262.1	18:09.670
							8	2:33.478	42.035	1:12.824	38.619	264.1	20:43.148
							9	2:33.163	42.014	1:12.126	39.023	263.4	23:16.311
							10	2:34.412	42.116	1:12.829	39.467	264.1	25:50.723
							11	2:35.595	41.913	1:14.048	39.634	264.7	28:26.318
							12	2:34.446	42.619	1:12.233	39.594	262.1	31:00.764
							13	2:34.519	42.244	1:12.792	39.483	263.4	33:35.283
							117 Roger GROUWELS NLD Kroymans - Race Art Ferrari 488 Challenge EVO						
							1	2:30.474	43.418	1:08.852	38.204	260.2	2:30.474
							2	2:29.003	41.196	1:09.249	38.558	260.9	4:59.477
							3	2:29.506	41.597	1:09.450	38.459	260.9	7:28.983
							4	2:29.079	41.416	1:09.168	38.495	259.6	9:58.062
							5	2:29.274	41.251	1:09.506	38.517	260.2	12:27.336
							6	2:29.417	41.313	1:09.557	38.547	258.4	14:56.753
							7	2:29.743	41.417	1:09.647	38.679	258.4	17:26.496
							8	2:30.232	41.499	1:10.042	38.691	258.4	19:56.728
							9	2:30.753	41.354	1:10.432	38.967	259.6	22:27.481
							10	2:30.381	41.521	1:10.156	38.704	257.1	24:57.862
							11	2:30.410	41.383	1:10.236	38.791	259.0	27:28.272
							12	2:30.721	41.497	1:10.378	38.846	260.9	29:58.993
							13	2:32.589	41.605	1:10.512	40.472	257.8	32:31.582
							119 Luis PERUSQUIA MEX Rossocorsa Ferrari 488 Challenge EVO						
							1	2:53.599	55.494	1:15.273	42.832	218.2	2:53.599
							2	2:44.524	44.041	1:16.985	43.498	221.3	5:38.123
							3	2:41.169	44.044	1:14.898	42.227	223.8	8:19.292
							4	2:40.879	43.983	1:14.958	41.938	237.9	11:00.171
							5	2:39.878	43.514	1:14.357	42.007	229.3	13:40.049
							6	2:42.108	44.025	1:15.503	42.580	231.8	16:22.157
							7	2:41.945	43.820	1:15.677	42.448	239.5	19:04.102
							8	2:41.108	43.823	1:14.833	42.452	233.8	21:45.210
							9	2:41.569	43.486	1:15.895	42.188	241.6	24:26.779
							10	2:42.072	43.913	1:15.514	42.645	235.8	27:08.851
							11	2:41.211	43.617	1:15.140	42.454	252.9	29:50.062
							12	2:43.487	44.149	1:15.141	44.197	253.5	32:33.549
							120 Guy FAWE BEL Scuderia FMA Ferrari 488 Challenge EVO						
							1	2:31.296	43.703	1:09.279	38.314	266.7	2:31.296
							2	2:28.704	41.136	1:09.004	38.564	266.7	5:00.000
							3	2:29.667	41.530	1:09.462	38.675	266.7	7:29.667
							4	2:29.183	41.321	1:09.193	38.669	267.3	9:58.850
							5	2:29.395	41.310	1:09.530	38.555	266.0	12:28.245
							6	2:29.392	41.142	1:09.658	38.592	267.3	14:57.637
							109 Ernst KIRCHMAYR AUT Gohm - Baron Motorsport Ferrari 488 Challenge EVO						
							1	2:31.296	43.703	1:09.279	38.314	266.7	2:31.296
							2	2:28.704	41.136	1:09.004	38.564	266.7	5:00.000
							3	2:29.667	41.530	1:09.462	38.675	266.7	7:29.667
							4	2:29.183	41.321	1:09.193	38.669	267.3	9:58.850
							5	2:29.395	41.310	1:09.530	38.555	266.0	12:28.245
							6	2:29.392	41.142	1:09.658	38.592	267.3	14:57.637



COPPA SHELL SPA FRANCORCHAMPS Race 2

Sector Analysis

Invalidated Lap Personal Best Session Best Crossing the pit lane

Table with 13 columns: Lap, Time, Sector 1, Sector 2, Sector 3, T.Spd, Elapsed. Rows 1-13 showing race data for various drivers.

124 Kirk BAERWALDT SGP Kessel Racing Ferrari 488 Challenge EVO

Table with 7 columns: Lap, Time, Sector 1, Sector 2, Sector 3, T.Spd, Elapsed. Rows 1-13 for Kirk BAERWALDT.

127 Tommy LINDROTH SWE Gohm - Baron Motorsport Ferrari 488 Challenge EVO

Table with 7 columns: Lap, Time, Sector 1, Sector 2, Sector 3, T.Spd, Elapsed. Rows 1-13 for Tommy LINDROTH.

128 Christian KINCH SWE Gohm - Herter Racing Ferrari 488 Challenge EVO

Table with 7 columns: Lap, Time, Sector 1, Sector 2, Sector 3, T.Spd, Elapsed. Rows 1-9 for Christian KINCH.

130 Lisa CLARK USA Rossocorsa - Pellin Racing Ferrari 488 Challenge EVO

Table with 7 columns: Lap, Time, Sector 1, Sector 2, Sector 3, T.Spd, Elapsed. Rows 1-13 for Lisa CLARK.

136 Alexander NUSSBAUMER AUT Gohm - Scuderia GT Ferrari 488 Challenge EVO


Table with 7 columns: Lap, Time, Sector 1, Sector 2, Sector 3, T.Spd, Elapsed. Rows 1-13 for Alexander NUSSBAUMER.

140 Pino FRASCARO ITA Kessel Racing Ferrari 488 Challenge EVO

Table with 7 columns: Lap, Time, Sector 1, Sector 2, Sector 3, T.Spd, Elapsed. Rows 1-13 for Pino FRASCARO.

150 Werner GENTER DEU Moll Sportwagen Hannover Ferrari 488 Challenge EVO

Table with 7 columns: Lap, Time, Sector 1, Sector 2, Sector 3, T.Spd, Elapsed. Rows 1-2 for Werner GENTER.



COPPA SHELL SPA FRANCORCHAMPS Race 2

Sector Analysis

Invalidated Lap

Personal Best

Session Best

Crossing the pit lane

Table with 14 columns: Lap, Time, Sector 1, Sector 2, Sector 3, T.Spd, Elapsed. Rows 3-13.

Table for driver 152 Thomas LÖFFLAD, DEU, Gohm - Baron Motorsport. Rows 1-13.

Table for driver 159 Matthias MOSER, DEU, Gohm - Baron Motorsport. Rows 1-13.


Table for driver 161 Thomas GOSTNER, ITA, CDP - MP Racing. Rows 1-13.

Table for driver 172 Giuseppe RAMELLI, ITA, Rossocorsa - Pellin Racing. Rows 1-13.

Table for driver 177 Fons SCHELTEMA, NLD, Kessel Racing. Rows 1-13.

Table for driver 178 Axel SARTINGEN, DEU, Lueg Sportivo - Herter Racing. Rows 1-13.

Table for driver 182 Willem VAN DER VORM, MCO, Scuderia Monte-Carlo. Rows 1-6.



COPPA SHELL SPA FRANCORCHAMPS Race 2

Sector Analysis

Invalidated Lap Personal Best Session Best Crossing the pit lane

Table with 14 columns: Lap, Time, Sector 1, Sector 2, Sector 3, T.Spd, Elapsed. Rows 7-13.

188 Josef SCHUMACHER DEU Eberlein Automobile Ferrari 488 Challenge EVO

Table with 7 columns: Lap, Time, Sector 1, Sector 2, Sector 3, T.Spd, Elapsed. Rows 1-13 for Josef Schumacher.

193 Manuela GOSTNER ITA CDP - MP Racing Ferrari 488 Challenge EVO

Table with 7 columns: Lap, Time, Sector 1, Sector 2, Sector 3, T.Spd, Elapsed. Rows 1-13 for Manuela Gostner.

198 Eric CHEUNG CAN Formula Racing Ferrari 488 Challenge EVO

Table with 7 columns: Lap, Time, Sector 1, Sector 2, Sector 3, T.Spd, Elapsed. Rows 1-13 for Eric Cheung.