

COPPA SHELL SPA FRANCORCHAMPS Qualifying 2

Sector Analysis


Invalidated Lap

Personal Best

Session Best

Crossing the pit lane

Table with columns: Lap, Time, Sector 1, Sector 2, Sector 3, T.Spd, Elapsed. Rows include driver names like Stephen EARLE, Thor HAUGEN, Motohiko ISOZAKI, Paul HOGARTH, Ernst KIRCHMAYR, Henrik KAMSTRUP, Roger GROUWELS, Luis PERUSQUIA, and Guy FAWE.



COPPA SHELL SPA FRANCORCHAMPS Qualifying 2

Sector Analysis

Invalidated Lap

Personal Best

Session Best

Crossing the pit lane

Table with 14 columns: Lap, Time, Sector 1, Sector 2, Sector 3, T.Spd, Elapsed. Rows 9-11 showing lap data for Paul SIMMERSON.

123 Paul SIMMERSON GBR Graypaull Birmingham Ferrari 488 Challenge EVO

Table with 7 columns: Lap, Time, Sector 1, Sector 2, Sector 3, T.Spd, Elapsed. Rows 1-11 showing sector analysis for Paul SIMMERSON.

124 Kirk BAERWALDT SGP Kessel Racing Ferrari 488 Challenge EVO

Table with 7 columns: Lap, Time, Sector 1, Sector 2, Sector 3, T.Spd, Elapsed. Rows 1-6 showing sector analysis for Kirk BAERWALDT.

127 Tommy LINDROTH SWE Gohm - Baron Motorsport Ferrari 488 Challenge EVO

Table with 7 columns: Lap, Time, Sector 1, Sector 2, Sector 3, T.Spd, Elapsed. Rows 1-10 showing sector analysis for Tommy LINDROTH.

128 Christian KINCH SWE Gohm - Herter Racing Ferrari 488 Challenge EVO

Table with 7 columns: Lap, Time, Sector 1, Sector 2, Sector 3, T.Spd, Elapsed. Rows 1-11 showing sector analysis for Christian KINCH.

130 Lisa CLARK USA Rossocorsa - Pellin Racing Ferrari 488 Challenge EVO

Table with 7 columns: Lap, Time, Sector 1, Sector 2, Sector 3, T.Spd, Elapsed. Row 1 showing sector analysis for Lisa CLARK.

Table with 14 columns: Lap, Time, Sector 1, Sector 2, Sector 3, T.Spd, Elapsed. Rows 2-9 showing lap data for Alexander NUSSBAUMER.

136 Alexander NUSSBAUMER AUT Gohm - Scuderia GT Ferrari 488 Challenge EVO

Table with 7 columns: Lap, Time, Sector 1, Sector 2, Sector 3, T.Spd, Elapsed. Rows 1-9 showing sector analysis for Alexander NUSSBAUMER.

140 Pino FRASCARO ITA Kessel Racing Ferrari 488 Challenge EVO


Table with 7 columns: Lap, Time, Sector 1, Sector 2, Sector 3, T.Spd, Elapsed. Rows 1-11 showing sector analysis for Pino FRASCARO.

150 Werner GENTER DEU Moll Sportwagen Hannover Ferrari 488 Challenge EVO

Table with 7 columns: Lap, Time, Sector 1, Sector 2, Sector 3, T.Spd, Elapsed. Rows 1-10 showing sector analysis for Werner GENTER.

151 John DHILLON GBR Graypaull Nottingham Ferrari 488 Challenge EVO

Table with 7 columns: Lap, Time, Sector 1, Sector 2, Sector 3, T.Spd, Elapsed. Rows 1-7 showing sector analysis for John DHILLON.



COPPA SHELL SPA FRANCORCHAMPS Qualifying 2

Sector Analysis

Invalidated Lap

Personal Best

Session Best

Crossing the pit lane

Table with 7 columns: Lap, Time, Sector 1, Sector 2, Sector 3, T.Spd, Elapsed. Rows 8 and 9.

Driver 152 Thomas LÖFFLAD. Table with 7 columns: Lap, Time, Sector 1, Sector 2, Sector 3, T.Spd, Elapsed. Rows 1-10.

Driver 159 Matthias MOSER. Table with 7 columns: Lap, Time, Sector 1, Sector 2, Sector 3, T.Spd, Elapsed. Rows 1-10.

Driver 161 Thomas GOSTNER. Table with 7 columns: Lap, Time, Sector 1, Sector 2, Sector 3, T.Spd, Elapsed. Rows 1-11.

Driver 172 Giuseppe RAMELLI. Table with 7 columns: Lap, Time, Sector 1, Sector 2, Sector 3, T.Spd, Elapsed. Rows 1-10.

Table with 7 columns: Lap, Time, Sector 1, Sector 2, Sector 3, T.Spd, Elapsed.


Driver 177 Fons SCHELTEMA. Table with 7 columns: Lap, Time, Sector 1, Sector 2, Sector 3, T.Spd, Elapsed. Rows 1-11.

Driver 178 Axel SARTINGEN. Table with 7 columns: Lap, Time, Sector 1, Sector 2, Sector 3, T.Spd, Elapsed. Rows 1-10.

Driver 182 Willem VAN DER VORM. Table with 7 columns: Lap, Time, Sector 1, Sector 2, Sector 3, T.Spd, Elapsed. Rows 1-10.

Driver 188 Josef SCHUMACHER. Table with 7 columns: Lap, Time, Sector 1, Sector 2, Sector 3, T.Spd, Elapsed. Rows 1-10.

Driver 193 Manuela GOSTNER. Table with 7 columns: Lap, Time, Sector 1, Sector 2, Sector 3, T.Spd, Elapsed. Rows 1-1.



COPPA SHELL SPA FRANCORCHAMPS Qualifying 2

Sector Analysis

— Invalidated Lap ■ Personal Best ■ Session Best B Crossing the pit lane

Lap	Time	Sector 1	Sector 2	Sector 3	T.Sp	Elapsed	Lap	Time	Sector 1	Sector 2	Sector 3	T.Sp	Elapsed
2	2:39.326	44.351	1:15.250	39.725	215.1	6:04.740							
3	2:34.283	43.091	1:12.147	39.045	254.7	8:39.023							
4	2:32.032	42.137	1:11.087	38.808	255.9	11:11.055							
5	2:41.484 B	41.676	1:11.588	48.220	260.2	13:52.539							
6	5:33.185	3:20.803	1:17.986	54.396	183.7	19:25.724							
7	2:29.540	41.253	1:10.182	38.105	262.1	21:55.264							
8	2:33.141	40.670	1:11.008	41.463	264.7	24:28.405							
9	2:26.716	40.486	1:08.214	38.016	266.7	26:55.121							
10	2:58.053	50.924	1:29.023	38.106	35.5	29:53.174							
11	2:46.374 B	40.509	1:15.053	50.812	243.8	32:39.548							

198	Eric CHEUNG	CAN				
	Formula Racing	Ferrari 488 Challenge EVO				
1	7:06.504	5:01.872	1:21.059	43.573	170.9	7:06.504
2	2:40.122	44.193	1:15.231	40.698	234.3	9:46.626
3	2:35.111	43.107	1:12.932	39.072	255.3	12:21.737
4	2:59.192 B	48.516	1:17.111	53.565	194.2	15:20.929
5	4:24.739	2:20.387	1:21.988	42.364	194.9	19:45.668
6	2:31.553	42.525	1:10.582	38.446	256.5	22:17.221
7	2:31.067	41.821	1:09.797	39.449	261.5	24:48.288
8	2:55.133	42.200	1:18.943	53.990	255.3	27:43.421
9	2:30.334	42.221	1:09.661	38.452	259.6	30:13.755