


COPPA SHELL SPA FRANCORCHAMPS Test EU&UK Coppa Shell

Sector Analysis

Table with columns: Lap, Time, Sector 1, Sector 2, Sector 3, T.Spd, Elapsed. Rows include drivers: Paul HOGARTH, Jonathan SATCHELL, Robert REES, Stuart MARSTON, Paul ROGERS, and William TEWIAH. Includes legend for lap status (Invalidated, Personal Best, Session Best, Crossing pit lane).



COPPA SHELL SPA FRANCORCHAMPS Test EU&UK Coppa Shell

Sector Analysis

Invalidated Lap

Personal Best

Session Best

Crossing the pit lane

Table with 7 columns: Lap, Time, Sector 1, Sector 2, Sector 3, T.Spd, Elapsed. Rows 17-19.

Driver profile for Julian DYE (GBR) at Maranello Sales. Table with 7 columns: Lap, Time, Sector 1, Sector 2, Sector 3, T.Spd, Elapsed. Rows 1-6.

Driver profile for Chris SMITH (GBR) at Graypaul Birmingham. Table with 7 columns: Lap, Time, Sector 1, Sector 2, Sector 3, T.Spd, Elapsed. Rows 1-18.

Driver profile for Paul SIMMERSON (GBR) at Graypaul Birmingham. Table with 7 columns: Lap, Time, Sector 1, Sector 2, Sector 3, T.Spd, Elapsed. Rows 1-8.

Driver profile for Peter HUNTER (GBR) at Stratstone Manchester. Table with 7 columns: Lap, Time, Sector 1, Sector 2, Sector 3, T.Spd, Elapsed. Rows 1-10.

Table with 7 columns: Lap, Time, Sector 1, Sector 2, Sector 3, T.Spd, Elapsed. Row 11.

Driver profile for Stephen EARLE (USA) at Kessel Racing. Table with 7 columns: Lap, Time, Sector 1, Sector 2, Sector 3, T.Spd, Elapsed. Row 1.


Driver profile for Stephen EARLE (USA) at Kessel Racing. Table with 7 columns: Lap, Time, Sector 1, Sector 2, Sector 3, T.Spd, Elapsed. Rows 2-17.

Driver profile for Thor HAUGEN (USA) at Rossocorsa - Pellin Racing. Table with 7 columns: Lap, Time, Sector 1, Sector 2, Sector 3, T.Spd, Elapsed. Row 1.

Driver profile for Thor HAUGEN (USA) at Rossocorsa - Pellin Racing. Table with 7 columns: Lap, Time, Sector 1, Sector 2, Sector 3, T.Spd, Elapsed. Rows 2-22.

Driver profile for Motoshiko ISOZAKI (JPN) at Cornes Motors Shiba. Table with 7 columns: Lap, Time, Sector 1, Sector 2, Sector 3, T.Spd, Elapsed. Row 1.


Driver profile for Motoshiko ISOZAKI (JPN) at Cornes Motors Shiba. Table with 7 columns: Lap, Time, Sector 1, Sector 2, Sector 3, T.Spd, Elapsed. Rows 2-8.



COPPA SHELL SPA FRANCORCHAMPS Test EU&UK Coppa Shell

Sector Analysis

Table with columns: Lap, Time, Sector 1, Sector 2, Sector 3, T.Spd, Elapsed. Includes driver details for Paul HOGARTH, Roger GROUWELS, Ernst KIRCHMAYR, Luis PERUSQUIA, and Henrik KAMSTRUP.



COPPA SHELL SPA FRANCORCHAMPS Test EU&UK Coppa Shell

Sector Analysis

Invalidated Lap Personal Best Session Best Crossing the pit lane

Table with 14 columns: Lap, Time, Sector 1, Sector 2, Sector 3, T.Spd, Elapsed. Rows 9-21 showing driver data.

Driver profile for 120 Guy FAWE, BEL, Scuderia FMA. Table with 7 columns: Lap, Time, Sector 1, Sector 2, Sector 3, T.Spd, Elapsed. Rows 1-11.


Driver profile for 121 Peter CHRISTENSEN, DNK, Formula Racing. Table with 7 columns: Lap, Time, Sector 1, Sector 2, Sector 3, T.Spd, Elapsed. Rows 1-9.

Driver profile for 123 Paul SIMMERSON, GBR, Graypaal Birmingham. Table with 7 columns: Lap, Time, Sector 1, Sector 2, Sector 3, T.Spd, Elapsed. Rows 1-15.

Driver profile for 124 Kirk BAERWALDT, SGP, Kessel Racing. Table with 7 columns: Lap, Time, Sector 1, Sector 2, Sector 3, T.Spd, Elapsed. Rows 1-20.

Driver profile for 127 Tommy LINDROTH, SWE, Baron Motorsport. Table with 7 columns: Lap, Time, Sector 1, Sector 2, Sector 3, T.Spd, Elapsed. Rows 1-21.

Driver profile for 128 Christian KINCH, SWE, Gohm - Herter Racing. Table with 7 columns: Lap, Time, Sector 1, Sector 2, Sector 3, T.Spd, Elapsed. Rows 1-3.



COPPA SHELL SPA FRANCORCHAMPS Test EU&UK Coppa Shell

Sector Analysis

Invalidated Lap Personal Best Session Best Crossing the pit lane


Table with 14 columns: Lap, Time, Sector 1, Sector 2, Sector 3, T.Spd, Elapsed. Rows 4-25 showing lap data for various drivers.

Driver profile for Lisa CLARK (USA) at Rossocorsa - Pellin Racing. Table with 7 columns: Lap, Time, Sector 1, Sector 2, Sector 3, T.Spd, Elapsed. Rows 1-20.

Driver profile for Alexander NUSSBAUMER (AUT) at Gohm - Scuderia GT. Table with 7 columns: Lap, Time, Sector 1, Sector 2, Sector 3, T.Spd, Elapsed. Rows 1-9.

Driver profile for Pino FRASCARO (ITA) at Kessel Racing. Table with 7 columns: Lap, Time, Sector 1, Sector 2, Sector 3, T.Spd, Elapsed. Rows 1-22.

Driver profile for Werner GENTER (DEU) at Moll Sportwagen Hannover. Table with 7 columns: Lap, Time, Sector 1, Sector 2, Sector 3, T.Spd, Elapsed. Rows 1-17.



COPPA SHELL SPA FRANCORCHAMPS Test EU&UK Coppa Shell

Sector Analysis

Invalidated Lap Personal Best Session Best Crossing the pit lane

Table with 14 columns: Lap, Time, Sector 1, Sector 2, Sector 3, T.Spd, Elapsed. Rows 18-21 and 10-16.

151 John DHILLON GBR Graypaull Nottingham Ferrari 488 Challenge EVO

Table with 7 columns: Lap, Time, Sector 1, Sector 2, Sector 3, T.Spd, Elapsed. Rows 1-19.

152 Thomas LÖFFLAD DEU Gohm - Baron Motorsport Ferrari 488 Challenge EVO

Table with 7 columns: Lap, Time, Sector 1, Sector 2, Sector 3, T.Spd, Elapsed. Rows 1-16.

159 Matthias MOSER DEU Gohm - Baron Motorsport Ferrari 488 Challenge EVO


Table with 7 columns: Lap, Time, Sector 1, Sector 2, Sector 3, T.Spd, Elapsed. Rows 1-9.

161 Thomas GOSTNER ITA CDP - MP Racing Ferrari 488 Challenge EVO

Table with 7 columns: Lap, Time, Sector 1, Sector 2, Sector 3, T.Spd, Elapsed. Rows 1-26.

172 Giuseppe RAMELLI ITA Rossocorsa - Pellin Racing Ferrari 488 Challenge EVO

Table with 7 columns: Lap, Time, Sector 1, Sector 2, Sector 3, T.Spd, Elapsed. Rows 1-18.



COPPA SHELL SPA FRANCORCHAMPS Test EU&UK Coppa Shell

Sector Analysis

Invalidated Lap Personal Best Session Best Crossing the pit lane

Table with 14 columns: Lap, Time, Sector 1, Sector 2, Sector 3, T.Spd, Elapsed. Rows 19 and 20.

Driver 177 Fons SCHELTEMA (NLD) Kessel Racing Ferrari 488 Challenge EVO. Table with 7 columns: Lap, Time, Sector 1, Sector 2, Sector 3, T.Spd, Elapsed. Rows 1-20.


Driver 188 Josef SCHUMACHER (DEU) Eberlein Automobile Ferrari 488 Challenge EVO. Table with 14 columns: Lap, Time, Sector 1, Sector 2, Sector 3, T.Spd, Elapsed. Rows 6-18.

Driver 178 Axel SARTINGEN (DEU) Lueg Sportivo - Herter Racing Ferrari 488 Challenge EVO. Table with 7 columns: Lap, Time, Sector 1, Sector 2, Sector 3, T.Spd, Elapsed. Rows 1-21.

Driver 188 Josef SCHUMACHER (DEU) Eberlein Automobile Ferrari 488 Challenge EVO. Table with 14 columns: Lap, Time, Sector 1, Sector 2, Sector 3, T.Spd, Elapsed. Rows 1-19.

Driver 182 Willem VAN DER VORM (MCO) Scuderia Monte-Carlo Ferrari 488 Challenge EVO. Table with 7 columns: Lap, Time, Sector 1, Sector 2, Sector 3, T.Spd, Elapsed. Rows 1-5.

Driver 193 Manuela GOSTNER (ITA) CDP - MP Racing Ferrari 488 Challenge EVO. Table with 14 columns: Lap, Time, Sector 1, Sector 2, Sector 3, T.Spd, Elapsed. Rows 1-19.



COPPA SHELL
SPA FRANCORCHAMPS
Test EU&UK Coppa Shell

Sector Analysis

— Invalidated Lap ■ Personal Best ■ Session Best B Crossing the pit lane

Lap	Time	Sector 1	Sector 2	Sector 3	T.Spd	Elapsed	Lap	Time	Sector 1	Sector 2	Sector 3	T.Spd	Elapsed
20	7:56.184	5:42.217	1:30.466	43.501	234.8	1:18:37.944							
21	2:30.030	41.168	1:09.314	39.548	265.4	1:21:07.974							
22	<u>2:27.481</u>	40.677	1:08.048	<u>38.756</u>	266.0	1:23:35.455							
23	<u>2:30.492</u>	40.519	1:08.527	41.446	268.7	1:26:05.947							
24	3:26.882B	41.662	1:15.580	1:29.640	264.7	1:29:32.829							

198 Eric CHEUNG CAN
Formula Racing Ferrari 488 Challenge EVO

1	8:14.775	6:00.941	1:29.114	44.720	116.4	8:14.775
2	2:44.508	47.960	1:13.122	43.426	248.3	10:59.283
3	2:34.592	43.604	1:11.469	39.519	246.0	13:33.875
4	2:34.287	42.212	1:10.781	41.294	260.2	16:08.162
5	<u>2:34.988</u>	42.398	1:13.516	<u>39.074</u>	236.8	18:43.150
6	3:03.421B	47.405	1:18.451	57.565	216.0	21:46.571
7	14:01.959	...	1:12.002	40.997	249.4	35:48.530
8	2:29.825	41.623	1:09.888	38.314	260.2	38:18.355
9	2:34.642	42.066	1:09.693	42.883	257.8	40:52.997
10	2:46.634B	41.550	1:12.222	52.862	263.4	43:39.631
11	8:25.404	6:19.639	1:22.333	43.432	153.0	52:05.035
12	<u>2:31.549</u>	41.611	1:09.832	40.106	263.4	54:36.584
13	2:30.495	41.934	1:09.643	38.918	263.4	57:07.079
14	2:31.143	41.394	1:11.089	38.660	260.2	59:38.222
15	<u>2:29.661</u>	41.668	1:09.299	38.694	261.5	1:02:07.883
16	2:54.271B	44.233	1:13.689	56.349	218.2	1:05:02.154
17	6:20.204B	3:49.436	1:15.029	1:15.739	251.2	1:11:22.358
18	5:10.507	3:12.930	1:14.041	43.536	222.7	1:16:32.865
19	2:27.598	40.877	1:08.047	38.674	264.1	1:19:00.463
20	<u>2:29.528</u>	40.703	1:10.855	37.970	261.5	1:21:29.991
21	2:26.879	40.768	1:08.081	38.030	266.0	1:23:56.870
22	2:33.971B	41.028	1:08.067	44.876	266.0	1:26:30.841