


TROFEO PIRELLI SPA FRANCORCHAMPS Free Practice Sector Analysis

Invalidated Lap Personal Best Session Best Crossing the pit lane

Table with columns: Lap, Time, Sector 1, Sector 2, Sector 3, T.Sp, Elapsed. Rows include drivers: Franz ENGSTLER, Max MUGELLI, Adrian SUTIL, Danilo DEL FAVERO, Kim ERIKSEN, Nicola D'ANIELLO, Eliseo DONNO.



TROFEO PIRELLI SPA FRANCORCHAMPS Free Practice

Sector Analysis

Legend: \_ Invalidated Lap, Personal Best, Session Best, B Crossing the pit lane

Table with 14 columns: Lap, Time, Sector 1, Sector 2, Sector 3, T.Spd, Elapsed. Contains two columns of lap data for various drivers.

21 Szymon LADNIAK POL Gohm - Scuderia GT Ferrari 488 Challenge EVO

Lap data for Szymon LADNIAK, including time, sectors, and speed.

22 Enzo POTOLICCHIO USA Ferrari of Central Florida Ferrari 488 Challenge EVO

Lap data for Enzo POTOLICCHIO, including time, sectors, and speed.

26 James OWEN GBR Meriden Modena - FF Corse Ferrari 488 Challenge EVO

Lap data for James OWEN, including time, sectors, and speed.

47 Andreas BOGH-SORENSEN DNK Formula Racing Ferrari 488 Challenge EVO


Lap data for Andreas BOGH-SORENSEN, including time, sectors, and speed.

71 Otto BLANK DEU Lueg Sportivo - Herter Racing Ferrari 488 Challenge EVO

Lap data for Otto BLANK, including time, sectors, and speed.

73 Thomas FLEMING GBR HR Owen - FF Corse Ferrari 488 Challenge EVO

Lap data for Thomas FLEMING, including time, sectors, and speed.



TROFEO PIRELLI SPA FRANCORCHAMPS Free Practice

Sector Analysis

Invalidated Lap Personal Best Session Best Crossing the pit lane

Table with 14 columns: Lap, Time, Sector 1, Sector 2, Sector 3, T.Spd, Elapsed. Rows 7-15 showing lap data for various drivers.

Driver profile for Ruslan SADREEV (GRD), Scuderia Praha. Includes lap 1-15 data with highlighted best times.


Driver profile for Angelo FONTANA (VEN), Rossocorsa. Includes lap 1-15 data with highlighted best times.

Driver profile for Martin HAVAS (CZE), FML - D2P. Includes lap 1-10 data with highlighted best times.

Driver profile for Bence VALINT (HUN), Rossocorsa - Ferrari Budapest. Includes lap 1-14 data with highlighted best times.

Driver profile for Amin AREFPOUR (DEU), Riller & Schnauck. Includes lap 1-14 data with highlighted best times.

Driver profile for Léon RIJNBEEK (NLD), MERTEL Motorsport. Includes lap 1-16 data with highlighted best times.



TROFEO PIRELLI  
SPA FRANCORCHAMPS  
Free Practice

Sector Analysis

— Invalidated Lap    ■ Personal Best    ■ Session Best    B Crossing the pit lane

Lap	Time	Sector 1	Sector 2	Sector 3	T.Spd	Elapsed	Lap	Time	Sector 1	Sector 2	Sector 3	T.Spd	Elapsed
-----	------	----------	----------	----------	-------	---------	-----	------	----------	----------	----------	-------	---------

92		Hendrick VIOL					CZE	
Scuderia Praha		Ferrari 488 Challenge EVO						
1	7:11.109	5:10.513	1:19.126	41.470	189.5	7:11.109		
2	<u>2:31.815</u>	42.794	1:09.969	<u>39.052</u>	232.3	9:42.924		
3	2:31.799	43.264	1:09.405	39.130	259.0	12:14.723		
4	2:37.370	41.224	1:17.536	38.610	257.8	14:52.093		
5	2:27.146	40.690	1:08.088	38.368	267.3	17:19.239		
6	2:26.605	40.742	1:08.026	37.837	267.3	19:45.844		
7	2:26.660	40.514	1:07.984	38.162	266.0	22:12.504		
8	<b>2:26.043</b>	40.904	<b>1:07.523</b>	<b>37.616</b>	266.7	24:38.547		
9	2:26.074	40.557	1:07.743	37.774	267.3	27:04.621		
10	2:31.062	<b>40.393</b>	1:09.582	41.087	268.7	29:35.683		
11	2:27.642	40.958	1:08.642	38.042	266.7	32:03.325		
12	2:47.585B	44.018	1:13.431	50.136	191.2	34:50.910		
13	12:47.206	...	1:15.981	40.736	203.4	47:38.116		
14	2:38.651	45.926	1:13.179	39.546	244.9	50:16.767		
15	<u>2:28.666</u>	41.557	1:08.795	<u>38.314</u>	266.7	52:45.433		
16	2:29.583	41.028	1:08.851	39.704	268.0	55:15.016		
17	2:42.278B	41.445	1:08.900	51.933	265.4	57:57.294		

98		Claus ZIBRANDTSEN					DNK	
Formula Racing		Ferrari 488 Challenge EVO						
1	6:05.353	4:04.943	1:18.057	42.353	181.2	6:05.353		
2	2:32.736	43.087	1:10.799	38.850	246.6	8:38.089		
3	2:29.429	41.849	1:09.514	38.066	259.0	11:07.518		
4	2:36.020	43.404	1:14.051	38.565	260.2	13:43.538		
5	2:28.481	41.562	1:08.726	38.193	263.4	16:12.019		
6	2:28.731	41.626	1:08.471	38.634	263.4	18:40.750		
7	<u>2:45.295B</u>	<u>41.685</u>	1:11.608	52.002	260.9	21:26.045		
8	4:06.938	2:17.363	1:10.866	38.709	263.4	25:32.983		
9	2:28.285	41.654	1:08.435	38.196	262.8	28:01.268		
10	2:42.900B	41.788	1:08.680	52.432	262.8	30:44.168		
11	7:17.371	5:27.401	1:09.806	40.164	257.8	38:01.539		
12	<u>2:29.625</u>	42.749	1:08.922	<u>37.954</u>	260.2	40:31.164		
13	2:48.227B	42.913	1:09.187	56.127	259.0	43:19.391		
14	5:06.313	3:15.601	1:12.659	38.053	226.4	48:25.704		
15	<u>2:31.836</u>	<u>41.378</u>	1:12.042	<u>38.416</u>	264.1	50:57.540		
16	2:27.144	42.267	1:07.456	<b>37.421</b>	264.7	53:24.684		
17	<b>2:25.284</b>	40.874	<b>1:06.976</b>	37.434	265.4	55:49.968		