

TROFEO PIRELLI SPA FRANCORCHAMPS Test EU&UK Trofeo Pirelli

Sector Analysis

Invalidated Lap Personal Best Session Best Crossing the pit lane

Table with 14 columns: Lap, Time, Sector 1, Sector 2, Sector 3, T.Sp, Elapsed, Lap, Time, Sector 1, Sector 2, Sector 3, T.Sp, Elapsed

Driver 1: Franz ENGSTLER (DEU), Charles Pozzi GT Racing, Ferrari 488 Challenge EVO. Lap 1-16 data table.


Driver 5: Adrian SUTIL (DEU), Gohm - Baron Motorsport, Ferrari 488 Challenge EVO. Lap 9-25 data table.

Driver 3: Max MUGELLI (ITA), CDP - Eureka Competition, Ferrari 488 Challenge EVO. Lap 1-24 data table.

Driver 9: Danilo DEL FAVERO (DEU), Penske Sportwagen Hamburg, Ferrari 488 Challenge EVO. Lap 1-15 data table.

Driver 04: Andrew MORROW (GBR), Charles Hurst, Ferrari 488 Challenge EVO. Lap 1-8 data table.

Driver 9: Danilo DEL FAVERO (DEU), Penske Sportwagen Hamburg, Ferrari 488 Challenge EVO. Lap 1-19 data table.




TROFEO PIRELLI SPA FRANCORCHAMPS Test EU&UK Trofeo Pirelli

Sector Analysis

Invalidated Lap Personal Best Session Best Crossing the pit lane

Table with columns: Lap, Time, Sector 1, Sector 2, Sector 3, T.Spd, Elapsed. Rows include drivers: Kim ERIKSEN, Nicola D'ANIELLO, Han SIKKENS, Eliseo DONNO.




TROFEO PIRELLI SPA FRANCORCHAMPS Test EU&UK Trofeo Pirelli

Sector Analysis

Invalidated Lap Personal Best Session Best Crossing the pit lane

Table with columns: Lap, Time, Sector 1, Sector 2, Sector 3, T.Spd, Elapsed. Rows include driver names like Szymon LADNIAK, Enzo POTOLICCHIO, James OWEN, and Andreas BOGH-SORENSEN.



TROFEO PIRELLI SPA FRANCORCHAMPS Test EU&UK Trofeo Pirelli

Sector Analysis

Invalidated Lap Personal Best Session Best Crossing the pit lane

Table with 14 columns: Lap, Time, Sector 1, Sector 2, Sector 3, T.Spd, Elapsed. Rows 16-20 and 4-16.

Driver profile for John DHILLON (GBR) with 15 lap times and sector data.


Driver profile for Faisal AL-FAISAL (KSA) with 13 lap times and sector data.

Driver profile for Otto BLANK (DEU) with 25 lap times and sector data.

Driver profile for Ruslan SADREEV (GRD) with 18 lap times and sector data.

Driver profile for Thomas FLEMING (GBR) with 3 lap times and sector data.

Driver profile for Angelo FONTANA (VEN) with 4 lap times and sector data.



TROFEO PIRELLI SPA FRANCORCHAMPS Test EU&UK Trofeo Pirelli

Sector Analysis

Invalidated Lap Personal Best Session Best Crossing the pit lane

Table with 14 columns: Lap, Time, Sector 1, Sector 2, Sector 3, T.Spd, Elapsed. Contains two columns of race data for various drivers.

082 Peter HUNTER GBR Stratstone Manchester Ferrari 488 Challenge EVO

Table with 7 columns: Lap, Time, Sector 1, Sector 2, Sector 3, T.Spd, Elapsed. Data for Peter Hunter.

82 Martin HAVAS CZE FML - D2P Ferrari 488 Challenge EVO

Table with 7 columns: Lap, Time, Sector 1, Sector 2, Sector 3, T.Spd, Elapsed. Data for Martin Havas.

86 Bence VALINT HUN Rossocorsa - Ferrari Budapest Ferrari 488 Challenge EVO

Table with 7 columns: Lap, Time, Sector 1, Sector 2, Sector 3, T.Spd, Elapsed. Data for Bence Valint.

88 Amin AREFPOUR DEU Riller & Schnauk Ferrari 488 Challenge EVO

Table with 7 columns: Lap, Time, Sector 1, Sector 2, Sector 3, T.Spd, Elapsed. Data for Amin Arefpour.

89 Léon RIJNBEEK NED MERTEL Motorsport Ferrari 488 Challenge EVO

Table with 7 columns: Lap, Time, Sector 1, Sector 2, Sector 3, T.Spd, Elapsed. Data for Léon Rijnbeek.

92 Hendrick VIOL CZE Scuderia Praha Ferrari 488 Challenge EVO


Table with 7 columns: Lap, Time, Sector 1, Sector 2, Sector 3, T.Spd, Elapsed. Data for Hendrick Viol.



FERRARI
CHALLENGE



RICHARD MILLE



TROFEO PIRELLI
SPA FRANCORCHAMPS
Test EU&UK Trofeo Pirelli

Sector Analysis

— Invalidated Lap ■ Personal Best ■ Session Best B Crossing the pit lane

Lap	Time	Sector 1	Sector 2	Sector 3	T.Spd	Elapsed	Lap	Time	Sector 1	Sector 2	Sector 3	T.Spd	Elapsed
13	5:58.961	3:53.144	1:24.223	41.594	166.7	1:16:09.110							
14	2:34.506	42.167	1:13.206	39.133	241.6	1:18:43.616							
15	<u>2:52.468</u>	47.335	1:26.121	<u>39.012</u>	152.1	1:21:36.084							
16	2:26.133	40.800	1:07.604	37.729	265.4	1:24:02.217							
17	2:34.405	40.482	1:08.364	45.559	268.0	1:26:36.622							
18	<u>2:24.830</u>	40.829	1:06.875	<u>37.126</u>	267.3	1:29:01.452							
19	3:17.112 B	53.327	1:23.913	59.872	169.8	1:32:18.564							

98 **Claus ZIBRANDTSEN** DEN
Formula Racing Ferrari 488 Challenge EVO

1	10:06.011	8:01.360	1:21.965	42.686	199.3	10:06.011
2	2:37.046	44.084	1:12.978	39.984	239.5	12:43.057
3	2:33.445	43.526	1:10.723	39.196	255.9	15:16.502
4	2:30.910	42.604	1:09.595	38.711	259.6	17:47.412
5	2:53.704 B	42.773	1:10.580	1:00.351	259.0	20:41.116
6	5:56.627	4:08.632	1:09.827	38.168	221.8	26:37.743
7	<u>2:29.031</u>	<u>42.037</u>	1:08.702	<u>38.292</u>	254.1	29:06.774
8	2:28.406	42.175	1:08.245	37.986	258.4	31:35.180
9	<u>2:31.220</u>	41.974	1:09.676	<u>39.570</u>	257.1	34:06.400
10	2:28.975	41.975	1:08.681	38.319	259.0	36:35.375
11	3:06.227 B	43.040	1:14.986	1:08.201	246.6	39:41.602
12	7:09.639	5:11.005	1:18.345	40.289	208.1	46:51.241
13	<u>2:28.041</u>	42.389	1:08.240	<u>37.412</u>	253.5	49:19.282
14	<u>2:26.419</u>	41.370	1:07.519	<u>37.530</u>	258.4	51:45.701
15	2:37.258 B	42.165	1:08.597	46.496	259.6	54:22.959
16	<u>5:05.396</u>	3:18.844	1:08.348	<u>38.204</u>	255.3	59:28.355
17	<u>2:26.852</u>	41.719	1:07.823	<u>37.310</u>	260.2	1:01:55.207
18	<u>2:27.861</u>	<u>41.275</u>	1:08.809	<u>37.777</u>	261.5	1:04:23.068
19	<u>2:26.143</u>	41.380	1:07.632	<u>37.131</u>	260.2	1:06:49.211
20	2:59.285 B	45.485	1:17.282	56.518	198.5	1:09:48.496
21	13:08.094	...	1:17.435	45.220	184.3	1:22:56.590
22	2:59.139 B	45.201	1:15.013	58.925	229.8	1:25:55.729