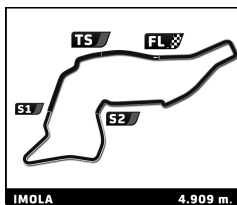


## FINALE MONDIALE COPPA SHELL AM IMOLA World Final

### Sector Analysis

— Invalidated Lap    ■ Personal Best    ■ Session Best    B Crossing the pit lane

Lap	Time	Sector 1	Sector 2	Sector 3	T.Spd	Elapsed	Lap	Time	Sector 1	Sector 2	Sector 3	T.Spd	Elapsed
<b>101</b> Paolo SCUDIERI ITA Sa.Mo.Car 488 Challenge EVO							1	1:58.122	29.582	37.487	51.053		1:58.122
2	1:50.070	22.789	36.493	50.788	260.7	3:49.608	2	1:49.932	22.938	36.612	50.382	259.4	3:48.054
3	1:48.587	22.803	35.990	49.794	262.6	5:38.195	3	<u>1:48.801</u>	22.647	36.232	49.922	261.3	5:36.855
4	1:48.451	22.650	35.804	49.997	261.3	7:26.646	4	1:48.902	22.726	<b>35.846</b>	50.330	260.0	7:25.757
5	1:48.626	22.616	35.851	50.159	255.7	9:15.272	5	<b>1:48.578</b>	<b>22.479</b>	35.925	50.174	259.4	9:14.335
6	2:00.040	22.961	36.385	1:00.694	261.3	11:15.312	6	2:00.371	23.684	36.464	1:00.223	258.8	11:14.706
7	3:35.864	42.764	1:06.267	1:46.833	103.9	14:51.176	7	3:35.000	42.024	1:06.594	1:46.382	106.6	14:49.706
8	3:14.493	45.849	59.924	1:28.720	92.9	18:05.669	8	3:14.753	46.435	59.824	1:28.494	91.2	18:04.459
9	1:49.465	23.297	36.189	49.979	247.9	19:55.134	9	1:50.180	23.441	36.834	<b>49.905</b>	255.7	19:54.639
10	1:49.385	22.421	36.614	50.350	263.9	21:44.519	10	1:49.364	22.579	36.691	50.094	262.6	21:44.003
11	<u>1:48.433</u>	<b>22.319</b>	36.293	<u>49.821</u>	263.9	23:32.952	11	1:50.592	22.611	36.265	51.716	261.3	23:34.595
12	1:48.092	22.460	36.011	49.621	260.7	25:21.044	12	1:49.057	22.646	36.208	50.203	260.7	25:23.652
13	1:48.004	22.528	35.765	49.711	261.3	27:09.048	13	1:49.313	22.744	36.407	50.162	260.7	27:12.965
14	<b>1:47.642</b>	22.431	<b>35.655</b>	<b>49.556</b>	262.0	28:56.690	14	1:50.640	22.581	37.793	50.266	259.4	29:03.605
15	1:48.506	22.449	36.326	49.731	256.9	30:45.196	15	1:51.756	22.883	36.849	52.024	260.7	30:55.361
<b>104</b> Andreas KÖNIG AUT Scuderia GT 488 Challenge EVO							1	1:52.868	26.698	36.261	49.909		1:52.868
2	1:49.611	22.856	36.348	50.407	255.7	3:50.543	2	1:48.658	22.691	36.103	49.864	262.6	3:41.526
3	1:48.960	22.804	36.130	50.026	259.4	5:39.503	3	1:48.319	22.819	35.935	49.565	262.0	5:29.845
4	<u>1:49.071</u>	22.649	36.017	<u>50.405</u>	259.4	7:28.574	4	1:47.790	22.760	35.841	49.189	262.0	7:17.635
5	<b>1:48.706</b>	22.557	36.113	50.036	259.4	9:17.280	5	1:47.581	<b>22.445</b>	35.685	49.451	262.0	9:05.216
6	1:59.305	22.720	36.572	1:00.013	258.8	11:16.585	6	2:02.279	22.657	<b>35.324</b>	1:04.298	260.7	11:07.495
7	3:36.909	42.783	1:05.695	1:48.431	97.5	14:53.494	7	3:34.074	42.174	1:07.591	1:44.309	112.7	14:41.569
8	3:12.984	44.730	59.576	1:28.678	96.1	18:06.478	8	3:18.731	47.353	1:01.595	1:29.783	110.0	18:00.300
9	1:49.321	22.840	36.241	50.240	255.0	19:55.799	9	<u>1:48.150</u>	23.043	35.397	<u>49.710</u>	259.4	19:48.450
10	1:49.409	22.531	36.172	50.706	260.7	21:45.208	10	<u>1:47.347</u>	22.496	35.626	<u>49.225</u>	260.7	21:35.797
11	1:49.898	22.441	<b>35.886</b>	51.571	259.4	23:35.106	11	<b>1:47.416</b>	22.529	35.612	49.275	260.7	23:23.213
12	1:48.973	22.390	36.225	50.358	262.0	25:24.079	12	1:47.442	22.604	35.454	49.384	260.0	25:10.655
13	1:49.333	22.621	36.342	50.370	258.8	27:13.412	13	1:47.434	22.720	35.658	<b>49.056</b>	259.4	26:58.089
14	1:48.982	<b>22.333</b>	37.030	49.619	261.3	29:02.394	14	1:47.778	22.779	35.524	49.475	259.4	28:45.867
15	<u>1:47.280</u>	22.530	<u>35.439</u>	<b>49.311</b>	258.8	30:49.674	15	1:48.300	22.841	35.752	49.707	260.0	30:34.167
<b>105</b> Stuart MARSTON GBR Maranello Sales 488 Challenge EVO							1	2:12.638	39.634	38.292	54.712		2:12.638
2	1:58.775	29.840	37.932	51.003		1:58.775	2	<u>1:54.671</u>	23.180	38.195	<u>53.296</u>	245.0	4:07.309
3	1:49.968	23.132	36.451	50.385	251.4	3:48.743	3	<u>1:54.632</u>	24.094	39.538	<u>51.000</u>	209.6	6:01.941
4	1:48.493	22.696	36.067	49.730	262.0	5:37.236	4	1:48.512	22.500	35.794	50.218	266.6	7:50.453
5	1:48.822	22.857	35.615	50.350	263.3	7:26.058	5	1:50.319	22.804	36.462	51.053	267.3	9:40.772
6	1:48.434	22.758	35.824	49.852	258.1	9:14.492	6	1:57.644	24.221	39.480	53.943	249.6	11:38.416
7	1:59.779	23.179	35.537	1:01.063	258.1	11:14.271	7	3:28.872	31.133	1:05.830	1:51.909	214.3	15:07.288
8	3:33.456	41.224	1:06.649	1:45.583	114.5	14:47.727	8	3:08.111	43.518	56.244	1:28.349	123.4	18:15.399
9	3:16.377	47.315	1:00.114	1:28.948	89.0	18:04.104	9	1:50.985	23.909	36.289	50.787	233.1	20:06.384
10	1:49.909	23.167	36.696	50.046	251.4	19:54.013	10	1:50.097	24.491	36.239	<b>49.367</b>	240.0	21:56.481
11	1:48.261	<b>22.476</b>	36.105	49.680	266.6	21:42.274	11	<b>1:47.503</b>	<b>22.329</b>	<b>35.529</b>	49.645	266.6	23:43.984
12	<b>1:47.694</b>	22.663	35.801	<b>49.230</b>	264.6	23:29.968	12	1:48.588	22.620	35.700	50.268	266.6	25:32.572
13	1:48.535	22.843	35.685	50.007	260.0	25:18.503	13	1:50.234	23.630	36.323	50.281	259.4	27:22.806
14	1:49.191	23.250	<b>35.534</b>	50.407	262.0	27:07.694	14	1:49.947	23.421	36.095	50.431	249.0	29:12.753
15	1:48.398	22.626	36.002	49.770	263.9	28:56.092	15	<u>1:57.906</u>	22.782	36.597	<u>58.527</u>	270.0	31:10.659
16	1:48.470	22.478	36.187	49.805	263.3	30:44.562							
<b>107</b> Jonathan SATCHELL GBR HR Owen 488 Challenge EVO							1	1:49.124	23.824	36.052	49.248		1:49.124
2	1:47.080	22.448	35.473	49.159	262.6	3:36.204	2	1:47.080	22.448	35.473	49.159	262.6	3:36.204
3	1:46.907	22.523	35.168	49.216	263.9	5:23.111	3	1:46.907	22.523	35.168	49.216	263.9	5:23.111
<b>109</b> Peter CHRISTENSEN DNK Formula Racing 488 Challenge EVO							1	1:49.124	23.824	36.052	49.248		1:49.124
2	1:47.080	22.448	35.473	49.159	262.6	3:36.204	2	1:47.080	22.448	35.473	49.159	262.6	3:36.204
3	1:46.907	22.523	35.168	49.216	263.9	5:23.111	3	1:46.907	22.523	35.168	49.216	263.9	5:23.111



FINALE MONDIALE COPPA SHELL AM  
IMOLA  
World Final

Sector Analysis

— Invalidated Lap    ■ Personal Best    ■ Session Best    ■ Crossing the pit lane

Lap	Time	Sector 1	Sector 2	Sector 3	T.Spd	Elapsed	Lap	Time	Sector 1	Sector 2	Sector 3	T.Spd	Elapsed
4	1:48.006	22.424	35.486	50.096	255.0	7:11.117	1	1:50.278	24.974	35.981	49.323		1:50.278
5	1:46.627	22.293	35.133	49.201	263.9	8:57.744	2	1:47.304	22.398	35.480	49.426	263.9	3:37.582
6	2:07.249	22.500	35.189	1:09.560	262.0	11:04.993	3	1:47.347	22.455	35.423	49.469	263.9	5:24.929
7	3:32.722	41.631	1:07.728	1:43.363	117.9	14:37.715	4	1:46.416	22.226	35.181	49.009	264.6	7:11.345
8	3:19.458	47.957	1:02.077	1:29.424	101.8	17:57.173	5	1:47.093	22.611	35.247	49.235	258.8	8:58.438
9	1:46.587	22.437	35.023	49.127	259.4	19:43.760	6	2:07.518	22.314	35.418	1:09.786	264.6	11:05.956
10	1:46.069	22.091	35.109	48.869	263.9	21:29.829	7	3:33.569	41.616	1:07.885	1:44.068	116.6	14:39.525
11	1:46.228	22.260	35.225	48.743	262.6	23:16.057	8	3:18.445	47.265	1:02.345	1:28.835	99.7	17:57.970
12	1:45.964	22.289	35.152	48.523	262.6	25:02.021	9	1:46.694	22.451	35.113	49.130	264.6	19:44.664
13	1:45.866	22.369	35.109	48.388	262.6	26:47.887	10	1:46.397	22.124	35.033	49.240	265.3	21:31.061
14	1:45.920	22.457	35.116	48.347	263.3	28:33.807	11	1:46.188	22.131	35.192	48.865	265.3	23:17.249
15	1:46.289	22.155	35.187	48.947	263.9	30:20.096	12	1:45.817	22.208	35.037	48.572	265.3	25:03.066

**122** Ashish PATEL USA  
Kessel Racing 488 Challenge EVO

1	1:56.710	29.197	37.268	50.245		1:56.710
2	1:48.506	22.857	35.909	49.740	262.6	3:45.216
3	1:48.171	22.564	35.841	49.766	263.9	5:33.387
4	1:48.037	22.897	35.634	49.506	264.6	7:21.424

**126** Joakim OLANDER SWE  
Scuderia Autoropa 488 Challenge EVO

1	1:48.774	23.649	35.767	49.358		1:48.774
2	1:46.968	22.494	35.247	49.227	257.5	3:35.742
3	1:47.160	22.306	35.409	49.445	258.1	5:22.902
4	1:47.640	22.445	35.212	49.983	260.0	7:10.542
5	1:46.625	22.157	35.380	49.088	258.1	8:57.167
6	2:07.084	22.148	35.092	1:09.844	258.1	11:04.251
7	3:32.586	41.540	1:07.584	1:43.462	126.5	14:36.837
8	3:19.844	47.865	1:02.416	1:29.563	102.2	17:56.681
9	1:46.312	22.409	35.156	48.747	258.8	19:42.993
10	1:45.392	21.844	34.881	48.667	262.0	21:28.385
11	1:46.216	22.424	35.108	48.684	260.7	23:14.601
12	1:45.985	22.009	35.220	48.756	260.0	25:00.586
13	1:46.209	22.136	35.234	48.839	260.0	26:46.795
14	1:46.216	22.176	34.930	49.110	259.4	28:33.011
15	1:46.427	22.018	35.159	49.250	260.7	30:19.438

**127** Tommy LINDROTH SWE  
Baron Motorsport 488 Challenge EVO

1	2:02.283	31.000	39.401	51.882		2:02.283
2	1:51.311	23.134	36.796	51.381	254.4	3:53.594
3	1:50.510	22.986	36.614	50.910	260.7	5:44.104
4	1:49.763	23.045	36.407	50.311	260.7	7:33.867
5	1:50.110	22.849	36.429	50.832	259.4	9:23.977
6	1:57.797	22.889	36.619	58.289	260.0	11:21.774
7	3:35.816	39.646	1:05.507	1:50.663	118.4	14:57.590
8	3:10.994	43.645	58.322	1:29.027	119.9	18:08.584
9	1:50.486	23.519	36.255	50.712	250.2	19:59.070
10	1:50.094	23.019	36.257	50.818	259.4	21:49.164
11	1:49.488	22.956	36.021	50.511	260.0	23:38.652
12	1:49.114	22.835	36.161	50.118	258.8	25:27.766
13	1:48.624	22.908	35.967	49.749	259.4	27:16.390
14	1:48.970	22.702	36.286	49.982	262.0	29:05.360

**136** Alexander NUSSBAUMER AUT  
Gohm Motorsport - Herter Racing 488 Challenge EVO

**140** Pino FRASCARO ITA  
Kessel Racing 488 Challenge EVO

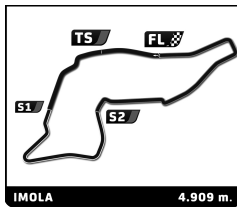
1	2:08.936	33.356	41.171	54.409		2:08.936
2	1:58.010	25.289	39.114	53.607	201.2	4:06.946
3	1:57.035	24.289	39.362	53.384	219.6	6:03.981
4	1:55.484	24.165	38.493	52.826	233.1	7:59.465
5	1:55.531	24.105	38.113	53.313	235.7	9:54.996
6	2:00.601	24.329	39.779	56.493	236.8	11:55.597
7	3:13.327	24.991	55.770	1:52.566	213.8	15:08.924
8	3:07.254	43.309	56.252	1:27.693	136.2	18:16.178
9	1:54.229	24.114	38.031	52.084	207.1	20:10.407
10	1:52.869	23.353	37.637	51.879	252.6	22:03.276
11	1:52.605	23.584	37.428	51.593	249.6	23:55.881
12	1:54.081	23.676	38.027	52.378	247.3	25:49.962
13	1:55.349	23.935	38.986	52.428	246.1	27:45.311
14	1:54.026	23.669	38.028	52.329	246.7	29:39.337
15	1:58.878	23.518	37.263	58.097	245.6	31:38.215

**150** Werner GENTER DEU  
Moll Sportwagen Hannover 488 Challenge EVO

1	2:09.313	33.951	41.315	54.047		2:09.313
2	1:52.655	24.073	37.420	51.162	234.7	4:01.968
3	1:54.294	23.749	39.031	51.514	259.4	5:56.262
4	1:52.035	23.391	37.491	51.153	255.0	7:48.297
5	1:52.230	23.309	37.325	51.596	258.8	9:40.527
6	1:57.380	24.272	39.124	53.984	259.4	11:37.907
7	3:28.803	30.772	1:05.519	1:52.512	227.1	15:06.710
8	3:08.494	42.524	56.816	1:29.154	122.2	18:15.204
9	1:52.932	24.019	38.163	50.750	244.4	20:08.136
10	1:52.581	23.626	37.730	51.225	252.0	22:00.717
11	1:51.784	23.227	37.677	50.880	261.3	23:52.501
12	1:50.799	23.113	36.748	50.938	260.7	25:43.300
13	1:51.184	23.031	37.189	50.964	258.1	27:34.484
14	1:51.991	23.412	37.364	51.215	252.6	29:26.475
15	1:56.564	23.302	37.135	56.127	257.5	31:23.039

**159** Matthias MOSER DEU  
Baron Motorsport 488 Challenge EVO

1	1:55.786	28.437	36.615	50.734		1:55.786
2	1:48.605	22.607	36.029	49.969	263.3	3:44.391
3	1:48.499	22.743	35.838	49.918	263.9	5:32.890



FINALE MONDIALE COPPA SHELL AM IMOLA World Final

Sector Analysis

Invalidated Lap Personal Best Session Best Crossing the pit lane

Table with 14 columns: Lap, Time, Sector 1, Sector 2, Sector 3, T.Spd, Elapsed. Rows 4-15 showing lap data for various drivers.

169 Paul ROGERS GBR JCT600 Leeds 488 Challenge EVO

Table with 14 columns: Lap, Time, Sector 1, Sector 2, Sector 3, T.Spd, Elapsed. Rows 1-15 for Paul Rogers.

181 Maurizio PITORRI ITA CDP - Best Lap 488 Challenge EVO

Table with 14 columns: Lap, Time, Sector 1, Sector 2, Sector 3, T.Spd, Elapsed. Rows 1-15 for Maurizio Pitorri.

183 Christian HERDT-WIPPER DEU Saggio München 488 Challenge EVO

Table with 14 columns: Lap, Time, Sector 1, Sector 2, Sector 3, T.Spd, Elapsed. Rows 1-6 for Christian Herdt-Wipper.

188 Josef SCHUMACHER DEU Eberlein Automobile 488 Challenge EVO

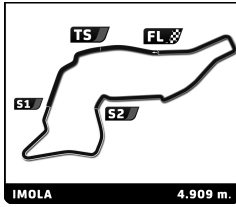
Table with 14 columns: Lap, Time, Sector 1, Sector 2, Sector 3, T.Spd, Elapsed. Rows 1-15 for Josef Schumacher.

304 Tony DAVIS USA Continental AutoSports 488 Challenge EVO

Table with 14 columns: Lap, Time, Sector 1, Sector 2, Sector 3, T.Spd, Elapsed. Rows 1-15 for Tony Davis.

307 Rey ACOSTA USA The Collection 488 Challenge EVO

Table with 14 columns: Lap, Time, Sector 1, Sector 2, Sector 3, T.Spd, Elapsed. Rows 1-10 for Rey Acosta.



FINALE MONDIALE COPPA SHELL AM IMOLA World Final

Sector Analysis

Invalidated Lap Personal Best Session Best Crossing the pit lane

Table with 14 columns: Lap, Time, Sector 1, Sector 2, Sector 3, T.Spd, Elapsed. Rows 11-15.

Driver profile for Lisa CLARK (USA), Ferrari Of Beverly Hills, 488 Challenge EVO. Table with 14 columns: Lap, Time, Sector 1, Sector 2, Sector 3, T.Spd, Elapsed. Rows 1-15.

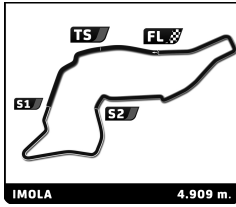
Driver profile for Luis PERUSQUIA (MEX), Ferrari of Central New Jersey, 488 Challenge EVO. Table with 14 columns: Lap, Time, Sector 1, Sector 2, Sector 3, T.Spd, Elapsed. Rows 1-15.

Driver profile for Jeffrey NUNBERG (USA), Ferrari of Central New Jersey, 488 Challenge EVO. Table with 14 columns: Lap, Time, Sector 1, Sector 2, Sector 3, T.Spd, Elapsed. Rows 1-13.

Driver profile for Dan CORNISH (USA), Ferrari of Austin, 488 Challenge EVO. Table with 14 columns: Lap, Time, Sector 1, Sector 2, Sector 3, T.Spd, Elapsed. Rows 1-15.

Driver profile for Darren BERNSTEIN (USA), Ferrari of Washington, 488 Challenge EVO. Table with 14 columns: Lap, Time, Sector 1, Sector 2, Sector 3, T.Spd, Elapsed. Rows 1-15.

Driver profile for Shigeru KAMIUE (JPN), European Version, 488 Challenge EVO. Table with 14 columns: Lap, Time, Sector 1, Sector 2, Sector 3, T.Spd, Elapsed. Rows 1-15.



FINALE MONDIALE COPPA SHELL AM IMOLA World Final

Sector Analysis

Invalidated Lap Personal Best Session Best Crossing the pit lane

Table with columns: Lap, Time, Sector 1, Sector 2, Sector 3, T.Spd, Elapsed. Row 12 shows 1:49.352, 22.513, 36.118, 50.163.