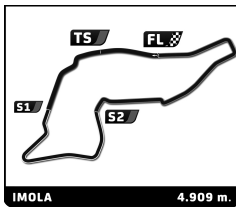


FERRARI CHALLENGE NA IMOLA Qualifying 2

Sector Analysis

Invalidated Lap Personal Best Session Best Crossing the pit lane

Table with columns: Lap, Time, Sector 1, Sector 2, Sector 3, T.Spd, Elapsed. Rows include driver names (e.g., Alfred CAIOLA, Jason MCCARTHY, Marc MUZZO, Dylan MEDLER, Manny FRANCO) and their respective lap times and sector times.



FERRARI CHALLENGE NA IMOLA Qualifying 2

Sector Analysis

Invalidated Lap Personal Best Session Best Crossing the pit lane

Table with 7 columns: Lap, Time, Sector 1, Sector 2, Sector 3, T.Spd, Elapsed. Rows 6-9.

Driver profile for Roberto PERRINA (255), Ferrari of Seattle, USA. Table with 7 columns: Lap, Time, Sector 1, Sector 2, Sector 3, T.Spd, Elapsed. Rows 1-12.

Driver profile for Todd COLEMAN (269), Ferrari Of Denver, USA. Table with 7 columns: Lap, Time, Sector 1, Sector 2, Sector 3, T.Spd, Elapsed. Rows 1-10.

Driver profile for Aaron WEISS (272), Ferrari of Central New Jersey, USA. Table with 7 columns: Lap, Time, Sector 1, Sector 2, Sector 3, T.Spd, Elapsed. Rows 1-12.

Driver profile for Jeremy CLARKE (287), Ferrari Of Beverly Hills, USA. Table with 7 columns: Lap, Time, Sector 1, Sector 2, Sector 3, T.Spd, Elapsed. Rows 1-7.

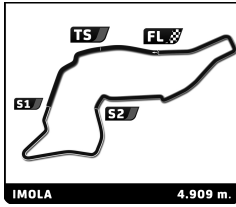
Table with 7 columns: Lap, Time, Sector 1, Sector 2, Sector 3, T.Spd, Elapsed. Rows 8-9.

Driver profile for Custodio TOLEDO (288), The Collection, BRA. Table with 7 columns: Lap, Time, Sector 1, Sector 2, Sector 3, T.Spd, Elapsed. Rows 1-12.

Driver profile for Tony DAVIS (304), Continental AutoSports, USA. Table with 7 columns: Lap, Time, Sector 1, Sector 2, Sector 3, T.Spd, Elapsed. Rows 1-15.

Driver profile for Rey ACOSTA (307), The Collection, USA. Table with 7 columns: Lap, Time, Sector 1, Sector 2, Sector 3, T.Spd, Elapsed. Rows 1-13.

Driver profile for Brent HOLDEN (314), Ferrari of Newport Beach, USA. Table with 7 columns: Lap, Time, Sector 1, Sector 2, Sector 3, T.Spd, Elapsed. Rows 1-3.



FERRARI CHALLENGE NA IMOLA Qualifying 2

Sector Analysis

Invalidated Lap Personal Best Session Best Crossing the pit lane

Table with 7 columns: Lap, Time, Sector 1, Sector 2, Sector 3, T.Spd, Elapsed. Rows 4-12 showing lap data for Eric MARSTON.

326 Eric MARSTON USA Ferrari Westlake 488 Challenge EVO

Table with 7 columns: Lap, Time, Sector 1, Sector 2, Sector 3, T.Spd, Elapsed. Rows 1-14 showing lap data for Eric MARSTON.

327 Lisa CLARK USA Ferrari Of Beverly Hills 488 Challenge EVO

Table with 7 columns: Lap, Time, Sector 1, Sector 2, Sector 3, T.Spd, Elapsed. Rows 1-14 showing lap data for Lisa CLARK.

331 Luis PERUSQUIA MEX Ferrari of Central New Jersey 488 Challenge EVO

Table with 7 columns: Lap, Time, Sector 1, Sector 2, Sector 3, T.Spd, Elapsed. Rows 1-11 showing lap data for Luis PERUSQUIA.

332 Yahn BERNIER USA Ferrari of Seattle 488 Challenge EVO

Table with 13 columns: Lap, Time, Sector 1, Sector 2, Sector 3, T.Spd, Elapsed. Rows 1-13 showing lap data for Jeffrey NUNBERG.

341 Jeffrey NUNBERG USA Ferrari of Central New Jersey 488 Challenge EVO

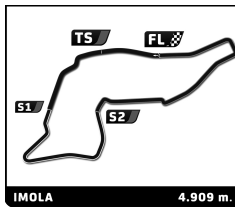
Table with 13 columns: Lap, Time, Sector 1, Sector 2, Sector 3, T.Spd, Elapsed. Rows 1-15 showing lap data for Jeffrey NUNBERG.

352 Richard PINEDA USA Ferrari of Washington 488 Challenge EVO

Table with 13 columns: Lap, Time, Sector 1, Sector 2, Sector 3, T.Spd, Elapsed. Rows 1-12 showing lap data for Richard PINEDA.

358 Michael PETRAMALO USA Ferrari of Seattle 488 Challenge EVO

Table with 13 columns: Lap, Time, Sector 1, Sector 2, Sector 3, T.Spd, Elapsed. Rows 1-8 showing lap data for Michael PETRAMALO.



FERRARI CHALLENGE NA IMOLA Qualifying 2

Sector Analysis

Invalidated Lap Personal Best Session Best Crossing the pit lane

Table with 14 columns: Lap, Time, Sector 1, Sector 2, Sector 3, T.Spd, Elapsed. Rows 9-11.

Driver: 363 Dan CORNISH, Ferrari of Austin, 488 Challenge EVO. Table with 7 columns: Lap, Time, Sector 1, Sector 2, Sector 3, T.Spd, Elapsed. Rows 1-12.

Driver: 369 Darren BERNSTEIN, Ferrari of Washington, 488 Challenge EVO. Table with 7 columns: Lap, Time, Sector 1, Sector 2, Sector 3, T.Spd, Elapsed. Rows 1-12.

Driver: 371 Brian KAMINSKEY, Ferrari of Long Island, 488 Challenge EVO. Table with 7 columns: Lap, Time, Sector 1, Sector 2, Sector 3, T.Spd, Elapsed. Rows 1-12.

Driver: 373 Sureel CHOKSI, Ferrari Of Denver, 488 Challenge EVO. Table with 7 columns: Lap, Time, Sector 1, Sector 2, Sector 3, T.Spd, Elapsed. Rows 1-5.

Table with 14 columns: Lap, Time, Sector 1, Sector 2, Sector 3, T.Spd, Elapsed. Rows 6-14.

Driver: 376 Lance CAWLEY, Ferrari of Atlanta, 488 Challenge EVO. Table with 7 columns: Lap, Time, Sector 1, Sector 2, Sector 3, T.Spd, Elapsed. Rows 1-14.

Driver: 396 Omar BALKISSOON, Ferrari Fort Lauderdale, 488 Challenge EVO. Table with 7 columns: Lap, Time, Sector 1, Sector 2, Sector 3, T.Spd, Elapsed. Rows 1-13.