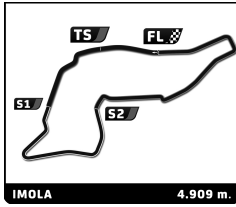


FERRARI CHALLENGE NA IMOLA Qualifying 1

Sector Analysis

Invalidated Lap Personal Best Session Best Crossing the pit lane

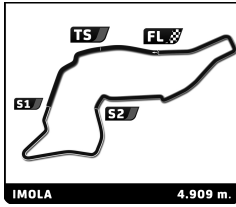
Table with columns: Lap, Time, Sector 1, Sector 2, Sector 3, T.Spd, Elapsed. Rows include drivers: Alfred CAIOLA, Jason MCCARTHY, Marc MUZZO, Dylan MEDLER, Manny FRANCO, Matt KURZEJEWSKI, Joseph RUBBO, Dave MUSIAL, Dave MUSIAL JR.



FERRARI CHALLENGE NA IMOLA Qualifying 1

Sector Analysis

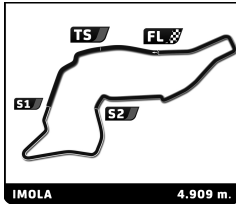
Table with columns: Lap, Time, Sector 1, Sector 2, Sector 3, T.Spd, Elapsed. Includes driver names like Roberto PERRINA, Todd COLEMAN, Aaron WEISS, Jeremy CLARKE, Custodio TOLEDO, Tony DAVIS, Rey ACOSTA, and Brent HOLDEN.



FERRARI CHALLENGE NA IMOLA Qualifying 1

Sector Analysis

Table with columns: Lap, Time, Sector 1, Sector 2, Sector 3, T.Spd, Elapsed. Includes driver names like Eric MARSTON, Michael PETRAMALO, Dan CORNISH, Yahn BERNIER, Richard PINEDA, and Brian KAMINSKEY.



FERRARI CHALLENGE NA
IMOLA
Qualifying 1

Sector Analysis

— Invalidated Lap ■ Personal Best ■ Session Best B Crossing the pit lane

Lap	Time	Sector 1	Sector 2	Sector 3	T.Spd	Elapsed	Lap	Time	Sector 1	Sector 2	Sector 3	T.Spd	Elapsed
4	1:48.291	22.262	36.510	49.519	268.6	19:21.893							
5	5:42.683B	22.341	35.675	4:44.667	268.6	25:04.576							
6	2:19.569	42.740	39.759	57.070	157.7	27:24.145							
7	1:46.748	22.331	35.278	49.139	264.6	29:10.893							
8	1:53.299	22.634	36.484	54.181	267.3	31:04.192							
9	1:50.482	22.546	35.882	52.054	267.3	32:54.674							
10	1:47.107	22.536	35.515	49.056	266.6	34:41.781							
11	9:52.850B	29.489	40.756	8:42.605	268.6	44:34.631							

373 Sureel CHOKSI USA
Ferrari Of Denver 488 Challenge EVO

1	2:29.832	43.022	45.031	1:01.779	135.5	2:29.832							
2	3:20.113B	35.213	50.478	1:54.422	132.6	5:49.945							
3	8:40.494	7:04.333	43.723	52.438	111.3	14:30.439							
4	2:32.319B	27.530	37.436	1:27.353	263.9	17:02.758							

376 Lance CAWLEY USA
Ferrari of Atlanta 488 Challenge EVO

1	13:27.216	...	45.518	1:02.223	139.4	13:27.216							
2	2:00.506	24.557	40.719	55.230	254.4	15:27.722							
3	1:51.878	23.119	36.969	51.790	262.6	17:19.600							
4	1:51.438	23.090	36.736	51.612	261.3	19:11.038							
5	4:57.670B	24.528	42.208	3:50.934	261.3	24:08.708							
6	2:26.120	49.540	40.121	56.459	149.9	26:34.828							
7	1:51.114	23.050	36.875	51.189	260.0	28:25.942							
8	1:50.889	22.993	36.681	51.215	262.6	30:16.831							
9	1:49.327	22.552	36.313	50.462	262.6	32:06.158							
10	1:54.954	23.004	39.003	52.947	263.3	34:01.112							
11	1:49.761	22.795	36.258	50.708	261.3	35:50.873							
12	8:07.482B	25.494	39.559	7:02.429	218.2	43:58.355							

396 Omar BALKISSOON USA
Ferrari Fort Lauderdale 488 Challenge EVO

1	22:18.871B	...	41.756	1:35.838	145.6	22:18.871							
2	4:01.775	2:28.138	39.181	54.456	176.4	26:20.646							
3	1:50.625	23.039	36.434	51.152	262.0	28:11.271							
4	1:46.279	22.286	35.128	48.865	262.0	29:57.550							
5	1:46.279	22.245	35.270	48.764	262.0	31:43.829							
6	1:46.242	22.170	35.102	48.970	262.6	33:30.071							
7	1:46.620	22.311	35.266	49.043	260.7	35:16.691							
8	2:22.191B	22.083	35.212	1:24.896	260.0	37:38.882							
9	4:46.952B	2:50.387	36.721	1:19.844	184.7	42:25.834							