

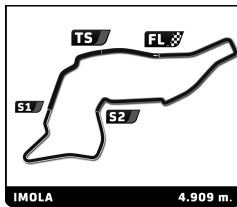
FERRARI CHALLENGE NA IMOLA

Free Practice

Sector Analysis

Invalidated Lap Personal Best Session Best Crossing the pit lane

Table with columns: Lap, Time, Sector 1, Sector 2, Sector 3, T.Spd, Elapsed. Rows include driver information (e.g., Alfred CAIOLA, Jason MCCARTHY, Dylan MEDLER, Marc MUZZO) and their lap-by-lap performance data.



FERRARI CHALLENGE NA IMOLA

Free Practice

Sector Analysis

Invalidated Lap Personal Best Session Best Crossing the pit lane

Table with 14 columns: Lap, Time, Sector 1, Sector 2, Sector 3, T.Sp, Elapsed. Driver: Manny FRANCO (USA). Includes lap 218 and subsequent laps with sector times and overall elapsed times.

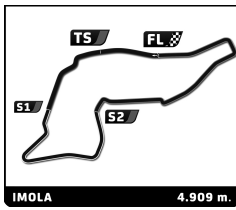
Table with 14 columns: Lap, Time, Sector 1, Sector 2, Sector 3, T.Sp, Elapsed. Driver: Matt KURZEJEWSKI (USA). Includes lap 222 and subsequent laps with sector times and overall elapsed times.

Table with 14 columns: Lap, Time, Sector 1, Sector 2, Sector 3, T.Sp, Elapsed. Driver: Joseph RUBBO (USA). Includes lap 228 and subsequent laps with sector times and overall elapsed times.

Table with 14 columns: Lap, Time, Sector 1, Sector 2, Sector 3, T.Sp, Elapsed. Driver: Dave MUSIAL (POL). Includes laps 5-27 with sector times and overall elapsed times.

Table with 14 columns: Lap, Time, Sector 1, Sector 2, Sector 3, T.Sp, Elapsed. Driver: Dave MUSIAL (POL). Includes lap 230 and subsequent laps with sector times and overall elapsed times.

Table with 14 columns: Lap, Time, Sector 1, Sector 2, Sector 3, T.Sp, Elapsed. Driver: Dave MUSIAL JR. (USA). Includes lap 231 and subsequent laps with sector times and overall elapsed times.



FERRARI CHALLENGE NA IMOLA

Free Practice

Sector Analysis

Table with 14 columns: Lap, Time, Sector 1, Sector 2, Sector 3, T.Spd, Elapsed. Contains data for laps 10-21 and 13-23.

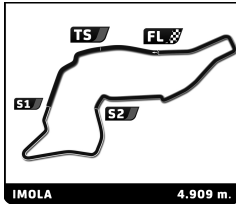
Driver profile for Roberto PERRINA (USA, Ferrari of Seattle, 488 Challenge EVO). Includes lap 255 and a table of lap times from 1 to 27.

Driver profile for Aaron WEISS (USA, Ferrari of Central New Jersey, 488 Challenge EVO). Includes lap 272 and a table of lap times from 1 to 11.

Driver profile for Jeremy CLARKE (USA, Ferrari Of Beverly Hills, 488 Challenge EVO). Includes lap 287 and a table of lap times from 1 to 24.

Driver profile for Todd COLEMAN (USA, Ferrari Of Denver, 488 Challenge EVO). Includes lap 269 and a table of lap times from 1 to 12.

Driver profile for Custodio TOLEDO (BRA, The Collection, 488 Challenge EVO). Includes lap 288 and a table of lap times from 1 to 2.



FERRARI CHALLENGE NA IMOLA

Free Practice

Sector Analysis

Invalidated Lap Personal Best Session Best Crossing the pit lane

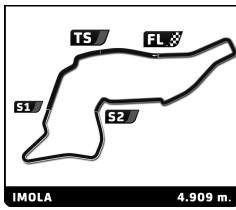
Table with 14 columns: Lap, Time, Sector 1, Sector 2, Sector 3, T.Spd, Elapsed. Contains data for driver 307, Rey ACOSTA.

Table with 14 columns: Lap, Time, Sector 1, Sector 2, Sector 3, T.Spd, Elapsed. Contains data for driver 304, Tony DAVIS.

Table with 14 columns: Lap, Time, Sector 1, Sector 2, Sector 3, T.Spd, Elapsed. Contains data for driver 314, Brent HOLDEN.

Table with 14 columns: Lap, Time, Sector 1, Sector 2, Sector 3, T.Spd, Elapsed. Contains data for driver 314, Brent HOLDEN.





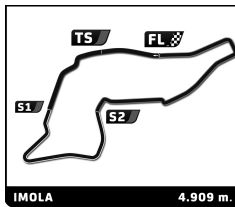
FERRARI CHALLENGE NA IMOLA

Free Practice

Sector Analysis

Invalidated Lap Personal Best Session Best Crossing the pit lane

Table with columns: Lap, Time, Sector 1, Sector 2, Sector 3, T.Sp, Elapsed. Rows include driver details (e.g., Eric MARSTON, Lisa CLARK, Luis PERUSQUIA) and lap-by-lap performance data with highlighted best times.



FERRARI CHALLENGE NA IMOLA

Free Practice

Sector Analysis

Invalidated Lap Personal Best Session Best Crossing the pit lane

Table with 7 columns: Lap, Time, Sector 1, Sector 2, Sector 3, T.Spd, Elapsed. Rows 20-23.

Driver 352 Richard PINEDA, Ferrari of Washington, USA. Table with 7 columns: Lap, Time, Sector 1, Sector 2, Sector 3, T.Spd, Elapsed. Rows 1-25.

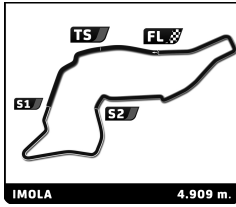
Driver 358 Michael PETRAMALO, Ferrari of Seattle, USA. Table with 7 columns: Lap, Time, Sector 1, Sector 2, Sector 3, T.Spd, Elapsed. Rows 1-25.

Table with 7 columns: Lap, Time, Sector 1, Sector 2, Sector 3, T.Spd, Elapsed. Rows 1-17.

Driver 363 Dan CORNISH, Ferrari of Austin, USA. Table with 7 columns: Lap, Time, Sector 1, Sector 2, Sector 3, T.Spd, Elapsed. Rows 1-17.

Driver 369 Darren BERNSTEIN, Ferrari of Washington, USA. Table with 7 columns: Lap, Time, Sector 1, Sector 2, Sector 3, T.Spd, Elapsed. Rows 1-27.

Driver 371 Brian KAMINSKEY, Ferrari of Long Island, USA. Table with 7 columns: Lap, Time, Sector 1, Sector 2, Sector 3, T.Spd, Elapsed. Rows 1-4.



FERRARI CHALLENGE NA IMOLA

Free Practice

Sector Analysis

Invalidated Lap Personal Best Session Best Crossing the pit lane

Table with 14 columns: Lap, Time, Sector 1, Sector 2, Sector 3, T.Spd, Elapsed. Contains two columns of lap data for various drivers.

373 Sureel CHOKSI USA Ferrari Of Denver 488 Challenge EVO

Table with 7 columns: Lap, Time, Sector 1, Sector 2, Sector 3, T.Spd, Elapsed. Shows lap data for Sureel Choksi.

376 Lance CAWLEY USA Ferrari of Atlanta 488 Challenge EVO

Table with 7 columns: Lap, Time, Sector 1, Sector 2, Sector 3, T.Spd, Elapsed. Shows lap data for Lance Cawley.

396 Omar BALKISSOON USA Ferrari Fort Lauderdale 488 Challenge EVO

Table with 7 columns: Lap, Time, Sector 1, Sector 2, Sector 3, T.Spd, Elapsed. Shows lap data for Omar Balkissoon.