

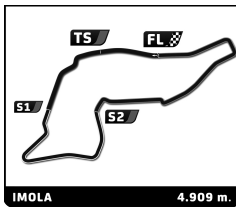
FERRARI CHALLENGE NA + APAC

IMOLA

Test 2

Sector Analysis

_ Invalidated Lap							■ Personal Best							■ Session Best							■ Crossing the pit lane																																																																																																																																																																															
Lap	Time	Sector 1	Sector 2	Sector 3	T.Sp	Elapsed	Lap	Time	Sector 1	Sector 2	Sector 3	T.Sp	Elapsed	Lap	Time	Sector 1	Sector 2	Sector 3	T.Sp	Elapsed	Lap	Time	Sector 1	Sector 2	Sector 3	T.Sp	Elapsed																																																																																																																																																																									
209	Alfred CAIOLA USA						488 Challenge EVO	9	1:49.785	23.077	36.322	50.386	262.6	18:15.901	10	1:50.187	22.906	36.204	51.077	262.6	20:06.088	11	1:48.846	22.987	36.139	49.720	262.6	21:54.934	12	1:50.305	22.853	37.220	50.232	262.6	23:45.239	13	1:50.624	22.909	38.015	49.700	263.9	25:35.863	14	1:50.585	23.071	36.642	50.872	265.3	27:26.448	15	5:32.976B	22.919	36.789	4:33.268	264.6	32:59.424	16	2:27.386	52.244	41.910	53.232	144.4	35:26.810	17	1:58.834	25.171	40.059	53.604	230.6	37:25.644	18	1:49.452	22.927	36.923	49.602	260.0	39:15.096	19	1:47.384	22.515	35.626	49.243	263.3	41:02.480	20	1:47.047	22.472	35.481	49.094	263.9	42:49.527	21	7:29.990B	23.644	38.051	6:28.295	262.6	50:19.517	22	3:04.990	1:35.899	37.177	51.914	142.8	53:24.507	23	1:51.595	24.247	36.168	51.180	213.0	55:16.102	24	1:54.649	23.558	40.946	50.145	218.7	57:10.751	25	1:52.888	23.305	40.111	49.472	265.3	59:03.639	26	1:47.713	22.493	35.519	49.701	263.3	1:00:51.352	27	1:47.470	22.488	35.534	49.448	263.3	1:02:38.822	28	1:51.680	23.744	37.208	50.728	257.5	1:04:30.502	29	1:47.449	22.564	35.593	49.292	262.6	1:06:17.951																																										
211	Jason MCCARTHY USA						488 Challenge EVO	1	3:03.390	1:18.612	44.315	1:00.463	100.6	3:03.390	2	1:57.478	25.766	38.560	53.152	196.4	5:00.868	3	1:50.067	22.769	36.533	50.765	262.6	6:50.935	4	1:47.394	22.234	35.369	49.791	265.9	8:38.329	5	1:46.846	22.214	35.328	49.304	264.6	10:25.175	6	1:45.924	21.927	35.001	48.996	265.3	12:11.099	7	1:45.905	21.901	35.035	48.969	265.9	13:57.004	8	1:46.350	21.974	35.327	49.049	267.3	15:43.354	9	1:46.754	22.137	35.394	49.223	266.6	17:30.108	10	1:47.389	22.110	35.494	49.785	267.9	19:17.497	11	1:50.918	22.242	37.187	51.489	265.3	21:08.415	12	1:47.080	22.127	35.588	49.365	265.9	22:55.495	13	1:47.184	22.093	35.515	49.576	267.3	24:42.679	14	1:47.246	22.250	35.538	49.458	266.6	26:29.925	15	1:46.519	22.061	35.351	49.107	267.3	28:16.444	16	1:48.189	22.045	36.005	50.139	267.9	30:04.633	17	1:51.140	23.187	37.704	50.249	266.6	31:55.773	18	1:48.197	22.634	35.896	49.667	260.0	33:43.970	19	1:51.708	23.621	37.046	51.041	241.6	35:35.678	20	4:14.963B	24.531	37.981	3:12.451	216.0	39:50.641	21	5:54.869B	3:32.307	43.671	1:38.891	133.6	45:45.510	22	7:35.816	5:57.683	42.028	56.105	80.3	53:21.326	23	1:49.906	22.722	36.788	50.396	260.0	55:11.232	24	1:51.632	22.969	37.361	51.302	265.3	57:02.864	25	1:45.389	21.796	34.875	48.718	267.3	58:48.253	26	1:45.292	21.748	34.767	48.777	268.6	1:00:33.545	27	4:23.535B	21.749	37.662	3:24.124	268.6	1:04:57.080
213	Marc MUZZO CAN						488 Challenge EVO	1	3:14.273	1:32.184	42.104	59.985	142.4	3:14.273	2	2:01.817	27.453	40.528	53.836	191.0	5:16.090	3	1:54.050	24.855	38.205	50.990	202.4	7:10.140	4	1:52.149	23.421	37.368	51.360	249.6	9:02.289	5	1:51.394	23.815	36.947	50.632	253.8	10:53.683	6	1:50.133	23.106	36.506	50.521	259.4	12:43.816	7	1:51.764	23.408	37.286	51.070	246.7	14:35.580	8	1:50.536	23.638	36.512	50.386	254.4	16:26.116																																																																																																																																					
218	Manny FRANCO USA						488 Challenge EVO	1	3:11.648	1:34.088	40.706	56.854	139.4	3:11.648	2	1:56.323	26.492	37.410	52.421	187.3	5:07.971	3	1:51.449	23.485	36.191	51.773	228.6	6:59.420																																																																																																																																																																								



FERRARI CHALLENGE NA + APAC

IMOLA

Test 2

Sector Analysis

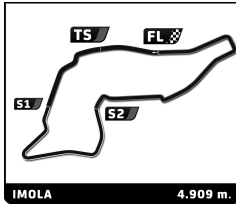
Table with 14 columns: Lap, Time, Sector 1, Sector 2, Sector 3, T.Spd, Elapsed, Lap, Time, Sector 1, Sector 2, Sector 3, T.Spd, Elapsed. Contains data for laps 4-25.

Driver profile for Matt KURZEJEWSKI (USA) at Ferrari Westlake. Includes lap times for laps 1-26.

Driver profile for Dave MUSIAL (POL) at Ferrari Lake Forest. Includes lap times for laps 1-24.

Driver profile for Joseph RUBBO (USA) at Ferrari of Long Island. Includes lap times for laps 1-3.

Driver profile for Dave MUSIAL JR. (USA) at Ferrari Lake Forest. Includes lap times for laps 1-4.



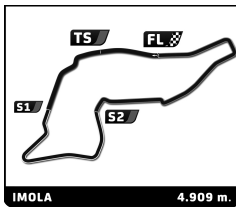
FERRARI CHALLENGE NA + APAC

IMOLA

Test 2

Sector Analysis

_ Invalidated Lap							■ Personal Best		■ Session Best		■ Crossing the pit lane			
Lap	Time	Sector 1	Sector 2	Sector 3	T.Spd	Elapsed	Lap	Time	Sector 1	Sector 2	Sector 3	T.Spd	Elapsed	
5	1:49.057	22.323	36.328	50.406	268.6	9:53.972	18	1:46.306	21.648	35.618	49.040	263.3	40:27.699	
6	1:51.942	23.597	38.873	49.472	226.6	11:45.914	19	1:50.090	22.035	35.419	52.636	264.6	42:17.789	
7	1:47.265	22.254	35.396	49.615	266.6	13:33.179	20	1:54.953	24.583	36.417	53.953	265.9	44:12.742	
8	1:47.476	22.208	35.374	49.894	267.3	15:20.655	21	5:44.790B	21.660	40.489	4:42.641	263.9	49:57.532	
9	1:54.256	22.310	37.311	49.635	268.6	17:14.911	22	4:38.944	3:06.391	39.364	53.189	147.8	54:36.476	
10	1:49.509	22.948	35.598	50.963	257.5	19:04.420	23	1:46.331	22.328	35.051	48.952	263.3	56:22.807	
11	1:46.962	22.268	35.360	49.334	267.3	20:51.382	24	1:45.963	21.855	35.200	48.908	265.9	58:08.770	
12	1:46.491	22.176	35.321	48.994	268.6	22:37.873	25	1:48.408	23.075	36.037	49.296	268.6	59:57.178	
13	2:14.790B	22.317	35.440	1:17.033	268.6	24:52.663	26	1:48.305	22.353	36.247	49.705	266.6	1:01:45.483	
14	9:40.300	8:13.261	37.053	49.986	108.3	34:32.963	27	1:48.987	21.887	35.180	51.920	263.3	1:03:34.470	
15	1:47.018	22.322	35.435	49.261	267.9	36:19.981	28	1:55.935	24.748	40.088	51.099	213.8	1:05:30.405	
16	2:13.948B	22.218	35.544	1:16.186	268.6	38:33.929	29	2:45.672B	23.119	37.296	1:45.257	263.3	1:08:16.077	
17	5:21.276	3:45.490	41.432	54.354	112.0	43:55.205	272 Aaron WEISS USA							
18	2:58.274B	23.747	39.118	1:55.409	256.3	46:53.479	Ferrari of Central New Jersey 488 Challenge EVO							
19	6:28.806	4:51.480	41.632	55.694	134.8	53:22.285	1	2:56.262	1:12.569	43.391	1:00.302	113.9	2:56.262	
20	1:52.750	24.934	36.558	51.258	209.2	55:15.035	2	1:58.152	26.697	38.114	53.341	188.0	4:54.414	
21	1:53.772	23.776	39.537	50.459	213.0	57:08.807	3	1:50.769	23.330	36.585	50.854	249.6	6:45.183	
22	1:50.213	23.656	37.123	49.434	269.3	58:59.020	4	1:53.350	23.097	36.599	53.654	255.0	8:38.533	
23	1:46.612	22.332	35.212	49.068	267.3	1:00:45.632	5	1:52.558	26.186	36.667	49.705	180.9	10:31.091	
255 Roberto PERRINA USA							6	1:48.103	22.770	35.765	49.568	263.9	12:19.194	
Ferrari of Seattle 488 Challenge EVO							7	1:48.418	23.131	35.676	49.611	263.9	14:07.612	
1	2:30.905	46.349	45.126	59.430	111.8	2:30.905	8	1:47.631	22.494	35.484	49.653	264.6	15:55.243	
2	2:01.148	27.027	40.356	53.765	184.1	4:32.053	9	1:50.570	22.547	35.622	52.401	263.9	17:45.813	
3	2:23.191B	24.060	39.437	1:19.694	222.4	6:55.244	10	1:47.353	22.612	35.540	49.201	263.9	19:33.166	
4	13:50.086	...	40.565	57.851	154.7	20:45.330	11	1:48.502	22.488	36.237	49.777	265.9	21:21.668	
5	1:56.922	26.228	38.639	52.055	191.0	22:42.252	12	1:47.435	22.587	35.276	49.572	263.9	23:09.103	
6	2:20.661B	23.107	38.640	1:18.914	228.1	25:02.913	13	1:48.480	23.687	35.477	49.316	265.9	24:57.583	
7	12:48.286	...	40.100	58.991	163.3	37:51.199	14	2:07.222B	22.724	35.723	1:08.775	264.6	27:04.805	
8	1:54.713	25.500	37.801	51.412	190.7	39:45.912	15	8:23.936	6:53.316	37.867	52.753	163.1	35:28.741	
9	2:20.725B	23.312	38.701	1:18.712	230.1	42:06.637	16	1:48.788	22.810	36.857	49.121	263.9	37:17.529	
10	11:32.525	9:55.112	39.434	57.979	141.3	53:39.162	17	1:46.608	22.634	35.093	48.881	265.9	39:04.137	
11	1:53.799	25.290	37.854	50.655	195.6	55:32.961	18	1:51.331	23.326	35.458	52.547	249.0	40:55.468	
12	2:16.842B	22.124	36.704	1:18.014	263.3	57:49.803	19	1:50.571	22.269	35.154	53.148	266.6	42:46.039	
13	5:42.880	4:08.274	40.628	53.978	146.0	1:03:32.683	20	2:07.530B	22.248	35.423	1:09.859	265.3	44:53.569	
14	1:47.951	22.916	35.918	49.117	265.9	1:05:20.634	287 Jeremy CLARKE USA							
15	2:51.376B	27.605	36.607	1:47.164	266.6	1:08:12.010	Ferrari Of Beverly Hills 488 Challenge EVO							
269 Todd COLEMAN USA							1	3:10.750	1:28.449	41.847	1:00.454	120.3	3:10.750	
Ferrari Of Denver 488 Challenge EVO							2	1:53.982	26.909	36.660	50.413	174.1	5:04.732	
1	3:32.225	1:40.459	47.663	1:04.103	102.9	3:32.225	3	1:48.810	22.456	35.991	50.363	265.9	6:53.542	
2	2:12.151	28.736	44.868	58.547	203.9	5:44.376	4	7:07.926B	23.110	35.452	6:09.364	233.1	14:01.468	
3	1:48.642	23.302	35.979	49.361	235.7	7:33.018	5	2:07.061	41.763	35.987	49.311	172.1	16:08.529	
4	1:47.121	22.384	35.567	49.170	263.3	9:20.139	6	1:45.560	22.167	34.690	48.703	266.6	17:54.089	
5	2:17.513B	22.144	36.595	1:18.774	265.3	11:37.652	7	3:21.866B	23.407	35.230	2:23.229	221.9	21:15.955	
6	5:04.249	3:29.432	41.869	52.948	130.0	16:41.901	8	5:38.395B	41.614	36.442	4:20.339	174.9	26:54.350	
7	1:49.467	22.887	36.158	50.422	260.7	18:31.368	9	2:14.064	42.545	38.501	53.018	163.3	29:08.414	
8	1:51.770	22.885	37.033	51.852	263.3	20:23.138	10	1:45.773	22.178	34.811	48.784	267.3	30:54.187	
9	1:48.717	22.188	36.358	50.171	263.9	22:11.855	11	1:44.808	21.933	34.561	48.314	265.9	32:38.995	
10	2:08.593B	22.546	37.178	1:08.869	264.6	24:20.448	12	1:47.870	22.068	35.184	50.618	266.6	34:26.865	
11	2:55.402	1:28.715	36.358	50.329	173.5	27:15.850	13	1:44.839	21.872	34.692	48.275	267.3	36:11.704	
12	1:49.042	21.976	36.171	50.895	262.6	29:04.892	14	6:25.493B	22.025	35.535	5:27.933	266.6	42:37.197	
13	2:25.588	22.118	1:10.889	52.581	263.9	31:30.480	15	7:47.514B	44.797	36.065	6:26.652	163.6	50:24.711	
14	1:48.998	22.572	35.865	50.561	264.6	33:19.478	16	3:01.151	1:31.212	37.114	52.825	150.8	53:25.862	
15	1:46.480	22.134	35.112	49.234	263.3	35:05.958	17	2:09.335B	23.065	36.516	1:09.754	224.2	55:35.197	
16	1:46.513	22.184	35.158	49.171	265.3	36:52.471	18	2:10.635	42.452	37.454	50.729	160.6	57:45.832	
17	1:48.922	22.763	36.730	49.429	265.9	38:41.393	19	1:45.024	21.956	34.762	48.306	267.9	59:30.856	



FERRARI CHALLENGE NA + APAC

IMOLA

Test 2

Sector Analysis

Invalidated Lap

Personal Best

Session Best

Crossing the pit lane

Table with 7 columns: Lap, Time, Sector 1, Sector 2, Sector 3, T.Spd, Elapsed. Rows 20-22.

Driver profile for Custodio TOLEDO (BRA) with lap times 1-25. Includes session best and pit lane crossings.

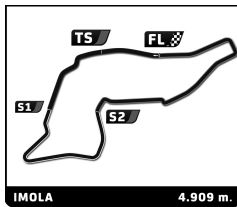
Driver profile for Tony DAVIS (USA) with lap times 1-23. Includes session best and pit lane crossings.

Table with 7 columns: Lap, Time, Sector 1, Sector 2, Sector 3, T.Spd, Elapsed. Rows 24-25.

Driver profile for Rey ACOSTA (USA) with lap times 1-17. Includes session best and pit lane crossings.

Driver profile for Brent HOLDEN (USA) with lap times 1-25. Includes session best and pit lane crossings.

Driver profile for Eric MARSTON (USA) with lap times 1-4. Includes session best and pit lane crossings.



FERRARI CHALLENGE NA + APAC

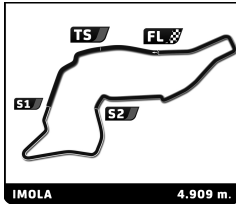
IMOLA

Test 2

Sector Analysis

Invalidated Lap Personal Best Session Best Crossing the pit lane

Table with columns: Lap, Time, Sector 1, Sector 2, Sector 3, T.Spd, Elapsed. Contains data for drivers Lisa CLARK, Yahn BERNIER, Jeffrey NUNBERG, and Luis PERUSQUIA across multiple laps.



FERRARI CHALLENGE NA + APAC

IMOLA

Test 2

Sector Analysis

Invalidated Lap Personal Best Session Best Crossing the pit lane

Table with 14 columns: Lap, Time, Sector 1, Sector 2, Sector 3, T.Spd, Elapsed, Lap, Time, Sector 1, Sector 2, Sector 3, T.Spd, Elapsed

Driver data for Richard PINEDA (352), Ferrari of Washington, 488 Challenge EVO. Includes lap times and sector analysis.

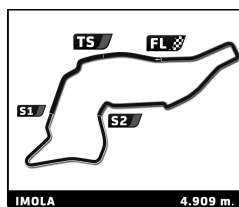
Driver data for Brian KAMINSKEY (371), Ferrari of Long Island, 488 Challenge EVO. Includes lap times and sector analysis.

Driver data for Michael PETRAMALO (358), Ferrari of Seattle, 488 Challenge EVO. Includes lap times and sector analysis.

Driver data for Dan CORNISH (363), Ferrari of Austin, 488 Challenge EVO. Includes lap times and sector analysis.

Driver data for Brian KAMINSKEY (371) continued, Ferrari of Long Island, 488 Challenge EVO. Includes lap times and sector analysis.

Driver data for Darren BERNSTEIN (369), Ferrari of Washington, 488 Challenge EVO. Includes lap times and sector analysis.



FERRARI CHALLENGE NA + APAC

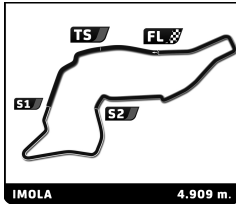
IMOLA

Test 2

Sector Analysis

Invalidated Lap Personal Best Session Best Crossing the pit lane

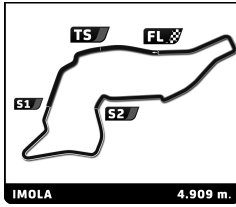
Table with columns: Lap, Time, Sector 1, Sector 2, Sector 3, T.Sp, Elapsed. Rows include drivers: Sureel CHOKSI, Lance CAWLEY, Omar BALKISSOON, Yudai UCHIDA, Nobuhiro IMADA, Kaniji YAGURA.



FERRARI CHALLENGE NA + APAC IMOLA Test 2

Sector Analysis

Table with columns: Lap, Time, Sector 1, Sector 2, Sector 3, T.Spd, Elapsed. Includes driver profiles for Kazuyuki YAMAGUCHI, Motohiko ISOZAKI, Shigeru KAMIUE, and Baby KEI.



FERRARI CHALLENGE NA + APAC
IMOLA
Test 2

Sector Analysis

— Invalidated Lap ■ Personal Best ■ Session Best B Crossing the pit lane

Lap	Time	Sector 1	Sector 2	Sector 3	T.Spd	Elapsed	Lap	Time	Sector 1	Sector 2	Sector 3	T.Spd	Elapsed
13	<u>1:52.694</u>	23.397	37.804	<u>51.493</u>	262.0	40:20.315							
14	1:52.210	23.640	36.995	51.575	261.3	42:12.525							
15	9:35.072 B	26.994	36.955	8:31.123	225.2	51:47.597							
16	2:22.855	44.467	42.943	55.445	148.7	54:10.452							
17	<u>1:51.472</u>	23.608	<u>37.300</u>	50.564	258.1	56:01.924							
18	<u>1:49.985</u>	23.053	36.161	<u>50.771</u>	261.3	57:51.909							
19	1:56.848	23.445	38.541	54.862	262.0	59:48.757							
20	6:20.698 B	23.255	38.020	5:19.423	260.0	1:06:09.455							

598 Eric CHEUNG HKG
 Blackbirds Concessionaires 488 Challenge EVO

1	3:01.588	1:15.543	43.353	1:02.692	103.2	3:01.588
2	2:10.597	26.408	41.429	1:02.760	178.8	5:12.185
3	1:56.605	22.726	38.973	54.906	260.0	7:08.790
4	<u>1:48.256</u>	22.480	36.155	<u>49.621</u>	261.3	8:57.046
5	1:49.137	22.602	36.838	49.697	260.7	10:46.183
6	1:47.742	22.494	35.768	49.480	262.6	12:33.925
7	5:32.319 B	24.727	40.001	4:27.591	218.7	18:06.244
8	2:29.778	48.661	47.403	53.714	132.0	20:36.022
9	1:54.907	24.384	38.360	52.163	259.4	22:30.929
10	1:53.767	23.642	38.335	51.790	259.4	24:24.696
11	1:53.794	24.791	37.300	51.703	232.6	26:18.490
12	1:53.843	24.596	37.702	51.545	219.6	28:12.333
13	1:55.753	25.116	38.730	51.907	200.1	30:08.086
14	1:53.095	23.367	37.515	52.213	260.0	32:01.181
15	1:56.632	26.131	37.243	53.258	191.0	33:57.813
16	3:23.234 B	23.387	36.905	2:22.942	259.4	37:21.047
17	2:20.452	47.112	40.138	53.202	131.5	39:41.499
18	1:53.411	23.195	38.862	51.354	262.0	41:34.910
19	8:54.272 B	23.365	36.520	7:54.387	262.6	50:29.182
20	3:03.445	1:31.030	40.217	52.198	144.2	53:32.627
21	1:49.870	22.807	36.879	50.184	264.6	55:22.497
22	1:51.405	22.684	37.046	51.675	264.6	57:13.902
23	2:05.837	23.424	48.004	54.409	259.4	59:19.739
24	1:48.554	22.700	35.895	49.959	264.6	1:01:08.293
25	1:48.215	22.578	35.942	49.695	262.0	1:02:56.508
26	1:49.872	22.931	36.788	50.153	261.3	1:04:46.380