

FERRARI CHALLENGE NA + APAC

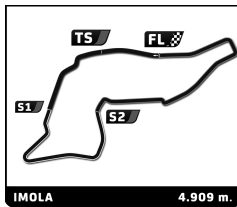
IMOLA

Test 1

Sector Analysis

Invalidated Lap Personal Best Session Best Crossing the pit lane

Table with columns: Lap, Time, Sector 1, Sector 2, Sector 3, T.Sp, Elapsed. Rows include driver information (e.g., Alfred CAIOLA, Marc MUZZO, Jason MCCARTHY, Dylan MEDLER) and their lap-by-lap performance data.



FERRARI CHALLENGE NA + APAC

IMOLA

Test 1

Sector Analysis

Invalidated Lap Personal Best Session Best Crossing the pit lane

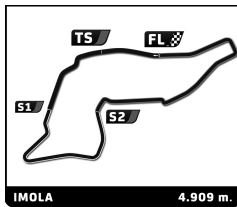
Table with 14 columns: Lap, Time, Sector 1, Sector 2, Sector 3, T.Spd, Elapsed. Row 28 is highlighted with green background.

Driver profile for Manny FRANCO (USA) at Ferrari Lake Forest. Table with 14 columns: Lap, Time, Sector 1, Sector 2, Sector 3, T.Spd, Elapsed. Row 22 is highlighted with purple background.

Driver profile for Joseph RUBBO (USA) at Ferrari of Long Island. Table with 14 columns: Lap, Time, Sector 1, Sector 2, Sector 3, T.Spd, Elapsed. Row 9 is highlighted with green background.

Driver profile for Matt KURZEJEWSKI (USA) at Ferrari Westlake. Table with 14 columns: Lap, Time, Sector 1, Sector 2, Sector 3, T.Spd, Elapsed. Row 11 is highlighted with green background.

Driver profile for Dave MUSIAL (POL) at Ferrari Lake Forest. Table with 14 columns: Lap, Time, Sector 1, Sector 2, Sector 3, T.Spd, Elapsed. Row 17 is highlighted with green background.



FERRARI CHALLENGE NA + APAC

IMOLA

Test 1

Sector Analysis

Invalidated Lap Personal Best Session Best Crossing the pit lane

Table with 14 columns: Lap, Time, Sector 1, Sector 2, Sector 3, T.Spd, Elapsed. Rows 21-26 and 20-27.

231 Dave MUSIAL JR. USA Ferrari Lake Forest 488 Challenge EVO

Table with 7 columns: Lap, Time, Sector 1, Sector 2, Sector 3, T.Spd, Elapsed. Rows 1-26.

255 Roberto PERRINA USA Ferrari of Seattle 488 Challenge EVO

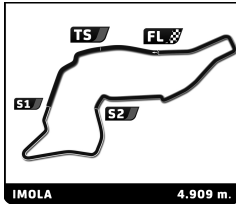
Table with 7 columns: Lap, Time, Sector 1, Sector 2, Sector 3, T.Spd, Elapsed. Rows 1-19.

269 Todd COLEMAN USA Ferrari Of Denver 488 Challenge EVO

Table with 7 columns: Lap, Time, Sector 1, Sector 2, Sector 3, T.Spd, Elapsed. Rows 1-20.

272 Aaron WEISS USA Ferrari of Central New Jersey 488 Challenge EVO

Table with 7 columns: Lap, Time, Sector 1, Sector 2, Sector 3, T.Spd, Elapsed. Rows 1-22.



FERRARI CHALLENGE NA + APAC

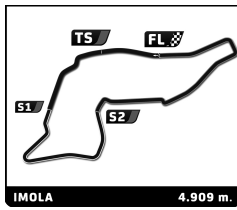
IMOLA

Test 1

Sector Analysis

Invalidated Lap Personal Best Session Best Crossing the pit lane

Table with columns: Lap, Time, Sector 1, Sector 2, Sector 3, T.Sp, Elapsed. Rows include drivers: Jeremy CLARKE (USA), Tony DAVIS (USA), Custodio TOLEDO (BRA), and Rey ACOSTA (USA). Each driver's data is presented in a separate block with their name, team, and car model.



FERRARI CHALLENGE NA + APAC

IMOLA

Test 1

Sector Analysis

Invalidated Lap

Personal Best

Session Best

Crossing the pit lane

Table with 14 columns: Lap, Time, Sector 1, Sector 2, Sector 3, T.Spd, Elapsed. Rows 21-24.

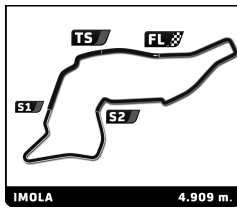
Driver profile for Brent HOLDEN (USA). Includes car model (Ferrari of Newport Beach) and chassis (488 Challenge EVO). Table with 7 columns: Lap, Time, Sector 1, Sector 2, Sector 3, T.Spd, Elapsed. Rows 1-27.

Driver profile for Lisa CLARK (USA). Includes car model (Ferrari Of Beverly Hills) and chassis (488 Challenge EVO). Table with 7 columns: Lap, Time, Sector 1, Sector 2, Sector 3, T.Spd, Elapsed. Rows 1-25.

Driver profile for Eric MARSTON (USA). Includes car model (Ferrari Westlake) and chassis (488 Challenge EVO). Table with 7 columns: Lap, Time, Sector 1, Sector 2, Sector 3, T.Spd, Elapsed. Rows 1-22.

Driver profile for Luis PERUSQUIA (MEX). Includes car model (Ferrari of Central New Jersey) and chassis (488 Challenge EVO). Table with 7 columns: Lap, Time, Sector 1, Sector 2, Sector 3, T.Spd, Elapsed. Rows 1-13.

Driver profile for Yahn BERNIER (USA). Includes car model (Ferrari of Seattle) and chassis (488 Challenge EVO). Table with 7 columns: Lap, Time, Sector 1, Sector 2, Sector 3, T.Spd, Elapsed. Rows 1-8.



FERRARI CHALLENGE NA + APAC

IMOLA

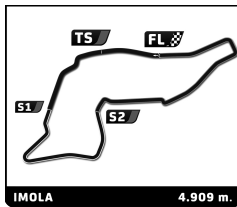
Test 1

Sector Analysis

_ Invalidated Lap							■ Personal Best							■ Session Best							■ Crossing the pit lane																																									
Lap	Time	Sector 1	Sector 2	Sector 3	T.Spd	Elapsed	Lap	Time	Sector 1	Sector 2	Sector 3	T.Spd	Elapsed	Lap	Time	Sector 1	Sector 2	Sector 3	T.Spd	Elapsed	Lap	Time	Sector 1	Sector 2	Sector 3	T.Spd	Elapsed																																			
9	1:50.992	23.140	37.689	50.163	260.0	51:23.492	17	1:56.514	24.174	39.294	53.046	241.1	1:15:40.603	18	1:55.807	24.467	38.510	52.830	243.9	1:17:36.410	19	1:57.182	24.699	39.925	52.558	252.0	1:19:33.592																																			
10	1:49.725	23.055	36.478	50.192	264.6	53:13.217	358 Michael PETRAMALO USA Ferrari of Seattle 488 Challenge EVO																																																							
11	1:49.211	22.872	36.321	50.018	263.9	55:02.428	1	3:06.960	1:29.958	41.358	55.644	139.8	3:06.960	2	1:55.036	24.857	38.048	52.131	206.3	5:01.996	3	1:50.555	23.881	36.574	50.100	245.6	6:52.551																																			
12	1:52.877	23.530	37.880	51.467	263.9	56:55.305	4	2:39.797 B	23.374	38.843	1:37.580	234.7	9:32.348	5	7:45.204	6:15.910	36.093	53.201	152.9	17:17.552	6	1:46.461	22.407	35.312	48.742	263.9	19:04.013																																			
13	2:11.742 B	22.995	36.416	1:12.331	263.3	59:07.047	7	1:47.317	22.400	35.349	49.568	265.9	20:51.330	8	2:06.328 B	22.455	35.263	1:08.610	258.8	22:57.658	9	18:37.562	...	41.915	53.692	134.7	41:35.220																																			
14	5:03.997	3:27.931	40.834	55.232	166.4	1:04:11.044	10	1:52.905	23.387	37.836	51.682	261.3	43:28.125	11	1:51.490	23.218	37.212	51.060	265.3	45:19.615	12	2:16.782 B	23.969	39.254	1:13.559	252.6	47:36.397																																			
15	1:50.706	23.012	36.489	51.205	258.8	1:06:01.750	13	4:08.991	2:34.704	41.359	52.928	101.0	51:45.388	14	1:52.107	23.312	37.901	50.894	262.6	53:37.495	15	1:51.283	23.227	37.518	50.538	263.3	55:28.778																																			
16	1:51.864	22.733	36.259	52.872	264.6	1:07:53.614	16	1:51.071	22.848	37.303	50.920	263.9	57:19.849	17	1:50.599	23.070	37.045	50.484	265.3	59:10.448	18	1:53.408	23.881	37.628	51.899	265.3	1:01:03.856																																			
17	1:48.167	22.712	35.860	49.595	262.0	1:09:41.781	18	1:53.408	23.881	37.628	51.899	265.3	1:01:03.856	19	1:51.647	22.989	36.961	51.697	267.9	1:02:55.503	20	1:51.862	22.845	36.717	52.300	267.3	1:04:47.365																																			
18	1:48.587	22.776	36.194	49.617	263.3	1:11:30.368	20	1:51.862	22.845	36.717	52.300	267.3	1:04:47.365	21	1:52.856	23.214	37.794	51.848	264.6	1:06:40.221	22	1:50.032	22.726	36.872	50.434	267.3	1:08:30.253																																			
19	1:50.554	24.103	36.414	50.037	264.6	1:13:20.922	21	1:52.856	23.214	37.794	51.848	264.6	1:06:40.221	22	1:50.032	22.726	36.872	50.434	267.3	1:08:30.253	23	1:48.783	22.669	36.235	49.879	267.3	1:10:19.036																																			
20	1:48.463	22.687	36.248	49.528	263.9	1:15:09.385	22	1:50.032	22.726	36.872	50.434	267.3	1:08:30.253	23	1:48.783	22.669	36.235	49.879	267.3	1:10:19.036	24	1:48.998	22.566	36.479	49.953	267.9	1:12:08.034																																			
21	1:49.971	22.762	35.988	51.221	264.6	1:16:59.356	24	1:48.998	22.566	36.479	49.953	267.9	1:12:08.034	25	1:51.772	22.646	37.275	51.851	267.3	1:13:59.806																																										
22	1:49.623	22.667	36.154	50.802	263.3	1:18:48.979	363 Dan CORNISH USA Ferrari of Austin 488 Challenge EVO																																																							
																												1	2:49.936	1:04.566	45.310	1:00.060	115.9	2:49.936	2	2:05.299	27.022	42.443	55.834	193.5	4:55.235	3	2:09.037	30.703	42.916	55.418	152.3	7:04.272	4	2:52.983 B	25.359	41.313	1:46.311	230.6	9:57.255							
																												5	8:05.724	6:28.657	41.466	55.601	127.2	18:02.979	6	1:59.934	26.725	39.811	53.398	156.6	20:02.913	7	1:58.141	24.322	40.159	53.660	225.7	22:01.054	8	2:20.693 B	25.122	38.027	1:17.544	228.6	24:21.747							
																												9	39:04.066	...	40.962	52.832	116.8	1:03:25.813	10	1:54.275	23.988	38.960	51.327	251.4	1:05:20.088	11	1:53.954	23.681	37.983	52.290	255.7	1:07:14.042	12	1:57.790	26.133	39.137	52.520	256.9	1:09:11.832							
																												13	2:20.431 B	24.112	40.910	1:15.409	252.0	1:11:32.263	369 Darren BERNSTEIN USA Ferrari of Washington 488 Challenge EVO																											
																												1	2:18.573	39.456	42.642	56.475	124.4	2:18.573	2	1:57.567	25.868	38.701	52.998	180.0	4:16.140	3	1:52.767	24.017	37.354	51.396	200.1	6:08.907	4	2:27.950 B	23.306	36.517	1:28.127	236.8	8:36.857							
																												5	9:56.892	8:28.684	37.414	50.794	179.1	18:33.749	6	1:49.594	23.611	35.849	50.134	217.8	20:23.343	7	1:48.594	22.724	35.981	49.889	252.6	22:11.937														

341 Jeffrey NUNBERG USA Ferrari of Central New Jersey 488 Challenge EVO																											
1	2:41.981	55.789	46.400	59.792	115.0	2:41.981																					
2	1:56.323	24.281	39.748	52.294	247.9	4:38.304																					
3	1:55.948	23.468	37.946	54.534	262.0	6:34.252																					
4	8:42.217 B	6:13.075	56.109	1:33.033	260.7	15:16.469																					
5	5:18.287	3:43.884	39.879	54.524	167.7	20:34.756																					
6	1:57.671	24.090	38.759	54.822	260.0	22:32.427																					
7	1:56.196	23.977	37.938	54.281	258.8	24:28.623																					
8	1:57.725	23.777	38.383	55.565	258.1	26:26.348																					
9	3:26.911 B	29.898	43.546	2:13.467	239.5	29:53.259																					
10	10:59.965	9:22.655	42.294	55.016	160.6	40:53.224																					
11	1:54.867	24.028	37.968	52.871	256.3	42:48.091																					
12	1:52.970	23.986	38.083	50.901	238.4	44:41.061																					
13	1:56.489	25.386	38.931	52.172	258.8	46:37.550																					
14	1:55.336	24.483	38.537	52.316	230.6	48:32.886																					
15	1:53.368	24.018	37.928	51.422	258.8	50:26.254																					
16	1:55.410	23.658	38.801	52.951	257.5	52:21.664																					
17	1:54.198	23.677	38.372	52.149	258.1	54:15.862																					
18	2:03.287	24.321	40.263	58.703	258.1	56:19.149																					
19	5:00.751 B	26.963	42.999	3:50.789	251.4	1:01:19.900																					
20	2:19.752	43.156	41.396	55.200	166.7	1:03:39.652																					
21	1:58.471	24.006	40.214	54.251	257.5	1:05:38.123																					

352 Richard PINEDA USA Ferrari of Washington 488 Challenge EVO																											
1	6:41.354	4:48.361	50.334	1:02.659	109.1	6:41.354																					
2	2:55.352 B	28.459	45.586	1:41.307	200.1	9:36.706																					
3	16:47.684	...	44.414	59.750	135.5	26:24.390																					
4	3:21.694 B	27.849	41.957	2:11.888	219.6	29:46.084																					
5	11:00.703	9:23.038	42.047	55.618	153.2	40:46.787																					
6	2:21.527 B	26.072	39.463	1:15.992	236.8	43:08.314																					
7	6:43.167	5:10.770	38.616	54.481	147.4	49:51.481																					
8	1:54.588	22.746	38.551	53.291	260.0	51:46.069																					
9	1:56.990	23.120	37.753	56.117	255.7	53:43.059																					
10	1:48.638	22.496	35.916	50.226	262.0	55:31.697																					
11	2:09.212 B	22.360	35.975	1:10.877	262.6	57:40.909																					
12	8:13.642	6:39.862	39.674	54.106	150.6	1:05:54.551																					
13	1:59.893	24.779	39.238	55.876	250.2	1:07:54.444																					
14	1:55.437	24.121	38.539	52.777	246.7	1:09:49.881																					
15	1:57.502	24.678	39.402	53.422	237.8	1:11:47.383																					
16	1:56.706	24.763	39.020	52.923	238.4	1:13:44.089																					



FERRARI CHALLENGE NA + APAC

IMOLA

Test 1

Sector Analysis

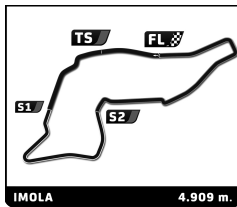
Table with 14 columns: Lap, Time, Sector 1, Sector 2, Sector 3, T.Spd, Elapsed. It shows two columns of lap data for various drivers, with some cells highlighted in green to indicate personal bests.

Driver profile for Brian KAMINSKEY (USA), Ferrari of Long Island, 488 Challenge EVO. Table with 7 columns: Lap, Time, Sector 1, Sector 2, Sector 3, T.Spd, Elapsed. Shows 29 laps of data.

Driver profile for Lance CAWLEY (USA), Ferrari of Atlanta, 488 Challenge EVO. Table with 7 columns: Lap, Time, Sector 1, Sector 2, Sector 3, T.Spd, Elapsed. Shows 24 laps of data.

Driver profile for Sureel CHOKSI (USA), Ferrari Of Denver, 488 Challenge EVO. Table with 7 columns: Lap, Time, Sector 1, Sector 2, Sector 3, T.Spd, Elapsed. Shows 3 laps of data.

Driver profile for Omar BALKISSOON (USA), Ferrari Fort Lauderdale, 488 Challenge EVO. Table with 7 columns: Lap, Time, Sector 1, Sector 2, Sector 3, T.Spd, Elapsed. Shows 8 laps of data.



FERRARI CHALLENGE NA + APAC

IMOLA

Test 1

Sector Analysis

— Invalidated Lap ■ Personal Best ■ Session Best B Crossing the pit lane

Table with 14 columns: Lap, Time, Sector 1, Sector 2, Sector 3, T.Spd, Elapsed. Rows 9-25 showing lap data for various drivers.

402 Yudai UCHIDA JPN Rosso Scuderia 488 Challenge EVO

Table with 7 columns: Lap, Time, Sector 1, Sector 2, Sector 3, T.Spd, Elapsed. Rows 1-22 showing lap data for Yudai Uchida.

452 Nobuhiro IMADA JPN Rosso Scuderia 488 Challenge EVO

Table with 7 columns: Lap, Time, Sector 1, Sector 2, Sector 3, T.Spd, Elapsed. Rows 1-12 showing lap data for Nobuhiro Imada.

500 Kaniji YAGURA JPN Cornes Osaka 488 Challenge EVO

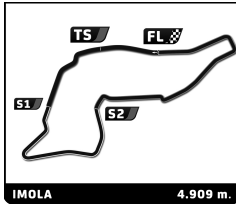
Table with 7 columns: Lap, Time, Sector 1, Sector 2, Sector 3, T.Spd, Elapsed. Rows 1-26 showing lap data for Kaniji Yagura.

505 Motohiko ISOZAKI JPN Cornes Shiba 488 Challenge EVO

Table with 7 columns: Lap, Time, Sector 1, Sector 2, Sector 3, T.Spd, Elapsed. Rows 1-6 showing lap data for Motohiko Isozaki.

527 Shigeru KAMIUE JPN European Version 488 Challenge EVO

Table with 7 columns: Lap, Time, Sector 1, Sector 2, Sector 3, T.Spd, Elapsed. Rows 1-7 showing lap data for Shigeru Kamiue.



FERRARI CHALLENGE NA + APAC

IMOLA

Test 1

Sector Analysis

_ Invalidated Lap							■ Personal Best							■ Session Best							B Crossing the pit lane						
Lap	Time	Sector 1	Sector 2	Sector 3	T.Spd	Elapsed	Lap	Time	Sector 1	Sector 2	Sector 3	T.Spd	Elapsed	Lap	Time	Sector 1	Sector 2	Sector 3	T.Spd	Elapsed	Lap	Time	Sector 1	Sector 2	Sector 3	T.Spd	Elapsed
8	2:41.172	52.573	49.321	59.278	146.4	1:00:18.947	21	1:51.626	23.817	36.852	50.957	256.9	1:15:43.126														
9	2:08.699	29.113	41.838	57.748	199.3	1:02:27.646	22	1:53.797	23.497	37.540	52.760	261.3	1:17:36.923														
10	2:03.635	27.043	40.871	55.721	188.7	1:04:31.281	23	1:54.285	24.301	37.529	52.455	224.7	1:19:31.208														
11	2:02.266	26.925	40.590	54.751	194.9	1:06:33.547																					
12	2:03.525	25.597	43.351	54.577	236.8	1:08:37.072																					
13	2:00.424	24.743	39.930	55.751	245.6	1:10:37.496																					
14	1:59.924	25.682	39.847	54.395	235.7	1:12:37.420																					
15	2:00.369	26.767	39.196	54.406	254.4	1:14:37.789																					
16	1:57.032	24.447	38.845	53.740	258.1	1:16:34.821																					
550 Kazuyuki YAMAGUCHI JPN							598 Eric CHEUNG HKG																				
Cornes Osaka 488 Challenge EVO							Blackbirds Concessionaires 488 Challenge EVO																				
1	3:03.845	1:22.406	43.648	57.791	109.1	3:03.845	1	3:21.860	1:33.816	44.587	1:03.457	131.8	3:21.860														
2	2:05.500	24.372	43.636	57.492	228.6	5:09.345	2	2:20.434	28.364	44.771	1:07.299	171.5	5:42.294														
3	1:59.908	23.580	38.588	57.740	232.1	7:09.253	3	1:52.546	23.501	37.161	51.884	237.8	7:34.840														
4	8:59.811 B	25.084	41.624	7:53.103	249.6	16:09.064	4	8:38.480 B	36.617	44.454	7:17.409	117.5	16:13.320														
5	2:13.719	45.088	37.384	51.247	167.5	18:22.783	5	2:26.886	52.305	41.605	52.976	99.3	18:40.206														
6	1:48.820	22.773	36.072	49.975	262.0	20:11.603	6	1:52.549	23.158	37.179	52.212	253.8	20:32.755														
7	1:49.446	22.457	36.586	50.403	260.7	22:01.049	7	1:50.276	23.059	36.510	50.707	253.8	22:23.031														
8	1:50.257	22.601	35.920	51.736	259.4	23:51.306	8	16:08.890 B	25.949	43.338	...	175.2	38:31.921														
9	1:48.240	22.543	35.710	49.987	266.6	25:39.546	9	2:37.246	53.096	44.466	59.684	145.8	41:09.167														
10	17:11.224 B	22.338	35.717	...	264.6	42:50.770	10	2:07.292	29.515	42.990	54.787	225.2	43:16.459														
11	2:36.088	47.961	48.666	59.461	137.8	45:26.858	11	2:00.087	24.828	40.129	55.130	252.0	45:16.546														
12	2:51.199 B	25.931	39.320	1:45.948	193.8	48:18.057	12	1:57.322	23.876	39.316	54.130	256.3	47:13.868														
13	2:12.735	41.370	37.693	53.672	154.7	50:30.792	13	2:00.349	24.116	39.168	57.065	249.6	49:14.217														
14	1:53.230	23.522	38.315	51.393	233.1	52:24.022	14	1:56.439	25.235	38.287	52.917	235.2	51:10.656														
15	1:52.377	23.207	37.017	52.153	255.0	54:16.399	15	1:54.237	23.545	38.145	52.547	256.9	53:04.893														
16	1:59.030	24.056	40.899	54.075	244.4	56:15.429	16	1:55.927	23.513	37.591	54.823	255.7	55:00.820														
17	1:55.129	22.992	37.965	54.172	254.4	58:10.558	17	1:56.519	25.445	38.644	52.430	237.3	56:57.339														
18	1:54.051	23.196	38.071	52.784	250.2	1:00:04.609	18	1:53.370	23.705	38.084	51.581	259.4	58:50.709														
19	1:51.549	22.885	36.510	52.154	257.5	1:01:56.158	19	1:54.049	23.551	38.950	51.548	256.9	1:00:44.758														
20	1:49.965	22.903	36.473	50.589	256.9	1:03:46.123	20	1:56.842	26.840	38.805	51.197	232.1	1:02:41.600														
21	1:51.447	22.922	36.531	51.994	258.1	1:05:37.570	21	1:53.993	23.758	37.815	52.420	246.1	1:04:35.593														
22	1:50.088	23.313	36.209	50.566	251.4	1:07:27.658	22	1:51.971	23.396	37.889	50.686	258.8	1:06:27.564														
593 Baby KEI JPN																											
Cornes Osaka 488 Challenge EVO																											
1	3:04.934	1:23.528	43.768	57.638	123.2	3:04.934	23	1:50.786	23.244	36.779	50.763	259.4	1:08:18.350														
2	1:58.233	24.595	38.843	54.795	221.0	5:03.167	24	1:51.345	23.374	36.942	51.029	258.1	1:10:09.695														
3	2:02.174	24.870	42.869	54.435	215.6	7:05.341	25	1:50.555	23.267	36.530	50.758	259.4	1:12:00.250														
4	15:31.460 B	25.675	40.837	...	233.1	22:36.801	26	9:20.280 B	28.973	41.988	8:09.319	195.6	1:21:20.530														
5	2:16.618	44.500	40.351	51.767	140.9	24:53.419																					
6	1:51.943	23.617	36.713	51.613	235.2	26:45.362																					
7	8:55.864 B	36.830	40.991	7:38.043	150.8	35:41.226																					
8	4:53.697	3:23.653	38.441	51.603	156.8	40:34.923																					
9	1:50.360	23.037	36.567	50.756	255.7	42:25.283																					
10	6:39.286 B	23.292	38.674	5:37.320	255.0	49:04.569																					
11	2:31.617	52.519	42.449	56.649	146.2	51:36.186																					
12	1:59.564	26.768	38.639	54.157	236.2	53:35.750																					
13	2:00.537	25.411	39.829	55.297	249.6	55:36.287																					
14	1:55.830	23.774	39.162	52.894	249.6	57:32.117																					
15	1:55.325	24.566	38.041	52.718	253.8	59:27.442																					
16	1:53.581	23.594	37.726	52.261	258.8	1:01:21.023																					
17	6:23.374 B	24.441	37.959	5:20.974	241.6	1:07:44.397																					
18	2:21.368	46.262	40.417	54.689	137.1	1:10:05.765																					
19	1:52.073	23.974	36.925	51.174	255.7	1:11:57.838																					
20	1:53.662	23.421	39.007	51.234	260.7	1:13:51.500																					